

JACKSON COUNTY, TEXAS

2024 BUDGET



AS FILED WITH THE COUNTY CLERK ON SEPTEMBER 5, 2023

And

APPROVED BY COMMISSIONERS COURT ON SEPTEMBER 5, 2023

FOR: Wayne Hunt, Wayne Bubela, Jill Sklar, Glenn Martin, &
Dennis Karl

AGAINST:

PRESENT and not voting:

ABSENT:

This budget will raise more total property taxes than last year's budget by \$4,269,133 which is a 39.92% increase from last year's budget. The property tax revenue to be raised from new property added to the tax roll this year is \$3,247,634.

	Proposed	Actual
Tax Rate Year	2023	2022
Budget Year	2024	2023
General	0.3887	0.3650
Flood Control ⁽¹⁾	0.0487	0.0508
Total Tax Rate	0.4374	0.4158
No-New Revenue Tax Rate	0.3989	0.3803
No-New Revenue M&O	0.3995	0.3805
Voter Approved Tax Rate ⁽²⁾	0.4391	0.4324
No Bonded Debt Outstanding		

THE STATE OF TEXAS §
COUNTY OF JACKSON §

Budget for the Fiscal Year 2024

This budget is submitted in accordance with section 111.006 of the Texas Government Code.

Jackson County previously enacted an over 65 and disabled tax freeze which effects total taxes collected.

APPROVED this the 5th day of September, 2023



JILL SKLAR
COUNTY JUDGE
JACKSON COUNTY, TEXAS

- (1) *This tax is levied, collected and paid to Jackson County County-Wide Drainage District per Contract for Flood Control.*
- (2) *Adjusted for 0.50% Sales Tax*

BUDGET CERTIFICATE

THE STATE OF TEXAS §
COUNTY OF JACKSON §

Budget for the Fiscal Year 2024

We, Jill Sklar, County Judge; Kate Brooks, County Clerk; and Michelle Darilek, County Auditor, of Jackson County, Texas, do hereby certify that the attached budget is a true and correct copy of the 2024 Fiscal Year Budget of Jackson County, Texas as passed and approved by the Commissioners' Court of said county on the 5th day of September 2023. The same appears on file in the office of the County Clerk of said County.



Jill Sklar, County Judge



Kate Brooks, County Clerk

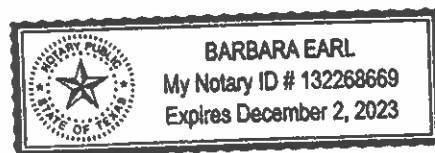


Michelle Darilek, County Auditor

SWORN TO AND SUBSCRIBED before me on this 5th day of September, 2023.



Notary Public in and for
the State of Texas



FILED 9/5/2023 @ 9:54 a.m.

Katharine R. Brooke, Clerk of County Court

JACKSON COUNTY, TEXAS

BY



**COUNTY OF JACKSON
2024 BUDGET
TABLE OF CONTENTS**

DESCRIPTION	PAGE	FUND
Annual Ad Valorem Revenue	I	
Budget Recap Report	II	
Revenues By Fund	III	
Expenditures by Fund	IV	
Expenditures by Fund - Chart	V	
General Fund Revenues and Expenditures	VI	
General Fund Expenditures By Function-Chart	VII	
Road & Bridge Expenditures	VIII	

DESCRIPTION	PAGE	FUND
GENERAL FUND		
Revenues	1-6	10
County Judge	6-7	10-400
Commissioners' Court	7-8	10-401
County Clerk	8-10	10-403
Veterans Service	10	10-405
Emergency Management	10-12	10-406
Non-Departmental	12-14	10-409
District Court	14-15	10-435
Court Expense	15	10-436
Criminal District Attorney	15-18	10-437
District Clerk	18-19	10-450
Justice of the Peace, Precinct #1	19-20	10-455
Justice of the Peace, Precinct #2	20-22	10-456
Jury	22	10-466
County Auditor	22-24	10-495
County Treasurer	24-25	10-497
Tax Assessor/Collector	25-27	10-499
Public Facilities	27-30	10-510
Fire Protection	31	10-543
Constable, Precinct #1	31-32	10-551
Constable, Precinct #2	32-33	10-552
Sheriff	33-38	10-560
Corrections	38-40	10-561
LNRA Security Contract	40-41	10-562
Juvenile Probation	41-42	10-570
24th Judicial District/Adult Probation	42	10-578
DPS/Troopers	43	10-581
DPS/License & Weight	43	10-582
Sanitation	43-45	10-595

**COUNTY OF JACKSON
2024 BUDGET
TABLE OF CONTENTS**

DESCRIPTION	PAGE	FUND
GENERAL Continued		
Permitting & Inspection	45-46	10-600
Health & Human Services	46	10-640
County Library	46-48	10-650
Parks	48	10-660
Ag Extension Service	48-49	10-665
U.S. Soil Conservation Service	49	10-670
Debt Service	50	10-680
Other Financing Sources/Uses	50	10-700
Permanent Improvement	51-52	12
Commissary Telephone	53-54	15
District Attorney Hot Check	55	17
Elections Administration	56-58	18
Forfeiture, District Attorney	59-60	19
Forfeiture, Sheriff	61-62	21
Technology Fund	63	23
Juvenile Probation Discretionary	64	24
Juvenile Probation Grants	65-68	25
Law Library	69	26
LEOSE, Law Enforcement Officers Ed	70	27
Library Memorial Fund	71-72	28
Records Management, County Clerk	73-74	29
Records Management, County	75	30
Records Management, District Clerk	76	31
Security Fund	77-78	32
Security Fund - JPs	79	33
Child Abuse Prevention	80	34
Child Welfare	81	35
Historical Commission	82	36
Mediation Fund	83	37
Bridge Replacement	84	39
Highway	85-87	40
Road & Bridge, General, Precinct #1	88-90	41
Road & Bridge, General, Precinct #2	91-93	42
Road & Bridge, General, Precinct #3	94-96	43
Road & Bridge, General, Precinct #4	97-99	44
Road & Bridge, Lateral Road	100	45
Precinct #1 Equipment Replacement	101	50
Precinct #2 Equipment Replacement	102	51
Precinct #3 Equipment Replacement	103	52

**COUNTY OF JACKSON
2024 BUDGET
TABLE OF CONTENTS**

DESCRIPTION	PAGE	FUND
Precinct #4 Equipment Replacement	104	53
Construction Grants	105-106	55
Abandoned Motor Vehicle	107-108	57
Truancy Prevention & Diversion	109	65
County Specialty Court	110	66
American Rescue Plan	111-113	70
Federal & State Relief	114-115	71
Coastal Protection	116-117	72
Airport	118-119	80
Jail Commissary	120	81
Flood Control - JC Co-Wide Drainage Contract	121	92
FUND SUMMARY	122-123	
GROUP SUMMARIES		
REVENUE	124-140	
EXPENDITURES	141-161	
TAX RATE CALCULATION WORKSHEET - County M&O	162-171	
TAX RATE CALCULATION WORKSHEET - Flood	172-181	
INTERFUND TRANSFERS	182-184	
CAPITAL OUTLAY	185-188	
CAPITAL OUTLAY - INVENTORY ONLY	189-190	

COUNTY OF JACKSON
BUDGET
FISCAL YEAR ENDING
SEPTEMBER 30, 2024

COMPARISON OF ANNUAL AD VALOREM REVENUE

	<i>FISCAL 2019 BUDGET</i>	<i>FISCAL 2020 BUDGET</i>	<i>FISCAL 2021 BUDGET</i>	<i>FISCAL 2022 BUDGET</i>	<i>FISCAL 2023 BUDGET</i>	<i>FISCAL 2024 BUDGET</i>
MARKET VALUE	\$ 1,963,715,404	\$ 2,118,673,422	\$ 2,169,265,140	\$ 2,182,164,482	\$ 2,531,102,377	\$ 3,565,427,604
MAINTENANCE AND OPERATING RATE	0.3821	0.3789	0.37	0.381	0.3816	0.3887
EXPECTED AD VALOREM BEFORE OVER 65 AND DISABLED "FROZEN" TAXES	\$ 7,503,357	\$ 8,027,654	\$ 8,026,281	\$ 8,314,047	\$ 9,658,687	\$ 13,858,817
OVER 65 AND DISABLED TAXES	\$ 341,346	\$ 362,196	\$ 370,783	\$ 390,173	\$ 396,006	\$ (143,943)
TOTAL EXPECTED AD VALOREM ASSESSED	\$ 7,844,702	\$ 8,389,850	\$ 8,397,064	\$ 8,704,220	\$ 10,054,693	\$ 13,714,874
COLLECTION RATE	98%	98%	98%	98%	98%	98%
TOTAL EXPECTED AD VALOREM COLLECTED	\$ 7,687,808	\$ 8,222,053	\$ 8,229,123	\$ 8,530,135	\$ 9,853,599	\$ 13,440,576

	<i>FISCAL 2019 BUDGET</i>	<i>FISCAL 2020 BUDGET</i>	<i>FISCAL 2021 BUDGET</i>	<i>FISCAL 2022 BUDGET</i>	<i>FISCAL 2023 BUDGET</i>	<i>FISCAL 2024 BUDGET</i>
MARKET VALUE	\$ 1,958,192,030	\$ 2,113,211,494	\$ 2,163,813,000	\$ 2,175,476,481	\$ 2,525,495,373	\$ 3,549,887,095
FLOOD CONTROL ⁽¹⁾	0.0643	0.0575	0.0574	0.0573	0.0508	0.0487
EXPECTED AD VALOREM BEFORE OVER 65 AND DISABLED "FROZEN" TAXES	\$ 1,259,117.48	\$ 1,215,096.61	\$ 1,242,028.66	\$ 1,246,548.02	\$ 1,282,951.65	\$ 1,728,795.02
OVER 65 AND DISABLED TAXES	\$ 66,708	\$ 69,780	\$ 69,618	\$ 71,936	\$ 63,549	\$ -
TOTAL EXPECTED AD VALOREM ASSESSED	\$ 1,325,825	\$ 1,284,877	\$ 1,311,647	\$ 1,318,484	\$ 1,346,500	\$ 1,728,795
COLLECTION RATE	98%	98%	98%	98%	98%	98%
TOTAL EXPECTED AD VALOREM COLLECTED	\$ 1,299,309	\$ 1,259,179	\$ 1,285,414	\$ 1,292,114	\$ 1,319,570	\$ 1,694,219

(1) This tax is levied, collected and paid to Jackson County County-Wide Drainage District per Contract for Flood Control.

ADOPTED

JACKSON COUNTY
 BUDGET RECAP REPORT - RECOMMENDED AMOUNTS
 AS OF: AUGUST 31, 2023

FUND	PRIOR ENDING FUND BALANCE	RECOMMENDED REVENUES	AVAILABLE FUNDS	RECOMMENDED EXPENDITURES	CURRENT ENDING FUND BALANCE
10 -GENERAL	7,094,120.26	16,657,083.07	23,751,203.33	16,607,910.68	7,143,292.65
12 -PERMANENT IMPROVEMENT	924,783.81	2,678,331.00	3,603,114.81	2,115,821.00	1,487,293.81
15 -COMMISSARY TELEPHONE	44,793.97	45,000.00	89,793.97	65,642.00	24,151.97
17 -DISTRICT ATTORNEY-HOT CHK	2,403.05	0.00	2,403.05	2,298.00	105.05
18 -ELECTIONS ADMINISTRATION	6,478.86	1,200.00	7,678.86	6,700.00	978.86
19 -FORFEITURE-DIST ATTORNEY	272,969.60	7,000.00	279,969.60	70,281.00	209,688.60
21 -FORFEITURE-SHERIFF	105,681.21	1,500.00	107,181.21	10,105.00	97,076.21
23 -TECHNOLOGY FUND	5,172.86	5,500.00	10,672.86	9,806.00	866.86
24 -JUV PROB DISCRETIONARY	3,622.26	0.00	3,622.26	3,400.00	222.26
25 -JUVENILE PROBATION GRANTS	12,122.29	200.00	12,322.29	2,944.00	9,378.29
26 -LAW LIBRARY	5,591.31	7,100.00	12,691.31	12,000.00	691.31
27 -LEOSE-LAW ENF OFFICERS ED	3,664.50	3,169.15	6,833.65	6,833.65	0.00
28 -LIBRARY-MEMORIAL FUND	60,547.01	7,500.00	68,047.01	10,050.00	57,997.01
29 -RECORDS MGT- COUNTY CLERK	213,720.90	75,000.00	288,720.90	107,471.00	181,249.90
30 -RECORDS MGT - COUNTY	342.52	200.00	542.52	542.00	0.52
31 -RECORDS MGT - DIST CLERK	15,362.45	6,900.00	22,262.45	14,400.00	7,862.45
32 -SECURITY FUND	39,555.13	14,430.00	53,985.13	31,434.00	22,551.13
33 -CRTHSE SECURITY - JPS	3,844.59	1,250.00	5,094.59	2,830.00	2,264.59
34 -CHILD ABUSE PREVENTION	385.01	200.00	585.01	500.00	85.01
35 -CHILD WELFARE	6,979.63	150.00	7,129.63	2,500.00	4,629.63
36 -HISTORICAL COMMISSION	31,591.77	5,702.00	37,293.77	36,000.00	1,293.77
37 -MEDIATION FUND	4,126.00	0.00	4,126.00	4,126.00	0.00
39 -BRIDGE REPLACEMENT	357,609.67	63,000.00	420,609.67	418,000.00	2,609.67
40 -HIGHWAY	84,333.48	684,856.00	769,189.48	713,932.00	55,257.48
41 -ROAD & BRIDGE GEN NO. 1	68,882.14	591,638.00	660,520.14	659,638.00	882.14
42 -ROAD & BRIDGE GEN NO. 2	73,682.69	618,746.00	692,428.69	692,246.00	182.69
43 -ROAD & BRIDGE GEN NO. 3	241,096.37	489,175.00	730,271.37	729,175.00	1,096.37
44 -ROAD & BRIDGE GEN NO. 4	387,765.84	803,336.00	1,191,101.84	1,188,336.00	2,765.84
45 -ROAD & BRIDGE LATERAL RD	0.07	20,757.52	20,757.59	20,757.52	0.07
50 -PCT#1 EQUIPMENT REPLACEMENT	687.03	20,500.00	21,187.03	21,187.00	0.03
51 -PCT#2 EQUIPMENT REPLACEMENT	145,581.58	24,100.00	169,681.58	169,500.00	181.58
52 -PCT#3 EQUIPMENT REPLACEMENT	47,904.23	21,600.00	69,504.23	69,400.00	104.23
53 -PCT#4 EQUIPMENT REPLACEMENT	78,369.59	23,446.00	101,815.59	101,500.00	315.59
55 -CONSTRUCTION GRANTS	271.23	0.00	271.23	0.00	271.23
57 -ABANDONED MOTOR VEHICLE	20,290.90	5,500.00	25,790.90	22,000.00	3,790.90
65 -TRUANCY PREV & DIVERSION	20,199.02	5,500.00	25,699.02	25,000.00	699.02
66 -CO SPECIALTY COURT	11,647.99	3,200.00	14,847.99	14,000.00	847.99
70 -AMERICAN RESCUE PLAN (ARP)	105,078.84	2,474,241.21	2,579,320.05	2,579,291.18	28.87
71 -FED & STATE RELIEF	1,842.29	40.00	1,882.29	1,882.00	0.29
72 -COASTAL PROTECTION	1,080,056.37	440,000.00	1,520,056.37	1,519,783.00	273.37
80 -AIRPORT	1,707,107.92	57,265.00	1,764,372.92	181,576.00	1,582,796.92
81 -JAIL COMMISSARY	23,786.35	12,300.00	36,086.35	36,000.00	86.35
92 -FLOOD CONTROL - JC DRAIN	0.00	1,715,719.00	1,715,719.00	1,715,719.00	0.00
GRAND TOTAL - ALL FUNDS	13,314,052.59	27,592,334.95	40,906,387.54	30,002,517.03	10,903,870.51

COUNTY OF JACKSON
BUDGETED REVENUES BY FUND
FISCAL YEAR ENDING SEPTEMBER 30, 2024

	<u>2020 Actual</u>	<u>2021 Actual</u>	<u>2022 Actual</u>	<u>2023 Amended Budget</u>	<u>2024 Proposed Budget</u>
General	11,584,555	12,161,815	12,887,506	13,968,288	16,657,083
Permanent Improvement	12,804	1,211	10,384	5,500	68,000
Commissary Telephone	52,675	46,171	50,969	50,000	45,000
District Attorney Hot Check	126	150	250	-	-
Elections Administration	134,362	1,901	5,522	1,015	1,200
District Attorney Forfeiture	20,218	1,617	9,969	2,000	7,000
Sheriff Forfeiture	12,592	2,304	429	200	1,500
Court Technology Fund	9,041	8,688	6,275	4,600	5,500
Juvenile Probation Discretionary	1,100	635	980	-	-
Juvenile Probation State Grants	180,527	204,645	250,111	5,697	200
Law Library	9,765	7,742	7,740	7,445	7,100
Law Enforcement Officers Education	3,945	3,653	3,248	3,248	3,169
Memorial Library	5,471	6,027	7,136	6,020	7,500
Records Management	78,137	90,506	96,938	82,100	75,000
County Records Management	5,013	3,693	1,386	600	200
District Clerk Records Management	6,496	7,489	7,217	5,900	6,900
Security Fees	14,388	15,148	15,206	13,650	14,430
Couthouse Security - JPs	833	1,564	1,088	1,100	1,250
Child Abuse Prevention & Family Protection	1,076	828	631	600	200
Child Welfare	99	8	60	50	150
Historical Commission	1,668	34	268	200	1,000
Mediation	-	1,676	1,000	-	-
Bridge Replacement	2,192	225	2,290	2,000	13,000
Highway	731,184	956,654	956,029	780,109	684,856
Road & Bridge Operating #1	13,832	5,158	2,403	600	10,000
Road & Bridge Operating #2	45,843	702	3,908	1,300	14,500
Road & Bridge Operating #3	4,500	21,149	2,325	700	10,000
Road & Bridge Operating #4	17,513	10,769	21,011	1,600	20,000
Road & Bridge Lateral Roads	20,881	20,833	20,823	20,758	20,758
Road & Bridge Equipment Replacement #1	212	335	411	237	500
Road & Bridge Equipment Replacement #2	127	6,413	1,276	700	4,100
Road & Bridge Equipment Replacement #3	104	3,946	192	200	1,600
Road & Bridge Equipment Replacement #4	1,189	43,441	969	700	3,446
Construction Grants	312,814	44,095	773,765	26,668	-
Abandoned Motor Vehicle	12,985	15,285	14,514	5,950	5,500
Truancy Prevention & Diversion	3,415	6,423	4,479	5,000	5,500
County Specialty Court	1,114	3,511	3,434	3,200	3,200
American Rescue Plan		1,434,669	18,631	1,510,000	2,474,241
Federal & State Relief	69,938	604,468	24,848	93,382	40
Coastal Impact Assistance	508,336	352,581	380,064	305,000	440,000
Airport	7,982	6,303	8,527	65,622	13,265
Jail Commissary	12,062	17,959	17,726	12,100	12,300
Flood Control - JC Drainage	1,266,587	1,301,080	1,314,090	1,341,570	1,715,719
TOTAL BUDGETED REVENUES BY FUND	<u>15,167,701</u>	<u>17,423,504</u>	<u>16,936,028</u>	<u>18,335,609</u>	<u>22,354,907</u>

*Does not include transfers

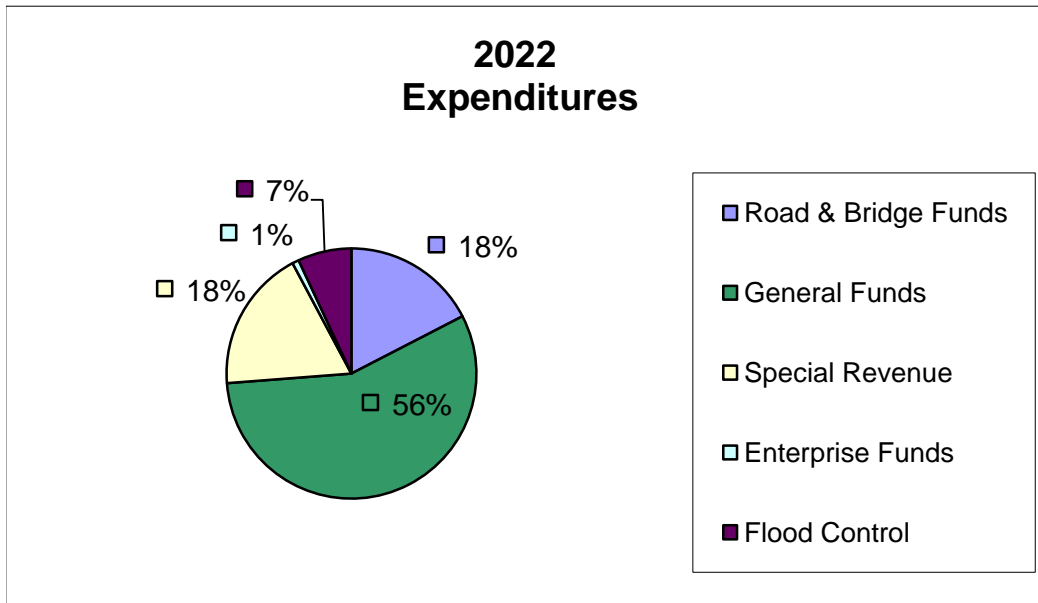
COUNTY OF JACKSON
EXPENDITURES BY FUND
FISCAL YEAR ENDING SEPTEMBER 30, 2024

	2020 Actual	2021 Actual	2022 Actual	2023 Amended Budget	2024 Proposed Budget
General	8,700,421	8,876,241	10,064,833	11,372,487	11,834,803
Permanent Improvement	17,350	21,026	122,358	992,200	2,115,821
Commissary Telephone	54,376	13,211	29,230	80,312	65,642
District Attorney Hot Check	-	-	2,146	1,963	2,298
Elections Administration	30,667	37,094	6,352	74,998	6,700
District Attorney Forfeiture	21,835	37,613	61,129	71,445	70,281
Sheriff Forfeiture	10,374	2,845	755	13,000	10,105
Justice Court Technology Fund	8,939	7,174	7,349	8,200	9,806
Juvenile Probation Discretionary	-	-	2,500	1,483	3,400
Juvenile Probation State Grants	179,761	206,753	248,062	6,697	2,944
Law Library	6,575	9,115	11,393	12,703	12,000
Law Enforcement Officers Education	2,847	4,561	3,537	6,067	6,834
Memorial Library	6,222	5,736	8,025	9,100	10,050
Records Management	66,590	67,250	31,974	114,570	107,471
County Records Management	7,717	300	-	8,000	542
District Clerk Records Management	7,360	6,678	8,232	9,394	14,400
Security	4,871	1,302	15,540	31,369	31,434
Security - JPs	-	-	876	2,800	2,830
Child Abuse Prevention & Family Protection	1,000	1,000	800	500	500
Child Welfare	-	-	700	2,800	2,500
Historical Commission	1,124	1,313	1,628	34,199	36,000
Mediation	-	-	-	4,000	4,126
Bridge Replacement	-	-	-	342,742	418,000
Highway	266,513	1,124,020	1,012,328	418,524	245,932
Road & Bridge Operating #1	550,986	554,085	594,553	595,486	659,638
Road & Bridge Operating #2	537,897	520,536	589,638	698,390	692,246
Road & Bridge Operating #3	453,109	406,655	380,617	638,750	729,175
Road & Bridge Operating #4	649,652	565,743	743,725	1,119,840	1,188,336
Road & Bridge Lateral Roads	15,661	26,053	20,097	20,758	20,758
Road & Bridge Equipment Replacement #1	9,499	-	-	74,786	21,187
Road & Bridge Equipment Replacement #2	20,706	40,577	-	179,700	169,500
Road & Bridge Equipment Replacement #3	-	25,000	-	45,800	69,400
Road & Bridge Equipment Replacement #4	4,858	58,396	-	145,000	101,500
Construction Grants	315,069	54,097	740,728	26,668	-
Abandoned Motor Vehicle	4,751	7,879	17,251	18,050	22,000
Truancy Prevention & Diversion	-	8,000	-	19,000	25,000
County Specialty Court	-	1,300	-	11,000	14,000
American Rescue Plan	-	-	95	1,512,147	2,579,291
Federal & State Relief	-	620,194	38,884	160,276	1,882
Coastal Impact Assistance	118	84,752	607,258	1,950,500	1,519,783
Airport	26,202	18,022	11,618	82,682	181,576
Jail Commissary	8,000	8,952	10,831	29,000	36,000
Flood Control - JC Drainage	1,266,586	1,299,345	1,315,825	1,341,570	1,715,719
TOTAL BUDGETED EXPENDITURES BY FUND	13,257,636	14,722,818	16,710,867	22,288,956	24,761,410

*Does not include transfers

COUNTY OF JACKSON
BUDGETED EXPENDITURES BY FUNDS
FISCAL YEAR ENDING SEPTEMBER 30, 2024

Road & Bridge Funds	4,315,672
General Funds	13,950,624
Special Revenue	4,561,819
Enterprise Funds	217,576
Flood Control	1,715,719
	<u>24,761,410</u> *



General Funds: General, Permanent Improvement

Special Revenue: Historical Commission, Child Welfare, Juvenile Probation Funds, Memorial Library, LOESE, Child Abuse Prevention, Coastal Impact, Community Development, CDA Forfeiture, Sheriff Forfeiture, Law Library, District Attorney, Records Management, County Records Management, District Clerk Records Management, Security, Security - JPs, Commissary Telephone, Justice Court Technology, Election Administration, Abandoned Motor Vehicle, Truancy Prevention & Diversion, County Specialty Court, American Rescue Fund, Federal & State Relief

Enterprise Funds: Airport and Commissary

*Does not include transfers

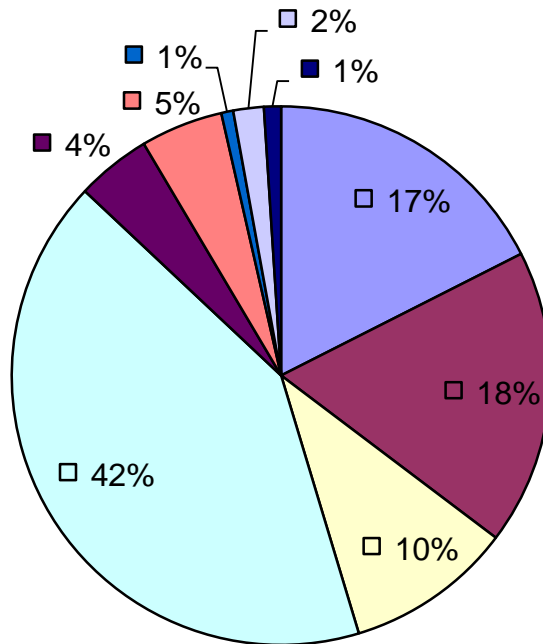
COUNTY OF JACKSON
BUDGETED GENERAL FUND STATEMENT OF REVENUES AND EXPENDITURES
FISCAL YEAR ENDING SEPTEMBER 30, 2024

	<u>2020 Actual</u>	<u>2021 Actual</u>	<u>2022 Actual</u>	<u>2023 Amended Budget</u>	<u>2024 Proposed Budget</u>
REVENUES					
Taxes	9,661,468	9,694,389	10,251,618	10,820,339	14,887,476
Licenses and Permits	19,520	25,265	32,827	23,000	22,800
Intergovernmental Revenue	508,223	962,696	1,213,048	1,790,327	320,444
Charges for Services	643,356	757,213	806,758	779,077	682,375
Fines and Forfeitures	438,773	435,907	355,428	368,500	366,500
Miscellaneous Revenue	313,215	286,345	227,827	187,045	377,488
TOTAL REVENUES	<u>11,584,555</u>	<u>12,161,815</u>	<u>12,887,506</u>	<u>13,968,288</u>	<u>16,657,083</u>
EXPENDITURES					
County Judge	201,586	202,075	212,385	219,258	226,264
Commissioners Court	373,199	381,686	400,947	419,097	429,178
County Clerk	452,480	447,561	442,875	476,173	502,559
Veterans Service Office	-	-	2,455	5,445	6,087
Emergency Management	47,393	56,673	30,830	84,468	152,893
Non Departmental	473,654	493,326	511,037	570,911	758,309
District Courts	28,333	89,573	109,361	104,644	105,228
Court Expense	197,265	150,037	300,916	460,563	489,352
Criminal District Attorney	463,752	386,429	475,515	544,555	665,775
District Clerk	288,851	289,590	305,664	321,739	347,818
Justice of the Peace #1	196,039	208,952	219,160	231,974	234,751
Justice of the Peace #2	184,552	181,274	216,798	209,352	215,400
Jury	18,045	11,577	26,109	26,064	43,390
County Auditor	319,484	339,609	316,766	391,158	434,277
County Treasurer	173,749	173,465	192,324	196,986	202,225
Tax Assessor Collector	441,604	492,918	503,390	529,998	551,649
Public Facilities	410,757	421,576	447,263	453,250	529,862
Fire Protection	10,500	13,300	10,500	14,250	14,250
Constable Precinct #1	113,788	89,157	102,160	99,788	110,157
Constable Precinct #2	115,145	88,363	96,333	99,568	110,673
Sheriff	1,661,646	1,797,769	2,036,320	2,558,406	2,176,660
Corrections	1,431,629	1,579,545	1,799,163	1,994,784	2,196,810
Law Enforcement Contract	242,252	182,894	171,354	165,044	175,593
Juvenile Probation Local Match	43,816	89,955	134,642	126,484	110,000
24th Judicial District Community Supervision & Corrections	2,806	3,386	2,354	3,057	3,476
DPS Troopers	851	5,190	20,656	28,460	29,569
DPS License & Weight	999	2,006	4,610	4,215	4,375
Sanitation	388,051	457,088	527,744	544,112	506,589
Permitting & Inspections	56,310	65,992	73,393	78,079	79,440
Human Health and Services	77,241	72,676	70,694	82,102	84,300
County Library	188,906	1,827	193,811	207,037	210,727
Parks	5,568	5,045	4,314	6,006	6,805
Ag Extension Service	88,687	92,670	99,990	112,460	117,362
Soil Conservation Service	2,500	3,000	3,000	3,000	3,000
Disaster	(1,017)	57	-	-	-
TOTAL EXPENDITURES	<u>8,700,421</u>	<u>8,876,241</u>	<u>10,064,833</u>	<u>11,372,487</u>	<u>11,834,803</u>
REVENUE OVER/(UNDER) EXPENDITURES	2,884,134	3,285,574	2,822,673	2,595,801	4,822,280
OTHER FINANCING SOURCES	-	-	-	66,978	-
OTHER FINANCING USES	2,314,884	2,787,173	2,107,308	2,656,698	4,773,108
REVENUES & OTHER SOURCES OVER/(UNDER) EXPENDITURES & OTHER USES	<u>569,250</u>	<u>498,401</u>	<u>715,365</u>	<u>6,081</u>	<u>49,172</u>

COUNTY OF JACKSON
GENERAL FUND EXPENDITURES BY FUNCTION
FISCAL YEAR ENDING SEPTEMBER 30, 2024

General Government	2,075,290
Judicial	2,101,714
Financial Administration	1,188,151
Public Safety	4,931,563
Public Facilities	529,862
Environmental Protection	586,029
Health & Human Services	84,300
Culture & Recreation	217,532
Conservation	120,362
	<u>11,834,803</u>

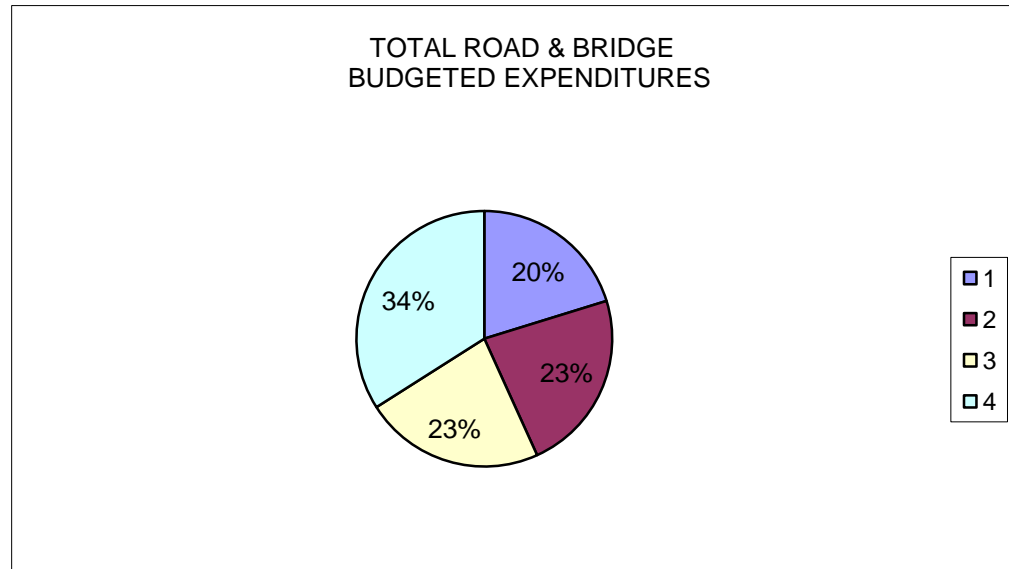
2020 General Fund Expenditures



■ General Government	■ Judicial
□ Financial Administration	□ Public Safety
■ Public Facilities	■ Environmental Protection
■ Health & Human Services	□ Culture & Recreation
■ Conservation	

COUNTY OF JACKSON
ROAD AND BRIDGE EXPENDITURES
FISCAL YEAR ENDING SEPTEMBER 30, 2024

	#1	#2	#3	#4	TOTALS
Road & Bridge Operating	659,638	692,246	729,175	1,188,336	3,269,395
Road & Bridge Lateral Road	5,190	5,190	5,190	5,190	20,758
Road & Bridge Equipment Replacement	21,187	169,500	69,400	101,500	361,587
Road & Bridge - General	25,000	25,000	25,000	25,000	100,000
Road & Bridge - General - TIFF	74,714	-	56,418		131,132
TOTAL ROAD & BRIDGE BUDGETED EXPENDITURES	785,729	891,936	885,183	1,320,026	3,882,872



**COUNTY OF JACKSON, TEXAS
2024 ADOPTED BUDGET**

DETAILED FUND BUDGETS



Jackson County, Texas

Budget - ADOPTED Account Summary

For Fiscal: 2022-2023 Period Ending: 08/31/2023

		2020-2021	2020-2021	2021-2022	2021-2022	2022-2023	2022-2023	Defined Budgets		
		Total Budget	Total Activity	Total Budget	Total Activity	Total Budget	YTD Activity	2022-2023	2023-2024	2023-2024
								PJ	PROPOSED	2023-2024
Fund: 10 - GENERAL										
Revenue										
Department: 310 - PROPERTY TAXES										
ReportGroup: 300 - Taxes										
10-310-3010-0000	CURRENT TAXES	8,229,123.00	8,249,059.55	8,530,135.00	8,529,772.07	9,441,839.00	9,517,402.93	9,525,000.00	13,440,576.00	13,440,576.00
10-310-3020-0000	DELINQUENT TAXES	65,000.00	77,063.55	65,000.00	66,739.85	67,000.00	62,705.89	67,000.00	70,000.00	70,000.00
ReportGroup: 300 - Taxes Total:		8,294,123.00	8,326,123.10	8,595,135.00	8,596,511.92	9,508,839.00	9,580,108.82	9,592,000.00	13,510,576.00	13,510,576.00
Department: 310 - PROPERTY TAXES Total:		8,294,123.00	8,326,123.10	8,595,135.00	8,596,511.92	9,508,839.00	9,580,108.82	9,592,000.00	13,510,576.00	13,510,576.00
Department: 318 - OTHER TAXES										
ReportGroup: 300 - Taxes										
10-318-3050-0000	HOTEL/MOTEL TAX	7,500.00	7,857.85	7,700.00	8,384.29	8,000.00	7,196.97	8,313.30	8,100.00	8,100.00
10-318-3060-0000	SALES TAX	1,200,000.00	1,285,613.84	1,200,000.00	1,582,284.02	1,240,000.00	1,256,562.63	1,470,000.00	1,300,000.00	1,300,000.00
10-318-3090-0000	MIXED BEVERAGE TAX	2,750.00	4,567.50	3,500.00	3,813.37	3,500.00	4,088.45	4,800.00	3,800.00	3,800.00
ReportGroup: 300 - Taxes Total:		1,210,250.00	1,298,039.19	1,211,200.00	1,594,481.68	1,251,500.00	1,267,848.05	1,483,113.30	1,311,900.00	1,311,900.00
Department: 318 - OTHER TAXES Total:		1,210,250.00	1,298,039.19	1,211,200.00	1,594,481.68	1,251,500.00	1,267,848.05	1,483,113.30	1,311,900.00	1,311,900.00
Department: 319 - TAXES, PENATLY & INTEREST										
ReportGroup: 300 - Taxes										
10-319-3040-0000	PENALTY & INTEREST - TAXES	55,000.00	70,226.75	60,000.00	60,624.44	60,000.00	73,967.83	78,000.00	65,000.00	65,000.00
ReportGroup: 300 - Taxes Total:		55,000.00	70,226.75	60,000.00	60,624.44	60,000.00	73,967.83	78,000.00	65,000.00	65,000.00
Department: 319 - TAXES, PENATLY & INTEREST Total:		55,000.00	70,226.75	60,000.00	60,624.44	60,000.00	73,967.83	78,000.00	65,000.00	65,000.00
Department: 321 - LICENSES & PERMITS										
ReportGroup: 310 - License & Permits										
10-321-3070-0000	FLOOD PLAIN PERMITS	3,800.00	6,395.00	4,000.00	10,165.00	6,200.00	5,325.00	5,612.60	6,000.00	6,000.00
10-321-3596-0000	FOOD ESTABLISHMENTS	1,900.00	1,600.00	1,800.00	1,800.00	1,800.00	1,800.00	1,800.00	1,800.00	1,800.00
10-321-3597-0000	SEPTIC TANK PERMITS	13,000.00	17,270.00	13,500.00	20,862.19	15,000.00	13,415.00	15,374.80	15,000.00	15,000.00
ReportGroup: 310 - License & Permits Total:		18,700.00	25,265.00	19,300.00	32,827.19	23,000.00	20,540.00	22,787.40	22,800.00	22,800.00
Department: 321 - LICENSES & PERMITS Total:		18,700.00	25,265.00	19,300.00	32,827.19	23,000.00	20,540.00	22,787.40	22,800.00	22,800.00

Budget - ADOPTED

For Fiscal: 2022-2023 Period Ending: 08/31/2023

Defined Budgets

		2020-2021 Total Budget	2020-2021 Total Activity	2021-2022 Total Budget	2021-2022 Total Activity	2022-2023 Total Budget	2022-2023 YTD Activity	2022-2023 PJ	2023-2024 PROPOSED	2023-2024 2023-2024
Department: 330 - FEDERAL GRANTS										
ReportGroup: 320 - Intergovernmental Revenue										
10-330-3121-0000	DOJ - SCAAP GRANT	0.00	0.00	0.00	14,367.00	0.00	14,542.00	14,542.00	0.00	0.00
10-330-3123-FJ04	DOJ - BULLETPROOF VEST PRG	0.00	0.00	0.00	0.00	2,462.58	0.00	2,657.43	2,000.00	2,000.00
10-330-3123-FJ05	DOJ - EDWARD BYRNE, SW BO...	0.00	0.00	144,459.37	128,043.75	22,462.00	5,209.86	16,154.22	6,998.00	6,998.00
10-330-3124-FJ14	DOJ pass thru OOG	0.00	0.00	5,091.45	2,100.94	5,970.46	0.00	3,002.14	0.00	0.00
10-330-3135-FH08	DHS - OOG - OPERATION STON...	32,164.32	0.00	28,675.83	9,753.11	71,400.93	66,098.52	68,821.94	0.00	0.00
10-330-3225-FF10	LIBRARY GRANTS - NEC THRU T...	0.00	0.00	3,132.00	3,479.66	0.00	0.00	0.00	0.00	0.00
10-330-3275-FM21	TITLE IVE LEGAL SRV, DFPS	0.00	0.00	9,876.58	9,876.58	8,000.00	10,197.69	11,176.58	9,000.00	9,000.00
ReportGroup: 320 - Intergovernmental Revenue Total:		32,164.32	0.00	191,235.23	167,621.04	110,295.97	96,048.07	116,354.31	17,998.00	17,998.00
Department: 330 - FEDERAL GRANTS Total:		32,164.32	0.00	191,235.23	167,621.04	110,295.97	96,048.07	116,354.31	17,998.00	17,998.00
Department: 332 - PILT										
ReportGroup: 320 - Intergovernmental Revenue										
10-332-3151-0000	PILT - FORMOSA	776,000.00	776,000.00	776,000.00	776,000.00	696,000.00	696,000.00	696,000.00	0.00	0.00
ReportGroup: 320 - Intergovernmental Revenue Total:		776,000.00	776,000.00	776,000.00	776,000.00	696,000.00	696,000.00	696,000.00	0.00	0.00
Department: 332 - PILT Total:		776,000.00	776,000.00	776,000.00	776,000.00	696,000.00	696,000.00	696,000.00	0.00	0.00
Department: 333 - STATE GRANTS										
ReportGroup: 320 - Intergovernmental Revenue										
10-333-3201-0000	ABTPA-AUTO BURGLARY & THE...	26,076.00	18,210.44	0.00	33,656.99	31,068.00	28,650.67	31,068.00	31,068.00	31,068.00
10-333-3215-0000	GOLDEN CRESCENT REGIONAL ...	0.00	6,092.00	0.00	0.00	0.00	19,648.21	0.00	0.00	0.00
10-333-3215-LW27	GOLDEN CRESCENT REG PLANN...	0.00	0.00	0.00	0.00	31,742.30	31,742.30	31,742.30	0.00	0.00
10-333-3220-SO15	OAG - SAVNS (VINE) GRANT	0.00	0.00	0.00	0.00	4,195.83	4,195.83	5,594.44	0.00	0.00
10-333-3220-SO16	OAG - VCLG	0.00	0.00	14,699.17	3,639.20	29,640.00	32,751.40	29,640.00	0.00	0.00
10-333-3221-SG18	OOG - CJD, OLS	0.00	0.00	364,269.82	104,732.16	702,575.13	681,852.13	702,575.13	125,989.00	145,438.00
10-333-3221-SG19	OOG - CJD, BWC	0.00	0.00	31,609.11	0.00	14,805.60	74,027.88	14,805.57	14,805.57	14,805.57
10-333-3225-0000	LIBRARY GRANTS	3,196.83	4,450.52	0.00	0.00	2,500.00	2,500.00	2,500.00	0.00	0.00
10-333-3230-0000	TDIC - INDIGENT DEFENSE GRA...	17,500.00	26,013.00	20,133.00	30,771.00	24,000.00	20,384.25	27,179.00	25,000.00	25,000.00
10-333-3290-0000	MARSHALL FOUNDATION GRA...	0.00	0.00	83,600.00	18,175.00	65,246.00	65,425.00	65,246.00	0.00	0.00
ReportGroup: 320 - Intergovernmental Revenue Total:		46,772.83	54,765.96	514,311.10	190,974.35	905,772.86	961,177.67	910,350.44	196,862.57	216,311.57
Department: 333 - STATE GRANTS Total:		46,772.83	54,765.96	514,311.10	190,974.35	905,772.86	961,177.67	910,350.44	196,862.57	216,311.57
Department: 334 - SHARED REVENUES										
ReportGroup: 320 - Intergovernmental Revenue										
10-334-3300-0000	CHAPTER 19 FUNDS	0.00	0.00	1,619.70	3,422.68	2,544.61	2,552.16	550.00	0.00	0.00

Budget - ADOPTED

For Fiscal: 2022-2023 Period Ending: 08/31/2023

Defined Budgets

		2020-2021 Total Budget	2020-2021 Total Activity	2021-2022 Total Budget	2021-2022 Total Activity	2022-2023 Total Budget	2022-2023 YTD Activity	2022-2023 PJ	2023-2024 PROPOSED	2023-2024 2023-2024
10-334-3305-0000	COUNTY JUDGE SALARY SUPPL...	25,200.00	21,014.01	25,200.00	25,902.81	25,200.00	25,200.00	25,200.00	25,200.00	25,200.00
10-334-3310-0000	ADA LONGEVITY SUPPLEMENT	0.00	0.00	0.00	0.00	4,120.00	4,840.00	5,560.00	2,880.00	2,880.00
10-334-3325-0000	JURY REIM (SB 1524)	13,000.00	5,372.00	13,000.00	13,804.00	13,000.00	10,438.00	12,797.26	17,000.00	17,000.00
ReportGroup: 320 - Intergovernmental Revenue Total:		38,200.00	26,386.01	39,819.70	43,129.49	44,864.61	43,030.16	44,107.26	45,080.00	45,080.00
Department: 334 - SHARED REVENUES Total:		38,200.00	26,386.01	39,819.70	43,129.49	44,864.61	43,030.16	44,107.26	45,080.00	45,080.00
Department: 339 - SHARED REVENUES, LOCAL										
ReportGroup: 320 - Intergovernmental Revenue										
10-339-3390-0000	SHARED REVENUE, LOCAL GOVT	24,988.00	33,233.98	37,026.00	35,322.88	33,394.00	31,195.26	33,022.00	41,054.00	41,054.00
Budget Detail										
Budget Code	Description			Units	Price	Amount				
2023-2024	DPS SEC - CALHOUN COUNTY (67%)			4.00	(4,451.00)	(17,804.00)				
2023-2024	FOOD INSPECTIONS - CITIES			4.00	(3,675.00)	(14,700.00)				
2023-2024	INSURANCE REIM			1.00	(1,350.00)	(1,350.00)				
2023-2024	JAIL UTILITY SUBSIDY			12.00	(600.00)	(7,200.00)				
ReportGroup: 320 - Intergovernmental Revenue Total:		24,988.00	33,233.98	37,026.00	35,322.88	33,394.00	31,195.26	33,022.00	41,054.00	41,054.00
Department: 339 - SHARED REVENUES, LOCAL Total:		24,988.00	33,233.98	37,026.00	35,322.88	33,394.00	31,195.26	33,022.00	41,054.00	41,054.00
Department: 340 - CHARGES FOR SERVICES										
ReportGroup: 330 - Charges for Services										
10-340-3411-0000	COURT REPORTER FEES	120.00	340.79	300.00	291.81	250.00	269.09	292.84	250.00	250.00
10-340-3411-CIVL	COURT REPORTER FEES	0.00	0.00	0.00	4,200.00	5,000.00	5,875.00	5,918.50	6,000.00	6,000.00
10-340-3412-0000	JURY FEES	130.00	292.49	300.00	247.12	200.00	256.00	282.89	200.00	200.00
10-340-3412-CIVL	JURY FEES	0.00	0.00	0.00	1,680.00	1,800.00	2,350.00	2,367.40	2,000.00	2,000.00
10-340-3413-0000	PROSECUTORS FEES	600.00	2,278.64	2,000.00	1,945.27	1,800.00	1,794.03	1,952.40	1,800.00	1,800.00
10-340-3414-0000	TIME PAYMENT FEE	2,200.00	4,395.67	3,500.00	3,661.36	3,500.00	4,890.52	5,671.05	5,000.00	5,000.00
10-340-3415-0000	VRF - VISUAL RECORDING FEE	150.00	437.46	500.00	521.55	400.00	466.71	482.92	400.00	400.00
10-340-3416-CIVL	LANGUAGE ACCESS FUND	0.00	0.00	0.00	1,002.00	1,400.00	1,503.00	1,568.07	1,500.00	1,500.00
10-340-3417-CIVL	COURT FACILITY FEE-CFF	0.00	0.00	0.00	3,360.00	4,000.00	4,720.00	4,761.40	4,500.00	4,500.00
10-340-3420-0000	SHERIFF	8,000.00	18,904.75	8,000.00	13,019.22	10,000.00	7,336.84	8,000.00	8,000.00	8,000.00
10-340-3420-CIVL	SHERIFF	0.00	0.00	0.00	1,431.50	375.00	2,976.55	2,973.00	2,500.00	2,500.00
10-340-3430-0000	TREASURER	30,000.00	27,036.33	28,000.00	18,762.23	17,000.00	15,335.88	20,950.00	18,000.00	18,000.00
10-340-3440-0000	COUNTY CLERK	132,000.00	158,590.02	150,000.00	158,883.68	150,000.00	107,663.91	117,500.00	120,000.00	120,000.00
10-340-3440-CIVL	COUNTY CLERK	0.00	0.00	0.00	4,613.10	6,500.00	3,930.00	3,988.67	4,000.00	4,000.00
10-340-3442-CIVL	CO CLK, PROBATE-GUARDIANS...	0.00	0.00	0.00	1,380.00	1,000.00	1,380.00	1,596.00	1,350.00	1,350.00

Budget - ADOPTED

For Fiscal: 2022-2023 Period Ending: 08/31/2023

Defined Budgets

		2020-2021 Total Budget	2020-2021 Total Activity	2021-2022 Total Budget	2021-2022 Total Activity	2022-2023 Total Budget	2022-2023 YTD Activity	2022-2023 PJ	2023-2024 PROPOSED	2023-2024 2023-2024
10-340-3444-CIVL	JUDICIAL ED & SUPP	0.00	0.00	0.00	225.00	300.00	215.00	246.05	225.00	225.00
10-340-3450-0000	TAX A/C GENERAL	94,000.00	89,162.75	90,000.00	92,595.76	90,000.00	86,528.72	90,360.00	90,000.00	90,000.00
10-340-3451-0000	TAX A/C, AD VALOREM	95,000.00	83,522.57	90,000.00	146,782.20	112,252.00	108,319.23	109,000.00	112,300.00	112,300.00
10-340-3452-0000	TAX A/C, 15% COLL	2,500.00	6,375.32	3,000.00	11,780.36	5,000.00	4,851.32	5,969.63	5,000.00	5,000.00
10-340-3470-0000	DISTRICT CLERK	45,000.00	42,251.55	41,000.00	44,130.62	42,000.00	41,193.44	48,007.64	42,000.00	42,000.00
10-340-3470-CIVL	DISTRICT CLERK	0.00	0.00	0.00	7,302.07	9,800.00	13,718.74	10,820.88	10,000.00	10,000.00
10-340-3474-0000	DISTRICT CLK - COURT REPORT...	2,750.00	2,460.00	2,300.00	720.00	500.00	135.00	119.70	100.00	100.00
10-340-3481-0000	JP #1	18,500.00	21,936.43	22,000.00	14,816.35	16,000.00	17,153.36	19,645.00	18,500.00	18,500.00
10-340-3481-CIVL	JP #1	0.00	0.00	0.00	2,125.00	2,800.00	4,025.00	4,289.25	3,500.00	3,500.00
10-340-3482-0000	JP #2	11,000.00	16,801.94	15,000.00	8,881.20	10,000.00	9,280.12	10,086.15	10,000.00	10,000.00
10-340-3482-CIVL	JP #2	0.00	0.00	0.00	1,325.00	1,800.00	2,650.00	2,892.75	2,300.00	2,300.00
10-340-3491-0000	CONSTABLE #1	18,000.00	11,949.64	18,000.00	19,548.96	18,000.00	21,631.90	23,733.45	19,000.00	19,000.00
10-340-3491-CIVL	CONSTABLE #1	0.00	0.00	0.00	1,370.00	2,200.00	1,329.12	215.46	2,200.00	2,200.00
10-340-3492-0000	CONSTABLE #2	11,000.00	8,986.91	11,000.00	8,000.10	9,000.00	9,990.68	11,716.74	10,000.00	10,000.00
10-340-3492-CIVL	CONSTABLE #2	0.00	0.00	0.00	988.00	1,600.00	1,358.80	93.10	1,600.00	1,600.00
10-340-3494-0000	LIBRARY	1,900.00	1,569.15	1,400.00	1,454.80	1,400.00	1,290.75	1,485.94	1,450.00	1,450.00
	ReportGroup: 330 - Charges for Services Total:	472,850.00	497,292.41	486,300.00	577,044.26	525,877.00	484,418.71	516,986.88	503,675.00	503,675.00
	Department: 340 - CHARGES FOR SERVICES Total:	472,850.00	497,292.41	486,300.00	577,044.26	525,877.00	484,418.71	516,986.88	503,675.00	503,675.00
	Department: 342 - CHARGES FOR SERVICES									
	ReportGroup: 330 - Charges for Services									
10-342-3471-0000	SALES OF PASSPORT PHOTOS	3,000.00	2,835.39	3,000.00	3,665.13	3,200.00	5,110.24	5,629.86	3,700.00	3,700.00
10-342-3476-0000	GULF BEND MENTAL HEALTH C...	0.00	1,301.21	0.00	0.00	0.00	0.00	0.00	0.00	0.00
10-342-3490-0000	TRANSFER STATION	213,140.04	254,603.95	275,000.00	226,048.85	250,000.00	162,338.37	175,000.00	175,000.00	175,000.00
	ReportGroup: 330 - Charges for Services Total:	216,140.04	258,740.55	278,000.00	229,713.98	253,200.00	167,448.61	180,629.86	178,700.00	178,700.00
	Department: 342 - CHARGES FOR SERVICES Total:	216,140.04	258,740.55	278,000.00	229,713.98	253,200.00	167,448.61	180,629.86	178,700.00	178,700.00
	Department: 350 - FINES									
	ReportGroup: 340 - Fines & Forfeitures									
10-350-3540-0000	FINES, CO COURT	64,000.00	67,431.20	62,000.00	59,771.63	62,000.00	54,592.40	59,738.11	60,000.00	60,000.00
10-350-3570-0000	FINES, DIST COURT	50,000.00	84,245.43	54,000.00	88,121.89	65,000.00	75,499.48	88,991.43	80,000.00	80,000.00
10-350-3581-0000	FINES, JP #1	145,000.00	145,325.20	145,000.00	98,749.28	120,000.00	117,302.15	132,373.62	120,000.00	120,000.00
10-350-3582-0000	FINES, JP #2	155,000.00	137,320.26	130,000.00	107,185.48	120,000.00	88,670.26	103,349.31	105,000.00	105,000.00

Budget - ADOPTED

For Fiscal: 2022-2023 Period Ending: 08/31/2023

Defined Budgets

		2020-2021 Total Budget	2020-2021 Total Activity	2021-2022 Total Budget	2021-2022 Total Activity	2022-2023 Total Budget	2022-2023 YTD Activity	2022-2023 PJ	2023-2024 PROPOSED	2023-2024 2023-2024
10-350-3594-0000	FINES, LIBRARY	1,600.00	1,560.40	1,500.00	1,599.75	1,500.00	1,400.30	1,444.65	1,500.00	1,500.00
	ReportGroup: 340 - Fines & Forfeitures Total:	415,600.00	435,882.49	392,500.00	355,428.03	368,500.00	337,464.59	385,897.12	366,500.00	366,500.00
	Department: 350 - FINES Total:	415,600.00	435,882.49	392,500.00	355,428.03	368,500.00	337,464.59	385,897.12	366,500.00	366,500.00
	Department: 352 - FORFEITURES									
	ReportGroup: 340 - Fines & Forfeitures									
10-352-3575-0000	BOND FORFEITURE, ALL COURTS	0.00	25.00	0.00	0.00	0.00	0.00	0.00	0.00	0.00
	ReportGroup: 340 - Fines & Forfeitures Total:	0.00	25.00	0.00	0.00	0.00	0.00	0.00	0.00	0.00
	Department: 352 - FORFEITURES Total:	0.00	25.00	0.00	0.00	0.00	0.00	0.00	0.00	0.00
	Department: 355 - RENTALS & LEASES									
	ReportGroup: 350 - Miscellaneous Revenue									
10-355-3652-0000	CO SERV BLDG AUDITORIUM R...	10,000.00	8,125.00	10,000.00	10,887.50	12,000.00	13,341.00	15,664.74	14,000.00	14,000.00
10-355-3653-0000	RENTALS, TOWER	0.00	0.00	0.00	0.00	23,488.00	23,488.50	23,488.50	23,488.50	23,488.50
10-355-3656-0000	RENTALS/ROYALTIES	0.00	517.64	0.00	2,435.65	500.00	1,590.09	3,504.07	500.00	500.00
	ReportGroup: 350 - Miscellaneous Revenue Total:	10,000.00	8,642.64	10,000.00	13,323.15	35,988.00	38,419.59	42,657.31	37,988.50	37,988.50
	Department: 355 - RENTALS & LEASES Total:	10,000.00	8,642.64	10,000.00	13,323.15	35,988.00	38,419.59	42,657.31	37,988.50	37,988.50
	Department: 360 - INTEREST									
	ReportGroup: 350 - Miscellaneous Revenue									
10-360-3600-0000	INTEREST	45,000.00	9,730.52	5,000.00	38,974.00	35,000.00	296,742.41	350,000.00	200,000.00	200,000.00
10-360-3610-0000	INTEREST IN C.D.'S	100.00	108.52	100.00	75.75	100.00	59.96	79.75	100.00	100.00
	ReportGroup: 350 - Miscellaneous Revenue Total:	45,100.00	9,839.04	5,100.00	39,049.75	35,100.00	296,802.37	350,079.75	200,100.00	200,100.00
	Department: 360 - INTEREST Total:	45,100.00	9,839.04	5,100.00	39,049.75	35,100.00	296,802.37	350,079.75	200,100.00	200,100.00
	Department: 364 - SALES & COMPENSATED LOSSES									
	ReportGroup: 350 - Miscellaneous Revenue									
10-364-3640-0000	SALE OF FIXED ASSETS	23,750.00	29,908.00	10,000.00	18,660.80	0.00	59,720.00	3,320.00	0.00	0.00
10-364-3641-0000	COMPENSATED LOSSES	0.00	201.08	11,973.00	11,973.00	0.00	932.22	932.22	0.00	0.00
	ReportGroup: 350 - Miscellaneous Revenue Total:	23,750.00	30,109.08	21,973.00	30,633.80	0.00	60,652.22	4,252.22	0.00	0.00
	Department: 364 - SALES & COMPENSATED LOSSES Total:	23,750.00	30,109.08	21,973.00	30,633.80	0.00	60,652.22	4,252.22	0.00	0.00

Budget - ADOPTED

For Fiscal: 2022-2023 Period Ending: 08/31/2023

Defined Budgets

		2020-2021	2020-2021	2021-2022	2021-2022	2022-2023	2022-2023	2022-2023		
		Total Budget	Total Activity	Total Budget	Total Activity	Total Budget	YTD Activity	2022-2023	2023-2024	2023-2024
								PJ	PROPOSED	2023-2024
										2023-2024
Department: 367 - CONTRIBUTIONS & DONATIONS										
ReportGroup: 350 - Miscellaneous Revenue										
10-367-3670-0000	CONTRIBUTIONS & DONATIONS	38,000.00	38,000.00	50,000.00	55,537.90	41,500.00	86,568.28	59,659.51	61,000.00	61,000.00
Budget Detail										
Budget Code	Description			Units	Price	Amount				
2023-2024	BUILDING BRIDGE			2.00	(30,000.00)	(60,000.00)				
2023-2024	MISC DONATIONS			1.00	(1,000.00)	(1,000.00)				
ReportGroup: 350 - Miscellaneous Revenue Total:		38,000.00	38,000.00	50,000.00	55,537.90	41,500.00	86,568.28	59,659.51	61,000.00	61,000.00
Department: 367 - CONTRIBUTIONS & DONATIONS Total:		38,000.00	38,000.00	50,000.00	55,537.90	41,500.00	86,568.28	59,659.51	61,000.00	61,000.00
Department: 370 - MISCELLANEOUS REVENUE										
ReportGroup: 350 - Miscellaneous Revenue										
10-370-3710-0000	MISCELLANEOUS REVENUE	30,500.00	46,701.31	40,000.00	27,190.73	15,956.84	52,666.15	56,000.00	20,000.00	20,000.00
10-370-3710-0S	MISCELLANEOUS REVENUE OV...	0.00	0.00	0.00	29.25	0.00	15.28	20.30	0.00	0.00
10-370-3720-0000	ATTY - DEFENDANT REIMBURS...	14,000.00	18,506.72	18,000.00	13,761.28	15,000.00	19,992.03	23,508.71	15,000.00	15,000.00
10-370-3730-0000	LNRA SECURITY CONTRACT	45,000.00	45,000.00	45,000.00	45,000.00	40,000.00	40,000.00	40,000.00	40,000.00	40,000.00
10-370-3745-0000	CHILD SAFETY FEE	3,500.00	3,219.31	3,500.00	3,301.14	3,500.00	0.00	3,500.00	3,400.00	3,400.00
ReportGroup: 350 - Miscellaneous Revenue Total:		93,000.00	113,427.34	106,500.00	89,282.40	74,456.84	112,673.46	123,029.01	78,400.00	78,400.00
Department: 370 - MISCELLANEOUS REVENUE Total:		93,000.00	113,427.34	106,500.00	89,282.40	74,456.84	112,673.46	123,029.01	78,400.00	78,400.00
Department: 390 - OTHER FINANCING SOURCES										
ReportGroup: 390 - Other revenue										
10-390-3915-0000	TRS FROM COMMISSARY TELE...	0.00	0.00	0.00	0.00	2,340.00	2,340.00	2,340.00	0.00	0.00
10-390-3940-0000	TRS FROM HIGHWAY	0.00	0.00	0.00	0.00	64,638.39	64,638.39	64,638.39	0.00	0.00
ReportGroup: 390 - Other revenue Total:		0.00	0.00	0.00	0.00	66,978.39	66,978.39	66,978.39	0.00	0.00
Department: 390 - OTHER FINANCING SOURCES Total:		0.00	0.00	0.00	0.00	66,978.39	66,978.39	66,978.39	0.00	0.00
Department: 393 - OTHER FINANCING SOURCES										
ReportGroup: 390 - Other revenue										
10-393-3810-0000	SHORT TERM NOTE PROCEEDS	11,156.00	13,543.47	0.00	0.00	0.00	0.00	0.00	0.00	0.00
ReportGroup: 390 - Other revenue Total:		11,156.00	13,543.47	0.00	0.00	0.00	0.00	0.00	0.00	0.00
Department: 393 - OTHER FINANCING SOURCES Total:		11,156.00	13,543.47	0.00	0.00	0.00	0.00	0.00	0.00	0.00
Revenue Total:		11,821,794.19	12,015,542.01	12,794,400.03	12,887,506.26	14,035,266.67	14,421,342.08	14,705,904.76	16,637,634.07	16,657,083.07
Expense										
Department: 400 - COUNTY JUDGE										
ReportGroup: 400 - Payroll Expenses										
10-400-4001-0000	SALARY, ELECTED OFFICIAL	64,821.00	64,820.86	67,414.00	67,538.84	69,437.00	64,095.60	69,437.00	72,215.00	72,215.00

Budget - ADOPTED

For Fiscal: 2022-2023 Period Ending: 08/31/2023

Defined Budgets

		2020-2021 Total Budget	2020-2021 Total Activity	2021-2022 Total Budget	2021-2022 Total Activity	2022-2023 Total Budget	2022-2023 YTD Activity	2022-2023 PJ	2023-2024 PROPOSED	2023-2024 2023-2024
10-400-4075-0000	SALARY, STATE SUPPLEMENT, ...	25,200.00	25,199.98	25,200.00	25,199.98	25,200.00	23,261.52	25,200.00	25,200.00	25,200.00
10-400-4076-0000	SALARY, SUPL JUV BD & JUDGE	7,792.00	7,791.94	7,792.00	7,791.94	7,792.00	7,192.56	7,792.00	7,792.00	7,792.00
10-400-4085-0000	LONGEVITY	1,128.00	1,128.00	1,320.00	1,320.00	1,512.00	1,512.00	1,512.00	1,704.00	1,704.00
10-400-4150-0000	SALARY, SECRETARIES	39,545.00	39,540.80	41,127.00	41,121.59	42,361.00	39,091.21	42,361.00	44,056.00	44,056.00
10-400-4201-0000	FRG BENE, SOC SEC TAXES	10,595.00	9,757.30	10,929.00	10,034.84	10,053.00	9,301.18	10,235.80	11,549.00	11,549.00
10-400-4202-0000	FRG BENE, GROUP INS	36,055.00	36,054.24	38,802.00	38,801.52	40,124.00	36,780.26	40,023.61	41,718.00	41,718.00
10-400-4203-0000	FRG BENE, RETIREMENT	13,267.00	13,255.13	14,543.00	14,541.21	13,972.00	12,911.84	14,590.04	14,554.00	14,554.00
10-400-4204-0000	FRG BENE, WORK COMP	317.00	267.56	284.00	234.92	249.00	188.08	188.08	208.00	208.00
10-400-4206-0000	FRG BENE, UNEMPLOYMENT C...	21.00	20.23	22.00	21.06	22.00	20.01	22.30	28.00	28.00
ReportGroup: 400 - Payroll Expenses Total:		198,741.00	197,836.04	207,433.00	206,605.90	210,722.00	194,354.26	211,361.83	219,024.00	219,024.00
ReportGroup: 410 - Supplies										
10-400-4310-0000	OFFICE SUPPLIES & EXPENSES	1,700.00	1,069.87	1,295.00	1,294.35	1,471.00	1,405.28	1,085.68	1,700.00	1,700.00
ReportGroup: 410 - Supplies Total:		1,700.00	1,069.87	1,295.00	1,294.35	1,471.00	1,405.28	1,085.68	1,700.00	1,700.00
ReportGroup: 420 - Other Services & Charges										
10-400-4620-0000	COMMUNICATIONS	1,771.00	1,770.03	1,777.00	1,718.31	1,285.00	1,211.55	1,260.00	1,440.00	1,440.00
Budget Detail										
Budget Code	Description			Units	Price	Amount				
2023-2024	CELL REIM			12.00	40.00	480.00				
2023-2024	PHONE			12.00	80.00	960.00				
10-400-4680-0000	TRAVEL/TRAINING	3,989.00	1,302.11	2,694.00	2,421.16	3,869.00	2,347.61	3,150.00	4,100.00	4,100.00
10-400-4710-0000	INSURANCE/BONDS	0.00	0.00	0.00	0.00	1,300.00	1,242.50	1,242.50	0.00	0.00
10-400-4760-0000	SUPPORT & MAINTENANCE	380.00	96.55	380.00	345.09	611.00	610.84	397.02	0.00	0.00
ReportGroup: 420 - Other Services & Charges Total:		6,140.00	3,168.69	4,851.00	4,484.56	7,065.00	5,412.50	6,049.52	5,540.00	5,540.00
Department: 400 - COUNTY JUDGE Total:		206,581.00	202,074.60	213,579.00	212,384.81	219,258.00	201,172.04	218,497.03	226,264.00	226,264.00
Department: 401 - COMMISSIONERS COURT										
ReportGroup: 400 - Payroll Expenses										
10-401-4001-0000	SALARY, ELECTED OFFICIAL	259,284.00	259,283.44	269,656.00	270,116.36	277,748.00	256,382.40	277,748.00	288,860.00	288,860.00
10-401-4085-0000	LONGEVITY	8,728.00	8,728.00	7,600.00	7,600.00	7,984.00	7,984.00	7,984.00	8,368.00	8,368.00
10-401-4201-0000	FRG BENE, SOC SEC TAXES	20,503.00	19,025.03	20,911.00	19,391.26	20,352.00	18,835.22	20,876.82	22,738.00	22,738.00
10-401-4202-0000	FRG BENE, GROUP INS	62,667.00	60,172.64	74,610.00	67,874.52	77,101.00	58,502.84	63,951.24	72,748.00	72,748.00
10-401-4203-0000	FRG BENE, RETIREMENT	25,676.00	25,705.84	28,225.00	28,187.04	27,288.00	25,301.76	29,052.32	28,653.00	28,653.00

Budget - ADOPTED

For Fiscal: 2022-2023 Period Ending: 08/31/2023

Defined Budgets

		2020-2021 Total Budget	2020-2021 Total Activity	2021-2022 Total Budget	2021-2022 Total Activity	2022-2023 Total Budget	2022-2023 YTD Activity	2022-2023 PJ	2023-2024 PROPOSED	2023-2024 2023-2024
10-401-4204-0000	FRG BENE, WORK COMP	703.00	593.96	633.00	118.56	415.00	414.36	414.36	462.00	462.00
ReportGroup: 400 - Payroll Expenses Total:		377,561.00	373,508.91	401,635.00	393,287.74	410,888.00	367,420.58	400,026.74	421,829.00	421,829.00
ReportGroup: 420 - Other Services & Charges										
10-401-4630-0000	ORGANIZATION DUES	6,747.00	6,633.59	7,169.00	7,099.00	7,459.00	7,459.00	9,920.47	7,349.00	7,349.00
Budget Detail										
Budget Code	Description			Units	Price	Amount				
2023-2024	COUNTY JUDGE & COMMISSIONERS			1.00	1,800.00	1,800.00				
2023-2024	DE-GOLA RC&D			1.00	250.00	250.00				
2023-2024	GCRPC			1.00	3,629.00	3,629.00				
2023-2024	NACO			1.00	450.00	450.00				
2023-2024	SO TX JUDGES & COMM			1.00	300.00	300.00				
2023-2024	TAC - TEXAS ASSOCIATION OF COUNTIES			1.00	820.00	820.00				
2023-2024	TX COMPT.-COOP PARTICIPATION			1.00	100.00	100.00				
10-401-4660-0000	LEGAL & BID NOTICES	648.00	648.00	561.00	560.50	750.00	1,000.50	0.00	0.00	0.00
ReportGroup: 420 - Other Services & Charges Total:		7,395.00	7,281.59	7,730.00	7,659.50	8,209.00	8,459.50	9,920.47	7,349.00	7,349.00
ReportGroup: 430 - Capital Outlay										
10-401-5600-0000	CAPITAL OUTLAY - INVENTORY	1,000.00	895.47	0.00	0.00	0.00	0.00	0.00	0.00	0.00
ReportGroup: 430 - Capital Outlay Total:		1,000.00	895.47	0.00	0.00	0.00	0.00	0.00	0.00	0.00
Department: 401 - COMMISSIONERS COURT Total:		385,956.00	381,685.97	409,365.00	400,947.24	419,097.00	375,880.08	409,947.21	429,178.00	429,178.00
Department: 403 - COUNTY CLERK										
ReportGroup: 400 - Payroll Expenses										
10-403-4001-0000	SALARY, ELECTED OFFICIAL	62,111.00	62,110.88	64,596.00	66,742.96	66,534.00	61,416.00	66,534.00	69,196.00	69,196.00
10-403-4040-0000	SALARY, DEPUTIES	43,134.00	43,035.18	44,860.00	44,761.60	46,206.00	42,566.45	46,206.00	48,055.00	48,055.00
10-403-4041-0000	SALARY, DEPUTIES	39,545.00	39,540.80	41,127.00	41,299.53	42,361.00	39,218.25	42,361.00	44,056.00	44,056.00
10-403-4042-0000	SALARY, DEPUTIES	38,759.00	38,750.43	40,310.00	40,347.71	41,520.00	38,323.19	41,520.00	43,181.00	43,181.00
10-403-4043-0000	SALARY, DEPUTIES	38,759.00	30,751.82	40,310.00	38,728.97	41,520.00	36,726.39	41,520.00	43,181.00	43,181.00
10-403-4044-0000	SALARY, DEPUTIES	18,349.00	11,456.61	19,083.00	11,923.50	19,656.00	11,348.99	19,656.00	20,443.00	20,443.00
10-403-4085-0000	LONGEVITY	4,003.00	4,002.08	4,515.00	4,515.04	5,044.00	3,964.00	3,964.00	4,501.00	4,501.00
10-403-4201-0000	FRG BENE, SOC SEC TAXES	18,717.00	16,768.31	19,493.00	18,612.25	20,108.00	17,319.75	19,417.84	20,855.00	20,855.00
10-403-4202-0000	FRG BENE, GROUP INS	81,395.00	81,394.80	87,566.00	86,313.53	90,793.00	77,591.83	84,095.57	89,299.00	89,299.00
10-403-4203-0000	FRG BENE, RETIREMENT	23,439.00	21,995.34	25,939.00	25,045.16	25,102.00	22,312.51	25,201.58	26,280.00	26,280.00
10-403-4204-0000	FRG BENE, WORK COMP	559.00	493.84	507.00	436.96	446.00	353.26	354.40	365.00	365.00

Budget - ADOPTED

For Fiscal: 2022-2023 Period Ending: 08/31/2023

Defined Budgets

		2020-2021 Total Budget	2020-2021 Total Activity	2021-2022 Total Budget	2021-2022 Total Activity	2022-2023 Total Budget	2022-2023 YTD Activity	2022-2023 PJ	2023-2024 PROPOSED	2023-2024 2023-2024
10-403-4206-0000	FRG BENE, UNEMPLOYMENT C...	91.00	87.95	91.00	90.59	98.00	86.01	95.56	122.00	122.00
ReportGroup: 400 - Payroll Expenses Total:		368,861.00	350,388.04	388,397.00	378,817.80	399,388.00	351,226.63	390,925.95	409,534.00	409,534.00
ReportGroup: 410 - Supplies										
10-403-4310-0000	OFFICE SUPPLIES & EXPENSES	11,897.00	9,003.68	10,747.00	8,305.74	10,901.00	6,571.40	8,667.02	11,400.00	11,400.00
Budget Detail										
Budget Code	Description			Units	Price	Amount				
2023-2024	OFFICE SUPPLIES			1.00	11,157.00	11,157.00				
2023-2024	WEST LAW SUB			12.00	20.25	243.00				
ReportGroup: 410 - Supplies Total:		11,897.00	9,003.68	10,747.00	8,305.74	10,901.00	6,571.40	8,667.02	11,400.00	11,400.00
ReportGroup: 420 - Other Services & Charges										
10-403-4620-0000	COMMUNICATIONS	2,366.00	2,363.31	2,386.00	2,166.80	2,491.00	2,317.93	2,064.32	3,168.00	3,168.00
Budget Detail										
Budget Code	Description			Units	Price	Amount				
2023-2024	CELL REIM			12.00	25.00	300.00				
2023-2024	PHONE			12.00	239.00	2,868.00				
10-403-4640-0000	ELECTION EXPENSES	27,500.00	20,485.92	27,200.00	24,231.51	27,500.00	23,700.47	21,500.00	35,855.00	35,855.00
Budget Detail										
Budget Code	Description			Units	Price	Amount				
2023-2024	DS200 UPGRADE & TRAINING			1.00	3,350.00	3,350.00				
2023-2024	ELECTION EXP			1.00	15,000.00	15,000.00				
2023-2024	ELECTIONWARE UPGRADE			1.00	1,540.00	1,540.00				
2023-2024	MAINT/SUPP-ES&S POLLBOOKS			1.00	2,500.00	2,500.00				
2023-2024	MAINT/SUPPORT - ES&S			1.00	12,970.00	12,970.00				
2023-2024	POLLBOOK PRINTER BAGS			11.00	45.00	495.00				
10-403-4660-0000	LEGAL & BID NOTICES	195.00	60.00	400.00	226.80	250.00	0.00	0.00	250.00	250.00
10-403-4680-0000	TRAVEL/TRAINING	3,688.00	3,687.20	3,856.00	2,558.11	4,000.00	1,318.80	1,754.00	4,000.00	4,000.00
10-403-4710-0000	INSURANCE/BONDS	0.00	0.00	0.00	0.00	2,600.00	2,474.30	2,474.30	0.00	0.00
10-403-4760-0000	SUPPORT & MAINTENANCE	22,438.00	21,679.75	23,972.00	21,920.04	24,710.00	23,874.59	31,655.93	22,171.00	22,171.00
Budget Detail										
Budget Code	Description			Units	Price	Amount				
2023-2024	IBM SOFT SUBSCRIPTION/CONTRACT			1.00	707.00	707.00				
2023-2024	NETDATA - SERV			1.00	1,200.00	1,200.00				
2023-2024	NETDATA- CJIS			1.00	2,673.00	2,673.00				
2023-2024	NETDATA -CLERK			1.00	6,685.00	6,685.00				
2023-2024	NETPROTEC VPN			1.00	105.00	105.00				

Budget - ADOPTED

For Fiscal: 2022-2023 Period Ending: 08/31/2023

Defined Budgets

		2020-2021 Total Budget	2020-2021 Total Activity	2021-2022 Total Budget	2021-2022 Total Activity	2022-2023 Total Budget	2022-2023 YTD Activity	2022-2023 PJ	2023-2024 PROPOSED	2023-2024 2023-2024
2023-2024	TYLER TECH - CO RECORDS			1.00	10,801.00	10,801.00				
10-403-4770-0000	RENTAL	3,756.00	3,562.78	3,900.00	3,562.49	3,776.00	3,305.04	2,046.80	1,521.00	1,521.00
Budget Detail	Description			Units	Price	Amount				
2023-2024	COPIER			12.00	126.75	1,521.00				
ReportGroup: 420 - Other Services & Charges Total:		59,943.00	51,838.96	61,714.00	54,665.75	65,327.00	56,991.13	61,495.35	66,965.00	66,965.00
ReportGroup: 430 - Capital Outlay										
10-403-5500-0000	CAPITAL OUTLAY	35,954.00	35,953.98	0.00	0.00	0.00	0.00	0.00	14,660.00	14,660.00
Budget Detail	Description			Units	Price	Amount				
2023-2024	TYLER TECH EXTRACTION/CONVERSION			1.00	14,660.00	14,660.00				
10-403-5600-0000	CAPITAL OUTLAY - INVENTORY	377.00	376.12	1,150.00	1,085.43	557.00	556.06	556.06	0.00	0.00
ReportGroup: 430 - Capital Outlay Total:		36,331.00	36,330.10	1,150.00	1,085.43	557.00	556.06	556.06	14,660.00	14,660.00
Department: 403 - COUNTY CLERK Total:		477,032.00	447,560.78	462,008.00	442,874.72	476,173.00	415,345.22	461,644.38	502,559.00	502,559.00
Department: 405 - VETERANS' SERVICE OFFICER										
ReportGroup: 400 - Payroll Expenses										
10-405-4180-0000	SALARY, PART TIME	0.00	0.00	1,907.00	2,002.49	3,395.00	1,966.16	2,172.00	3,900.00	3,900.00
10-405-4201-0000	FRG BENE, SOC SEC TAXES	0.00	0.00	146.00	152.87	287.00	150.44	137.36	299.00	299.00
10-405-4203-0000	FRG BENE, RETIREMENT	0.00	0.00	197.00	196.45	359.00	187.88	179.76	376.00	376.00
10-405-4204-0000	FRG BENE, WORK COMP	0.00	0.00	8.00	6.00	7.00	0.00	0.00	6.00	6.00
10-405-4206-0000	FRG BENE, UNEMPLOYMENT C...	0.00	0.00	2.00	0.98	2.00	0.99	1.00	3.00	3.00
ReportGroup: 400 - Payroll Expenses Total:		0.00	0.00	2,260.00	2,358.79	4,050.00	2,305.47	2,490.12	4,584.00	4,584.00
ReportGroup: 410 - Supplies										
10-405-4310-0000	OFFICE SUPPLIES & EXPENSES	0.00	0.00	97.00	96.04	805.00	767.98	375.00	400.00	400.00
ReportGroup: 410 - Supplies Total:		0.00	0.00	97.00	96.04	805.00	767.98	375.00	400.00	400.00
ReportGroup: 420 - Other Services & Charges										
10-405-4620-0000	COMMUNICATIONS	0.00	0.00	0.00	0.00	500.00	451.39	452.00	703.00	703.00
10-405-4680-0000	TRAVEL/TRAINING	0.00	0.00	0.00	0.00	90.00	0.00	0.00	400.00	400.00
ReportGroup: 420 - Other Services & Charges Total:		0.00	0.00	0.00	0.00	590.00	451.39	452.00	1,103.00	1,103.00
Department: 405 - VETERANS' SERVICE OFFICER Total:		0.00	0.00	2,357.00	2,454.83	5,445.00	3,524.84	3,317.12	6,087.00	6,087.00
Department: 406 - EMERGENCY MGMT										
ReportGroup: 400 - Payroll Expenses										
10-406-4002-0000	SALARY, APPOINTED OFFICIAL-...	28,594.00	28,593.56	17,995.00	18,186.75	48,204.00	29,499.35	31,600.00	25,067.00	25,067.00

Budget - ADOPTED

For Fiscal: 2022-2023 Period Ending: 08/31/2023

Defined Budgets

		2020-2021 Total Budget	2020-2021 Total Activity	2021-2022 Total Budget	2021-2022 Total Activity	2022-2023 Total Budget	2022-2023 YTD Activity	2022-2023 PJ	2023-2024 PROPOSED	2023-2024 2023-2024
10-406-4201-0000	FRG BENE, SOCIAL SECURITY	2,206.00	2,167.46	1,972.00	1,390.44	3,688.00	2,256.68	2,690.08	1,918.00	1,918.00
10-406-4202-0000	FRG BENEFIT - INSURANCE	0.00	0.00	0.00	0.00	14,342.00	0.00	0.00	14,895.00	0.00
10-406-4203-0000	FRG BENE, RETIREMENT	2,669.00	2,735.26	2,950.00	1,815.62	4,604.00	2,831.13	3,476.72	2,417.00	2,417.00
10-406-4204-0000	FRG BENE, WORK COMP	180.00	151.76	163.00	125.48	216.00	147.00	147.00	79.00	79.00
10-406-4206-0000	FRG BENE, UNEMPLOYMENT C...	14.00	14.29	14.00	8.92	25.00	14.76	17.70	16.00	16.00
ReportGroup: 400 - Payroll Expenses Total:		33,663.00	33,662.33	23,094.00	21,527.21	71,079.00	34,748.92	37,931.50	44,392.00	29,497.00
ReportGroup: 410 - Supplies										
10-406-4310-0000	OFFICE SUPPLIES & EXPENSES	2,000.00	795.75	842.00	1,322.00	2,070.00	424.79	638.12	2,800.00	2,800.00
ReportGroup: 410 - Supplies Total:		2,000.00	795.75	842.00	1,322.00	2,070.00	424.79	638.12	2,800.00	2,800.00
ReportGroup: 420 - Other Services & Charges										
10-406-4620-0000	COMMUNICATIONS	2,624.00	2,355.56	4,365.00	4,472.56	3,906.00	3,814.45	4,045.49	16,872.00	16,872.00
Budget Detail										
Budget Code	Description			Units	Price	Amount				
2023-2024	APP, RIVERSIDE MARKETING APPLE			12.00	105.00	1,260.00				
2023-2024	CELL PHONE			12.00	65.00	780.00				
2023-2024	INTERNET HOT SPOT			12.00	60.00	720.00				
2023-2024	PHONE			12.00	111.00	1,332.00				
2023-2024	TOWER - ASENOD CONNECTIONS			12.00	1,050.00	12,600.00				
2023-2024	TXWARN			12.00	15.00	180.00				
10-406-4680-0000	TRAVEL/TRAINING	2,989.00	509.94	1,815.00	1,814.85	4,000.00	0.00	0.00	4,000.00	4,000.00
10-406-4710-0000	EMERGENCY MGT - INSURANC...	93.00	93.00	100.00	90.00	100.00	86.00	86.00	100.00	100.00
10-406-4750-0000	REPAIR AND MAINTENANCE	817.00	816.92	0.00	0.00	1,000.00	0.00	0.00	1,500.00	1,500.00
10-406-4760-0000	SUPPORT & MAINTENANCE	2,412.00	2,351.50	933.00	932.76	2,313.00	2,585.16	1,256.58	83,324.00	83,324.00
Budget Detail										
Budget Code	Description			Units	Price	Amount				
2023-2024	SATELLITE PHONE SERVICE (STRAC)			12.00	129.00	1,548.00				
2023-2024	TOWER MAINT - 3131 MOTOROLA			1.00	47,528.00	47,528.00				
2023-2024	TOWER MAINT - MORALES			1.00	14,328.00	14,328.00				
2023-2024	TXWARN - HARRIS CO RADIO			1.00	19,300.00	19,300.00				
2023-2024	WEATHER TAP			1.00	620.00	620.00				
ReportGroup: 420 - Other Services & Charges Total:		8,935.00	6,126.92	7,213.00	7,310.17	11,319.00	6,485.61	5,388.07	105,796.00	105,796.00

Budget - ADOPTED

For Fiscal: 2022-2023 Period Ending: 08/31/2023

Defined Budgets

		2020-2021 Total Budget	2020-2021 Total Activity	2021-2022 Total Budget	2021-2022 Total Activity	2022-2023 Total Budget	2022-2023 YTD Activity	2022-2023 PJ	2023-2024 PROPOSED	2023-2024 2023-2024
ReportGroup: 430 - Capital Outlay										
10-406-5500-0000	CAPITAL OUTLAY	13,934.00	13,933.23	0.00	0.00	0.00	0.00	0.00	14,800.00	14,800.00
Budget Detail										
Budget Code	Description			Units	Price	Amount				
2023-2024	RADIO, MOTOROLA, PORTABLE, APX8500			2.00	7,400.00	14,800.00				
10-406-5600-0000	CAPITAL OUTLAY - INVENTORY	2,155.00	2,154.62	671.00	670.50	0.00	0.00	0.00	0.00	0.00
ReportGroup: 430 - Capital Outlay Total:		16,089.00	16,087.85	671.00	670.50	0.00	0.00	0.00	14,800.00	14,800.00
Department: 406 - EMERGENCY MGMT Total:		60,687.00	56,672.85	31,820.00	30,829.88	84,468.00	41,659.32	43,957.69	167,788.00	152,893.00
Department: 409 - NON-DEPARTMENTAL										
ReportGroup: 400 - Payroll Expenses										
10-409-4000-0000	SALARIES/WAGES	2,130.00	2,153.20	2,000.00	2,000.00	2,660.00	2,660.00	2,660.00	3,600.00	3,600.00
10-409-4201-0000	FRG BENE, SOC SEC TAXES	163.00	164.41	153.00	153.03	246.00	203.54	203.54	276.00	276.00
10-409-4202-0000	FRG BENE, GROUP INS	57,837.00	51,618.48	55,487.00	55,486.79	54,381.00	49,848.70	54,244.45	49,050.00	49,050.00
10-409-4203-0000	FRG BENE, RETIREMENT	210.00	209.59	162.00	161.02	307.00	278.02	278.02	330.00	330.00
10-409-4204-0000	FRG BENE, WORK COMP	48.00	39.82	45.00	44.67	47.00	75.96	75.96	100.00	100.00
10-409-4206-0000	FRG BENE, UNEMPLOYMENT C...	0.00	0.84	5.00	1.03	2.00	1.17	1.56	2.00	2.00
ReportGroup: 400 - Payroll Expenses Total:		60,388.00	54,186.34	57,852.00	57,846.54	57,643.00	53,067.39	57,463.53	53,358.00	53,358.00
ReportGroup: 410 - Supplies										
10-409-4315-0000	POSTAGE & FREIGHT	22,000.00	18,814.99	21,095.00	21,095.65	23,000.00	21,523.61	23,000.00	24,000.00	24,000.00
ReportGroup: 410 - Supplies Total:		22,000.00	18,814.99	21,095.00	21,095.65	23,000.00	21,523.61	23,000.00	24,000.00	24,000.00
ReportGroup: 420 - Other Services & Charges										
10-409-4550-0000	PROFESSIONAL FEES	29,650.00	25,299.89	18,287.00	18,286.06	13,718.00	13,717.56	13,717.56	19,700.00	19,700.00
Budget Detail										
Budget Code	Description			Units	Price	Amount				
2023-2024	ACTUARIAL VALUATION			1.00	2,000.00	2,000.00				
2023-2024	ATTORNEY			1.00	10,000.00	10,000.00				
2023-2024	ENGINEERING SERVICES			1.00	5,000.00	5,000.00				
2023-2024	SCAAP FEE			1.00	2,700.00	2,700.00				
10-409-4552-0000	CONTRACT SERV,CPA	24,000.00	24,000.00	19,000.00	19,000.00	44,000.00	44,000.00	44,000.00	44,000.00	44,000.00
10-409-4620-0000	COMMUNICATIONS	30,580.00	25,848.24	29,480.00	29,479.76	27,784.00	27,660.03	27,660.03	30,742.00	30,742.00
Budget Detail										
Budget Code	Description			Units	Price	Amount				
2023-2024	CYBERSECURITY TRAINING			125.00	5.00	625.00				
2023-2024	EMAIL HOSTIN			1.00	525.00	525.00				

Budget - ADOPTED

For Fiscal: 2022-2023 Period Ending: 08/31/2023

Defined Budgets

		2020-2021	2020-2021	2021-2022	2021-2022	2022-2023	2022-2023	2022-2023	2023-2024	2023-2024
		Total Budget	Total Activity	Total Budget	Total Activity	Total Budget	YTD Activity	PJ	PROPOSED	2023-2024
2023-2024	INTERNET - CRTHSE & SB			12.00	2,000.00	24,000.00				
2023-2024	INTERNET - REDUNDANT			12.00	360.00	4,320.00				
2023-2024	PHONE - GRAND JURY AND COMMISSIONERS CT			12.00	106.00	1,272.00				
10-409-4644-0000	EMPLOYEE HEALTH & WELLNE...	3,500.00	1,655.00	1,237.00	1,237.00	1,926.00	1,223.55	1,547.52	3,226.00	3,226.00
10-409-4665-0000	INDG, BURIALS	2,400.00	300.00	0.00	0.00	0.00	0.00	0.00	2,400.00	2,400.00
10-409-4720-0000	INS, LIAB GENERAL	4,540.00	4,539.00	4,497.00	4,497.00	7,657.00	7,657.00	7,657.00	5,420.00	5,420.00
10-409-4725-0000	INS, LAW ENFORCEMENT	20,625.00	20,625.00	18,125.00	18,125.00	20,330.00	20,330.00	20,330.00	21,345.00	21,345.00
10-409-4730-0000	INS, PUBLIC OFFICIAL/CYBER	13,414.00	13,414.00	13,294.00	13,294.00	12,494.00	12,493.00	12,493.00	13,120.00	13,120.00
10-409-4760-0000	SUPPORT & MAINTENANCE	103,976.00	63,061.55	86,028.00	86,664.91	119,450.00	96,457.62	118,528.44	200,518.00	200,518.00
Budget Detail										
Budget Code	Description			Units	Price	Amount				
2023-2024	ANTIVIRUS/MALWARE			12.00	197.00	2,364.00				
2023-2024	APC REPLACE BATTERIES (EST)			1.00	600.00	600.00				
2023-2024	AUDIO/VISUAL MAINT			1.00	6,146.00	6,146.00				
2023-2024	BACK-UP: CLOUD			12.00	1,119.00	13,428.00				
2023-2024	COMP TECH: SPECIAL PROJECTS/EMERGENCIES			1.00	5,000.00	5,000.00				
2023-2024	IT MGT & MONITORING (MSP)			12.00	10,987.00	131,844.00				
2023-2024	MISC ENHANCEMENTS/EQUIP			1.00	5,000.00	5,000.00				
2023-2024	SUBSCRIPTION: FIREWALL			1.00	2,835.00	2,835.00				
2023-2024	SUBSCRIPTION: MACRUIM			1.00	2,000.00	2,000.00				
2023-2024	SUBSCRIPTION: OFFICE 365			126.00	206.00	25,956.00				
2023-2024	SUBSCRIPTION: PASSWORD KEEPER			50.00	60.00	3,000.00				
2023-2024	WARRANTY - APC SERVER RM (SCHNEIDER)			1.00	795.00	795.00				
2023-2024	WEB SITE HOSTING - CIRA			1.00	1,550.00	1,550.00				
10-409-4775-0000	RENTAL, DEPOT	3,980.00	3,864.00	3,542.00	3,542.00	3,864.00	3,864.00	3,854.34	3,980.00	3,980.00
10-409-4777-0000	RENTAL, POSTAGE MACH	4,095.00	3,411.03	3,500.00	2,896.51	3,500.00	2,471.56	2,817.50	3,500.00	3,500.00
Budget Detail										
Budget Code	Description			Units	Price	Amount				
2023-2024	POSTAGE MACHINE, PITNEY BOWES			4.00	707.00	2,828.00				
2023-2024	SUPPLIES INK/LABELS			1.00	672.00	672.00				
10-409-4835-0000	CENTRAL APPRAISAL DIST	232,507.00	214,713.33	201,237.00	201,236.27	207,383.00	207,382.82	210,000.00	210,000.00	210,000.00
10-409-4845-0000	ECONOMIC DEVELOPMENT	6,131.00	6,130.44	9,578.00	9,577.75	7,781.00	7,780.69	7,000.00	8,000.00	8,000.00

Budget - ADOPTED

For Fiscal: 2022-2023 Period Ending: 08/31/2023

Defined Budgets

		2020-2021 Total Budget	2020-2021 Total Activity	2021-2022 Total Budget	2021-2022 Total Activity	2022-2023 Total Budget	2022-2023 YTD Activity	2022-2023 PJ	2023-2024 PROPOSED	2023-2024 2023-2024
Budget Detail										
Budget Code	Description			Units	Price	Amount				
2023-2024	JC CHAMBERS - EVENT			1.00	3,500.00	3,500.00				
2023-2024	LNRA - YOUTH RODEO			1.00	4,000.00	4,000.00				
2023-2024	YOUTH RODEO - PROMOTIONAL			1.00	500.00	500.00				
10-409-4950-0000	UNCLASSIFIED	13,738.32	13,233.30	24,650.00	24,258.07	15,711.06	15,025.72	15,886.70	100,000.00	100,000.00
ReportGroup: 420 - Other Services & Charges Total:		493,136.32	420,094.78	432,455.00	432,094.33	485,598.06	460,063.55	485,492.09	665,951.00	665,951.00
ReportGroup: 430 - Capital Outlay										
10-409-5500-0000	CAPITAL OUTLAY	74,000.00	229.89	0.00	0.00	4,669.95	4,669.95	4,669.95	15,000.00	15,000.00
Budget Detail	Description			Units	Price	Amount				
2023-2024	APC BACKUP - SERVER RM (INCLUDES INSTALL)			1.00	15,000.00	15,000.00				
ReportGroup: 430 - Capital Outlay Total:		74,000.00	229.89	0.00	0.00	4,669.95	4,669.95	4,669.95	15,000.00	15,000.00
Department: 409 - NON-DEPARTMENTAL Total:		649,524.32	493,326.00	511,402.00	511,036.52	570,911.01	539,324.50	570,625.57	758,309.00	758,309.00
Department: 435 - DISTRICT COURT										
ReportGroup: 400 - Payroll Expenses										
10-435-4095-0000	SALARY, CT REPORTER MEALS	300.00	36.26	312.00	311.77	300.00	171.38	291.90	300.00	300.00
10-435-4201-0000	FRG BENE, SOC SEC TAXES	300.00	278.18	70.00	69.75	23.00	13.12	22.34	23.00	23.00
ReportGroup: 400 - Payroll Expenses Total:		600.00	314.44	382.00	381.52	323.00	184.50	314.24	323.00	323.00
ReportGroup: 420 - Other Services & Charges										
10-435-4522-0000	CONT SERV, CT REP	15,106.00	15,106.00	36,244.00	36,244.00	28,108.00	27,271.39	33,425.41	30,000.00	30,000.00
10-435-4523-0000	CONT SERV, FORENSIC EVALUA...	0.00	0.00	750.00	750.00	12,250.00	9,622.50	9,622.50	8,000.00	8,000.00
10-435-4525-0000	CONT SERV, STAT PROBATE JU...	21,898.00	21,821.09	13,831.00	14,526.95	3,700.00	3,438.10	3,148.40	5,000.00	5,000.00
10-435-4526-0000	CONT SERV, INTERPRETER	1,100.00	1,053.00	1,882.00	1,881.25	4,206.00	3,588.25	4,714.19	4,000.00	4,000.00
10-435-4526-SG18	CONT SERV, INTERPRETER, OLS	0.00	0.00	412.50	412.50	500.00	250.00	250.00	0.00	0.00
10-435-4681-0000	TRAVEL, CT REPORTERS	1,200.00	493.92	1,882.00	1,881.25	1,200.00	683.88	695.26	1,200.00	1,200.00
10-435-4682-0000	TRAVEL, DISTRICT JUDGE	94.00	0.00	323.00	323.00	194.00	0.00	0.00	200.00	200.00
10-435-4830-0000	4TH ADM JUDICIAL DIST	2,023.00	2,023.02	977.00	976.50	980.00	976.50	980.00	980.00	980.00
10-435-4835-0000	ADMIN JUDICIAL DISTRICT	48,170.00	48,169.64	51,942.00	51,941.20	53,183.00	53,182.51	53,182.51	54,800.00	54,800.00
10-435-4950-0000	UNCLASSIFIED	600.00	591.92	43.00	42.36	0.00	27.24	0.00	100.00	100.00
ReportGroup: 420 - Other Services & Charges Total:		90,191.00	89,258.59	108,286.50	108,979.01	104,321.00	99,040.37	106,018.27	104,280.00	104,280.00

Budget - ADOPTED

For Fiscal: 2022-2023 Period Ending: 08/31/2023

Defined Budgets

		2020-2021 Total Budget	2020-2021 Total Activity	2021-2022 Total Budget	2021-2022 Total Activity	2022-2023 Total Budget	2022-2023 YTD Activity	2022-2023 PJ	2023-2024 PROPOSED	2023-2024 2023-2024
ReportGroup: 430 - Capital Outlay										
10-435-5600-0000	CAPITAL OUTLAY - INVENTORY	0.00	0.00	0.00	0.00	0.00	0.00	0.00	625.00	625.00
Budget Detail										
Budget Code	Description			Units	Price	Amount				
2023-2024	CHAIR - COURT REPORTERS			1.00	625.00	625.00				
ReportGroup: 430 - Capital Outlay Total:		0.00	0.00	0.00	0.00	0.00	0.00	0.00	625.00	625.00
Department: 435 - DISTRICT COURT Total:		90,791.00	89,573.03	108,668.50	109,360.53	104,644.00	99,224.87	106,332.51	105,228.00	105,228.00
Department: 436 - COURT EXPENSE										
ReportGroup: 420 - Other Services & Charges										
10-436-4530-0000	LEGAL AD LITEM	60,500.00	60,357.89	0.00	(10,678.00)	0.00	(3,394.00)	0.00	0.00	0.00
10-436-4530-C001	LEGAL AD LITEM - CUSTODIAL ...	0.00	0.00	14,640.00	14,640.00	9,000.00	6,418.75	8,536.94	15,000.00	15,000.00
10-436-4530-C002	LEGAL AD LITEM - NON CUSTO...	0.00	0.00	26,112.00	26,250.25	10,500.00	7,932.75	8,062.13	20,000.00	20,000.00
10-436-4530-C004	LEGAL AD LITEM - CHILDREN	0.00	0.00	20,147.58	20,146.75	41,000.00	37,682.50	18,344.03	22,000.00	22,000.00
10-436-4530-C007	LEGAL AD LITEM - OTHER EXPE...	0.00	0.00	2,000.00	1,714.81	2,000.00	1,153.33	1,363.69	2,000.00	2,000.00
10-436-4531-0000	LEGAL IND - JUVENILE	9,000.00	8,045.00	7,350.00	7,573.75	9,500.00	7,650.00	8,279.25	9,500.00	9,500.00
10-436-4532-0000	LEGAL IND - CO CT	11,000.00	10,392.50	15,157.00	15,156.25	9,000.00	7,025.00	7,348.25	9,000.00	9,000.00
10-436-4533-0000	LEGAL IND, DIST - 24TH	51,523.00	51,523.00	39,740.00	25,440.75	45,157.00	31,163.75	38,618.75	28,000.00	28,000.00
10-436-4533-SG18	LEGAL IND, DIST - 24TH	0.00	0.00	0.00	0.00	4,053.75	4,053.75	5,391.49	6,000.00	6,000.00
10-436-4534-0000	LEGAL IND, DIST - 135TH	47,900.00	46,864.50	51,544.00	50,440.75	254,774.39	251,104.50	282,458.09	280,000.00	280,000.00
10-436-4535-0000	LEGAL IND, DIST - 267TH	25,877.00	20,437.50	117,114.00	112,695.75	28,785.00	23,470.75	33,627.39	35,000.00	35,000.00
10-436-4536-0000	LEGAL IND, OTHER - CO & JUV	1,000.00	500.00	1,029.00	1,028.86	0.00	0.00	0.00	2,000.00	2,000.00
10-436-4537-0000	LEGAL OTHER, DIST - 24TH	6,000.00	687.75	23,279.00	22,314.67	2,500.00	1,402.45	1,857.94	2,500.00	2,500.00
10-436-4538-0000	LEGAL OTHER, DIST - 135TH	10,000.00	9,734.02	2,947.00	2,946.16	38,915.00	38,230.87	50,847.06	51,000.00	51,000.00
10-436-4539-0000	LEGAL OTHER, DIST - 267TH	2,500.00	1,800.00	11,246.00	11,245.50	5,378.00	5,377.20	7,151.68	7,152.00	7,152.00
10-436-4950-0000	UNCLASSIFIED	200.00	52.86	0.00	0.00	0.00	0.00	0.00	200.00	200.00
ReportGroup: 420 - Other Services & Charges Total:		225,500.00	210,395.02	332,305.58	300,916.25	460,563.14	419,271.60	471,886.69	489,352.00	489,352.00
Department: 436 - COURT EXPENSE Total:		225,500.00	210,395.02	332,305.58	300,916.25	460,563.14	419,271.60	471,886.69	489,352.00	489,352.00
Department: 437 - CRIMINAL DISTRICT ATTORNEY										
ReportGroup: 400 - Payroll Expenses										
10-437-4030-0000	ASSISTANT DA	85,707.00	85,706.92	89,136.00	87,312.80	91,811.00	84,748.56	91,811.00	95,484.00	95,484.00
10-437-4031-0000	SALARY, ASSISTANT DA	0.00	0.00	65,000.00	57,500.00	66,950.00	61,800.00	66,950.00	69,628.00	69,628.00
10-437-4041-0000	SALARY, INVESTIGATOR	53,168.00	53,164.83	55,630.00	55,629.65	56,954.00	51,829.85	56,954.00	59,233.00	59,233.00

Budget - ADOPTED

For Fiscal: 2022-2023 Period Ending: 08/31/2023

Defined Budgets

		2020-2021 Total Budget	2020-2021 Total Activity	2021-2022 Total Budget	2021-2022 Total Activity	2022-2023 Total Budget	2022-2023 YTD Activity	2022-2023 PJ	2023-2024 PROPOSED	2023-2024 2023-2024
10-437-4080-0000	SALARY, SUPPL LEGAL ASSIST	3,606.00	1,775.23	0.00	0.00	0.00	0.00	3,606.00	0.00	0.00
10-437-4085-0000	LONGEVITY	6,128.00	6,128.00	3,032.00	3,032.00	7,640.00	7,480.00	6,040.00	3,120.00	3,120.00
10-437-4150-0000	SALARY, SECRETARIES	38,759.00	38,750.43	40,310.00	40,289.61	41,520.00	38,323.20	41,520.00	43,181.00	43,181.00
10-437-4152-0000	SALARY, SECRETARIES	38,759.00	38,750.38	40,310.00	40,289.62	41,520.00	38,323.22	41,520.00	43,181.00	43,181.00
10-437-4180-FJ14	SALARY, PT SECRETARIES-VA	0.00	0.00	5,391.45	5,391.45	4,043.51	0.00	0.00	0.00	0.00
10-437-4180-SO16	SALARY, PT SECRETARIES-VCLG	0.00	0.00	10,504.98	10,533.06	25,250.00	25,887.12	25,250.00	0.00	0.00
10-437-4195-0000	SALARY, OVERTIME	0.00	0.00	0.00	0.00	20.00	19.47	19.47	0.00	0.00
10-437-4201-0000	FRG BENE, SOC SEC TAXES	20,599.00	18,367.64	23,106.00	21,796.66	23,290.00	21,289.70	23,315.16	24,008.00	24,008.00
10-437-4201-FJ14	FRG BENE, SOC SEC TAXES	0.00	0.00	0.00	0.00	687.32	0.00	0.00	0.00	0.00
10-437-4201-SO16	FRG BENE, SOC SEC TAXES	0.00	0.00	803.64	803.64	1,932.00	1,980.33	1,932.00	0.00	0.00
10-437-4202-0000	FRG BENE, GROUP INS	71,583.00	60,147.72	69,755.00	55,597.59	57,744.00	50,527.71	54,487.27	62,578.00	62,578.00
10-437-4203-0000	FRG BENE, RETIREMENT	25,796.00	23,718.28	29,836.00	29,719.16	29,073.00	26,961.61	30,478.74	30,253.00	30,253.00
10-437-4203-SO16	FRG BENE, RETIREMENT	0.00	0.00	1,097.77	1,097.77	2,402.00	2,472.96	2,402.00	0.00	0.00
10-437-4204-0000	FRG BENE, WORK COMP	1,189.00	1,001.58	1,102.00	1,158.27	1,246.00	1,187.32	1,187.32	1,224.00	1,224.00
10-437-4204-SO16	FRG BENE, WORK COMP	0.00	0.00	17.29	17.29	43.00	0.00	43.00	0.00	0.00
10-437-4206-0000	FRG BENE, UNEMPLOYMENT C...	135.00	123.67	147.00	145.19	153.00	141.32	156.89	189.00	189.00
10-437-4206-SO16	FRG BENE, UNEMPLOYMENT C...	0.00	0.00	5.26	5.26	13.00	12.93	14.19	0.00	0.00
ReportGroup: 400 - Payroll Expenses Total:		345,429.00	327,634.68	435,184.39	410,319.02	452,291.83	412,985.30	447,687.04	432,079.00	432,079.00
ReportGroup: 410 - Supplies										
10-437-4310-0000	OFFICE SUPPLIES & EXPENSES	9,815.00	5,418.64	10,040.28	5,721.86	8,830.00	5,346.17	4,359.58	9,980.00	9,980.00
10-437-4310-FJ14	OFFICE SUPPLIES & EXPENSES	0.00	0.00	0.00	0.00	416.49	520.61	0.00	0.00	0.00
ReportGroup: 410 - Supplies Total:		9,815.00	5,418.64	10,040.28	5,721.86	9,246.49	5,866.78	4,359.58	9,980.00	9,980.00
ReportGroup: 420 - Other Services & Charges										
10-437-4620-0000	COMMUNICATIONS	3,436.00	3,431.37	3,475.00	3,026.70	3,370.00	3,237.05	2,985.17	3,672.00	3,672.00
Budget Detail										
Budget Code	Description			Units	Price	Amount				
2023-2024	PHONE			12.00	306.00	3,672.00				
10-437-4670-0000	PROSECUTOR'S CT COSTS	59,880.00	21,351.66	38,674.27	13,175.27	40,000.00	17,393.70	16,086.62	40,000.00	40,000.00
10-437-4675-0000	PUBLICATIONS & SUBSCRIPTIO...	11,000.00	9,395.06	9,300.00	6,473.26	8,000.00	5,279.04	6,243.21	8,000.00	8,000.00
Budget Detail										
Budget Code	Description			Units	Price	Amount				
2023-2024	DATABASE CHG: WEST LAW12			12.00	543.42	6,521.04				

Budget - ADOPTED

For Fiscal: 2022-2023 Period Ending: 08/31/2023

Defined Budgets

		2020-2021 Total Budget	2020-2021 Total Activity	2021-2022 Total Budget	2021-2022 Total Activity	2022-2023 Total Budget	2022-2023 YTD Activity	2022-2023 PJ	2023-2024 PROPOSED	2023-2024 2023-2024
2023-2024	MISC			1.00	1,331.96	1,331.96				
2023-2024	PRINT CHG: WEST LAW			12.00	12.25	147.00				
10-437-4680-0000	TRAVEL/TRAINING	5,500.00	3,765.49	6,003.00	2,660.82	7,000.00	2,474.50	3,124.84	7,000.00	7,000.00
10-437-4680-SO16	TRAVEL/TRAINING	0.00	0.00	826.36	1,037.56	0.00	0.00	0.00	0.00	0.00
10-437-4750-0000	REPAIR & MAINTENANCE	0.00	0.00	3,244.00	2,614.14	2,500.00	16.56	22.02	2,500.00	2,500.00
10-437-4760-0000	SUPPORT & MAINTENANCE	12,963.00	12,633.15	14,337.00	12,752.85	14,629.00	13,413.62	17,136.65	27,914.00	27,914.00
Budget Detail										
Budget Code	Description			Units	Price	Amount				
2023-2024	IBM SERVER SOFTWARE/MAINT			1.00	796.00	796.00				
2023-2024	NETDATA: RVI			1.00	2,000.00	2,000.00				
2023-2024	NETDATA:CDA			1.00	5,770.00	5,770.00				
2023-2024	NETDATA:CJIS			1.00	2,885.00	2,885.00				
2023-2024	NETDATA:SERVER			1.00	1,500.00	1,500.00				
2023-2024	NETPORTEC VPN			1.00	110.00	110.00				
2023-2024	TRIAL DIRECTOR RENEWAL			1.00	165.00	165.00				
2023-2024	TYLER TECH: ODESSEY			1.00	14,688.00	14,688.00				
10-437-4760-SG18	SUPPORT & MAINTENANCE - O...	0.00	0.00	0.00	0.00	895.00	895.00	0.00	0.00	0.00
10-437-4760-SO16	SUPPORT & MAINTENANCE	0.00	0.00	36.00	0.00	0.00	0.00	0.00	0.00	0.00
10-437-4770-0000	RENTAL	2,615.00	2,614.20	2,615.00	2,396.20	2,260.00	2,185.52	1,865.29	1,880.00	1,880.00
ReportGroup: 420 - Other Services & Charges Total:		95,394.00	53,190.93	78,510.63	44,136.80	78,654.00	44,894.99	47,463.80	90,966.00	90,966.00
ReportGroup: 430 - Capital Outlay										
10-437-5500-0000	CAPITAL OUTLAY	0.00	0.00	16,292.00	13,500.00	1,500.00	1,557.27	1,177.27	132,750.00	132,750.00
Budget Detail										
Budget Code	Description			Units	Price	Amount				
2023-2024	COMPUTER -ADA (TYLER)			1.00	1,500.00	1,500.00				
2023-2024	LAPTOP - ADA (DILLARD)			1.00	1,500.00	1,500.00				
2023-2024	TYLER JUSTICE EXTRACTION/CONVERSION			1.00	14,660.00	14,660.00				
2023-2024	TYLER JUSTICE PROJECT MGMT & IMPLEMENTATION			1.00	32,340.00	32,340.00				
2023-2024	TYLER JUSTICE SOFTWARE			1.00	57,750.00	57,750.00				
2023-2024	TYLER JUSTICE TRAVEL (EST)			1.00	25,000.00	25,000.00				
10-437-5500-FJ14	CAPITAL OUTLAY	0.00	0.00	0.00	0.00	823.14	1,028.92	1,157.00	0.00	0.00
10-437-5500-SG18	CAPITAL OUTLAY - OSG	0.00	0.00	0.00	0.00	2,040.00	1,840.83	0.00	0.00	0.00
10-437-5500-SO16	CAPITAL OUTLAY - OAG	0.00	0.00	1,837.32	1,837.32	0.00	0.00	0.00	0.00	0.00

Budget - ADOPTED

For Fiscal: 2022-2023 Period Ending: 08/31/2023

Defined Budgets

		2020-2021 Total Budget	2020-2021 Total Activity	2021-2022 Total Budget	2021-2022 Total Activity	2022-2023 Total Budget	2022-2023 YTD Activity	2022-2023 PJ	2023-2024 PROPOSED	2023-2024 2023-2024
10-437-5600-0000	CAPITAL OUTLY - INVENTORY	185.00	184.27	0.00	0.00	0.00	0.00	0.00	0.00	0.00
	ReportGroup: 430 - Capital Outlay Total:	185.00	184.27	18,129.32	15,337.32	4,363.14	4,427.02	2,334.27	132,750.00	132,750.00
	Department: 437 - CRIMINAL DISTRICT ATTORNY Total:	450,823.00	386,428.52	541,864.62	475,515.00	544,555.46	468,174.09	501,844.69	665,775.00	665,775.00
	Department: 450 - DISTRICT CLERK									
	ReportGroup: 400 - Payroll Expenses									
10-450-4001-0000	SALARY, ELECTED OFFICIAL	62,111.00	62,110.88	64,596.00	71,981.96	66,534.00	61,416.00	66,534.00	69,196.00	69,196.00
10-450-4040-0000	SALARY, DEPUTIES	42,468.00	38,577.70	44,860.00	44,708.76	46,206.00	42,643.20	46,206.00	48,055.00	48,055.00
10-450-4041-0000	SALARY, DEPUTIES	38,759.00	37,225.91	39,310.00	33,317.06	41,520.00	36,264.07	41,520.00	43,181.00	43,181.00
10-450-4042-0000	SALARY, DEPUTIES	38,759.00	38,750.41	40,310.00	40,289.61	39,520.00	34,611.87	41,520.00	43,181.00	43,181.00
10-450-4085-0000	LONGEVITY	3,872.00	3,872.00	4,256.00	4,256.00	4,480.00	4,480.00	4,480.00	4,864.00	4,864.00
10-450-4201-0000	FRG BENE, SOC SEC TAXES	14,278.00	13,474.39	14,867.00	14,595.62	15,320.00	13,452.25	15,162.46	15,949.00	15,949.00
10-450-4202-0000	FRG BENE, GROUP INS	51,846.00	51,845.04	55,771.00	53,275.20	57,367.00	52,586.16	57,223.30	59,616.00	59,616.00
10-450-4203-0000	FRG BENE, RETIREMENT	17,880.00	17,286.78	19,783.00	19,022.38	19,125.00	17,173.82	19,975.06	20,098.00	20,098.00
10-450-4204-0000	FRG BENE, WORK COMP	427.00	360.84	387.00	320.68	340.00	257.64	257.64	278.00	278.00
10-450-4206-0000	FRG BENE, UNEMPLOYMENT C...	61.00	58.17	64.00	59.82	66.00	57.74	65.10	82.00	82.00
	ReportGroup: 400 - Payroll Expenses Total:	270,461.00	263,562.12	284,204.00	281,827.09	290,478.00	262,942.75	292,943.56	304,500.00	304,500.00
	ReportGroup: 410 - Supplies									
10-450-4310-0000	OFFICE SUPPLIES & EXPENSES	7,749.00	7,748.87	9,500.00	8,200.25	9,678.00	8,468.10	7,032.30	9,000.00	9,000.00
	ReportGroup: 410 - Supplies Total:	7,749.00	7,748.87	9,500.00	8,200.25	9,678.00	8,468.10	7,032.30	9,000.00	9,000.00
	ReportGroup: 420 - Other Services & Charges									
10-450-4620-0000	COMMUNICATIONS	2,162.00	2,072.00	2,282.00	1,777.51	1,512.00	1,409.34	1,233.77	1,776.00	1,776.00
	Budget Detail									
	Budget Code			Units	Price	Amount				
	2023-2024			12.00	148.00	1,776.00				
	Budget Code			Units	Price	Amount				
	2023-2024			1.00	796.00	796.00				
	2023-2024			1.00	110.00	110.00				
	2023-2024			1.00	8,555.00	8,555.00				
	2023-2024			1.00	1,500.00	1,500.00				
10-450-4680-0000	TRAVEL/TRAINING	1,516.00	1,084.55	1,400.00	1,296.73	2,405.00	2,404.09	3,130.94	2,700.00	2,700.00
10-450-4710-0000	INSURANCE/BONDS	0.00	0.00	0.00	0.00	1,217.00	1,216.25	1,216.25	0.00	0.00
10-450-4760-0000	SUPPORT & MAINTENANCE	13,412.00	13,411.97	11,337.00	11,020.26	11,937.00	12,795.33	15,189.88	10,961.00	10,961.00
	Budget Detail									
	Budget Code			Units	Price	Amount				
	2023-2024			1.00	796.00	796.00				
	2023-2024			1.00	110.00	110.00				
	2023-2024			1.00	8,555.00	8,555.00				
	2023-2024			1.00	1,500.00	1,500.00				

Budget - ADOPTED

For Fiscal: 2022-2023 Period Ending: 08/31/2023

Defined Budgets

		2020-2021 Total Budget	2020-2021 Total Activity	2021-2022 Total Budget	2021-2022 Total Activity	2022-2023 Total Budget	2022-2023 YTD Activity	2022-2023 PJ	2023-2024 PROPOSED	2023-2024 2023-2024
10-450-4770-0000	RENTAL	1,716.00	1,710.48	1,716.00	1,542.48	1,512.00	1,424.95	1,052.30	1,221.00	1,221.00
Budget Detail										
Budget Code	Description			Units	Price	Amount				
2023-2024	COPIER			12.00	126.75	1,521.00				
2023-2024	SCANNING TO 31			1.00	(300.00)	(300.00)				
ReportGroup: 420 - Other Services & Charges Total:		18,806.00	18,279.00	16,735.00	15,636.98	18,583.00	19,249.96	21,823.14	16,658.00	16,658.00
ReportGroup: 430 - Capital Outlay										
10-450-5500-0000	CAPITAL OUTLAY	0.00	0.00	0.00	0.00	3,000.00	2,733.03	3,000.00	17,660.00	17,660.00
Budget Detail										
Budget Code	Description			Units	Price	Amount				
2023-2024	COMPUTER			2.00	1,500.00	3,000.00				
2023-2024	TYLER TECH EXTRACTION/CONVERSION			1.00	14,660.00	14,660.00				
ReportGroup: 430 - Capital Outlay Total:		0.00	0.00	0.00	0.00	3,000.00	2,733.03	3,000.00	17,660.00	17,660.00
Department: 450 - DISTRICT CLERK Total:		297,016.00	289,589.99	310,439.00	305,664.32	321,739.00	293,393.84	324,799.00	347,818.00	347,818.00
Department: 455 - JUSTICE OF THE PEACE NO 1										
ReportGroup: 400 - Payroll Expenses										
10-455-4001-0000	SALARY, ELECTED OFFICIAL	56,588.00	56,587.96	58,852.00	59,286.78	60,618.00	55,955.04	60,618.00	63,043.00	63,043.00
10-455-4085-0000	LONGEVITY	6,680.00	6,680.00	6,872.00	6,872.00	7,064.00	7,064.00	7,064.00	7,256.00	7,256.00
10-455-4151-0000	SALARY, SECRETARIES	42,462.00	42,452.84	44,161.00	44,158.39	45,486.00	41,971.20	45,486.00	47,306.00	47,306.00
10-455-4180-0000	SALARY, PART TIME SECRETARI...	13,728.00	5,564.85	14,278.00	13,191.38	14,707.00	13,463.02	14,682.44	15,296.00	15,296.00
10-455-4201-0000	FRG BENE, SOC SEC TAXES	9,139.00	6,824.30	9,499.00	7,739.09	9,336.00	7,702.08	8,836.42	10,167.00	10,167.00
10-455-4202-0000	FRG BENE, GROUP INS	43,026.00	43,025.28	46,293.00	45,607.60	47,853.00	39,962.12	43,486.05	45,364.00	45,364.00
10-455-4203-0000	FRG BENE, RETIREMENT	11,444.00	10,670.79	12,640.00	12,494.44	12,213.00	11,369.24	13,384.42	12,812.00	12,812.00
10-455-4204-0000	FRG BENE, WORK COMP	273.00	230.84	247.00	204.80	217.00	164.44	164.44	178.00	178.00
10-455-4206-0000	FRG BENE, UNEMPLOYMENT C...	30.00	25.87	32.00	30.52	32.00	29.47	33.13	40.00	40.00
ReportGroup: 400 - Payroll Expenses Total:		183,370.00	172,062.73	192,874.00	189,585.00	197,526.00	177,680.61	193,754.90	201,462.00	201,462.00
ReportGroup: 410 - Supplies										
10-455-4310-0000	OFFICE SUPPLIES & EXPENSES	2,509.00	2,508.35	2,440.00	2,262.67	2,432.00	2,216.72	1,546.23	2,684.00	2,684.00
Budget Detail										
Budget Code	Description			Units	Price	Amount				
2023-2024	OFFICE SUPPLIES			1.00	2,684.00	2,684.00				
ReportGroup: 410 - Supplies Total:		2,509.00	2,508.35	2,440.00	2,262.67	2,432.00	2,216.72	1,546.23	2,684.00	2,684.00

Budget - ADOPTED

For Fiscal: 2022-2023 Period Ending: 08/31/2023

Defined Budgets

		2020-2021 Total Budget	2020-2021 Total Activity	2021-2022 Total Budget	2021-2022 Total Activity	2022-2023 Total Budget	2022-2023 YTD Activity	2022-2023 PJ	2023-2024 PROPOSED	2023-2024 2023-2024
ReportGroup: 420 - Other Services & Charges										
10-455-4505-0000	AUTOPSIES	24,363.00	24,315.82	21,427.00	16,706.55	17,500.00	3,821.80	4,568.55	17,500.00	17,500.00
10-455-4620-0000	COMMUNICATIONS	2,342.00	2,341.47	2,374.00	2,256.31	1,637.00	1,546.47	1,503.70	1,860.00	1,860.00
Budget Detail										
Budget Code	Description			Units	Price	Amount				
2023-2024	CELL PHONE			12.00	40.00	480.00				
2023-2024	PHONE			12.00	115.00	1,380.00				
10-455-4680-0000	TRAVEL/TRAINING	2,043.00	1,231.31	2,200.00	1,305.62	2,200.00	1,365.66	1,742.27	2,200.00	2,200.00
10-455-4710-0000	INSURANCE/BONDS	0.00	0.00	0.00	0.00	180.00	177.50	177.50	0.00	0.00
10-455-4760-0000	SUPPORT & MAINTENANCE	5,084.00	4,622.71	5,677.00	4,977.27	6,642.00	6,554.29	8,717.21	6,336.00	6,336.00
Budget Detail										
Budget Code	Description			Units	Price	Amount				
2023-2024	IBM SERVER/SOFTWARE MAINT.			1.00	796.00	796.00				
2023-2024	NETDATA: JP			1.00	3,930.00	3,930.00				
2023-2024	NETDATA-SERVER			1.00	1,500.00	1,500.00				
2023-2024	NETPROTEC VPN			1.00	110.00	110.00				
10-455-4770-0000	RENTAL	1,870.00	1,869.96	1,870.00	1,408.64	2,357.00	1,739.79	2,007.54	1,209.00	1,209.00
Budget Detail										
Budget Code	Description			Units	Price	Amount				
2023-2024	COPIER			12.00	100.75	1,209.00				
ReportGroup: 420 - Other Services & Charges Total:		35,702.00	34,381.27	33,548.00	26,654.39	30,516.00	15,205.51	18,716.77	29,105.00	29,105.00
ReportGroup: 430 - Capital Outlay										
10-455-5500-0000	CAPITAL OUTLAY	0.00	0.00	0.00	0.00	1,500.00	1,133.85	1,500.00	1,500.00	1,500.00
Budget Detail										
Budget Code	Description			Units	Price	Amount				
2023-2024	COMPUTER (INCLUDES INSTALL)			1.00	1,500.00	1,500.00				
10-455-5600-0000	CAPITAL OUTLAY - INVENTORY	0.00	0.00	750.00	658.08	0.00	0.00	0.00	0.00	0.00
ReportGroup: 430 - Capital Outlay Total:		0.00	0.00	750.00	658.08	1,500.00	1,133.85	1,500.00	1,500.00	1,500.00
Department: 455 - JUSTICE OF THE PEACE NO 1 Total:		221,581.00	208,952.35	229,612.00	219,160.14	231,974.00	196,236.69	215,517.90	234,751.00	234,751.00
Department: 456 - JUSTICE OF THE PEACE NO 2										
ReportGroup: 400 - Payroll Expenses										
10-456-4001-0000	SALARY, ELECTED OFFICIAL	56,588.00	56,587.96	58,852.00	62,983.78	60,618.00	55,955.04	60,618.00	63,043.00	63,043.00
10-456-4085-0000	LONGEVITY	1,912.00	1,912.00	2,104.00	2,104.00	2,296.00	2,296.00	2,296.00	2,488.00	2,488.00
10-456-4150-0000	SALARY, SECRETARIES	42,462.00	42,452.85	44,161.00	44,158.46	45,486.00	41,971.20	45,486.00	47,306.00	47,306.00

Budget - ADOPTED

For Fiscal: 2022-2023 Period Ending: 08/31/2023

Defined Budgets

		2020-2021 Total Budget	2020-2021 Total Activity	2021-2022 Total Budget	2021-2022 Total Activity	2022-2023 Total Budget	2022-2023 YTD Activity	2022-2023 PJ	2023-2024 PROPOSED	2023-2024 2023-2024
10-456-4180-0000	SALARY, PART TIME SECRETARI...	13,728.00	11,387.82	14,278.00	12,130.28	14,707.00	10,295.64	12,248.66	15,296.00	15,296.00
10-456-4201-0000	FRG BENE, SOC SEC TAXES	8,774.00	8,415.86	9,134.00	9,135.87	9,418.00	8,260.62	9,192.32	9,803.00	9,803.00
10-456-4202-0000	FRG BENE, GROUP INS	30,391.00	28,090.56	30,217.00	30,216.72	31,226.00	28,623.76	31,147.86	32,471.00	32,471.00
10-456-4203-0000	FRG BENE, RETIREMENT	10,988.00	10,755.01	12,155.00	11,930.20	11,757.00	10,571.78	12,147.24	12,353.00	12,353.00
10-456-4204-0000	FRG BENE, WORK COMP	262.00	221.64	238.00	196.92	209.00	158.28	158.28	171.00	171.00
10-456-4206-0000	FRG BENE, UNEMPLOYMENT C...	29.00	27.20	30.00	28.42	31.00	26.31	29.58	29.00	29.00
	ReportGroup: 400 - Payroll Expenses Total:	165,134.00	159,850.90	171,169.00	172,884.65	175,748.00	158,158.63	173,323.94	182,960.00	182,960.00
	ReportGroup: 410 - Supplies									
10-456-4310-0000	OFFICE SUPPLIES & EXPENSES	3,000.00	1,410.05	2,562.00	1,599.49	2,743.00	1,630.79	545.46	3,000.00	3,000.00
	ReportGroup: 410 - Supplies Total:	3,000.00	1,410.05	2,562.00	1,599.49	2,743.00	1,630.79	545.46	3,000.00	3,000.00
	ReportGroup: 420 - Other Services & Charges									
10-456-4505-0000	AUTOPSIES	15,000.00	8,914.00	27,750.00	29,885.90	15,000.00	11,830.00	7,707.35	15,000.00	15,000.00
10-456-4620-0000	COMMUNICATIONS	2,524.00	2,522.93	2,532.00	2,535.04	2,740.00	2,563.62	2,616.74	2,724.00	2,724.00
	Budget Detail									
	Budget Code				Units		Price		Amount	
	2023-2024				12.00		40.00		480.00	
	2023-2024				12.00		2.00		24.00	
	2023-2024				12.00		185.00		2,220.00	
10-456-4680-0000	TRAVEL/TRAINING	3,960.00	2,197.63	3,626.00	2,571.76	4,000.00	2,700.49	3,166.53	4,000.00	4,000.00
	Budget Detail									
	Budget Code				Units		Price		Amount	
	2023-2024				1.00		2,250.00		2,250.00	
	2023-2024				1.00		1,750.00		1,750.00	
10-456-4710-0000	INSURANCE/BONDS	0.00	0.00	0.00	0.00	180.00	177.50	177.50	0.00	0.00
10-456-4760-0000	SUPPORT & MAINTENANCE	5,084.00	4,592.15	5,677.00	5,385.50	6,642.00	6,595.89	8,772.53	6,336.00	6,336.00
	Budget Detail									
	Budget Code				Units		Price		Amount	
	2023-2024				1.00		796.00		796.00	
	2023-2024				1.00		3,930.00		3,930.00	
	2023-2024				1.00		1,500.00		1,500.00	
	2023-2024				1.00		110.00		110.00	
10-456-4770-0000	RENTAL	1,787.00	1,786.56	1,787.00	1,935.56	1,549.00	1,299.02	1,582.14	1,380.00	1,380.00

Budget - ADOPTED

For Fiscal: 2022-2023 Period Ending: 08/31/2023

Defined Budgets

		2020-2021 Total Budget	2020-2021 Total Activity	2021-2022 Total Budget	2021-2022 Total Activity	2022-2023 Total Budget	2022-2023 YTD Activity	2022-2023 PJ	2023-2024 PROPOSED	2023-2024 2023-2024
Budget Detail										
Budget Code	Description			Units	Price	Amount				
2023-2024	COPIER			12.00	115.00	1,380.00				
ReportGroup: 420 - Other Services & Charges Total:		28,355.00	20,013.27	41,372.00	42,313.76	30,111.00	25,166.52	24,022.79	29,440.00	29,440.00
ReportGroup: 430 - Capital Outlay										
10-456-5600-0000	CAPITAL OUTLAY - INVENTORY	0.00	0.00	0.00	0.00	750.00	386.44	386.44	0.00	0.00
ReportGroup: 430 - Capital Outlay Total:		0.00	0.00	0.00	0.00	750.00	386.44	386.44	0.00	0.00
Department: 456 - JUSTICE OF THE PEACE NO 2 Total:		196,489.00	181,274.22	215,103.00	216,797.90	209,352.00	185,342.38	198,278.63	215,400.00	215,400.00
Department: 466 - JURY										
ReportGroup: 400 - Payroll Expenses										
10-466-4204-0000	FRG BENE, WORK COMP	77.00	64.60	77.00	56.36	59.00	50.04	50.04	65.00	65.00
ReportGroup: 400 - Payroll Expenses Total:		77.00	64.60	77.00	56.36	59.00	50.04	50.04	65.00	65.00
ReportGroup: 420 - Other Services & Charges										
10-466-4655-0000	PETIT JURY, COUNTY COURT	2,000.00	0.00	0.00	0.00	500.00	0.00	0.00	2,000.00	2,000.00
10-466-4656-0000	PETIT JURY, DISTRICT COURT	25,000.00	6,590.00	20,000.00	18,970.00	13,892.00	13,642.00	15,388.10	26,000.00	26,000.00
10-466-4657-0000	PETIT JURY, JP COURT	250.00	0.00	280.00	280.00	80.00	2.00	0.00	350.00	350.00
10-466-4658-0000	JURY, GRAND	12,000.00	4,640.00	6,400.00	6,239.00	10,958.00	6,624.00	5,865.30	14,400.00	14,400.00
10-466-4950-0000	UNCLASSIFIED	575.00	282.90	575.00	563.79	575.00	350.05	404.16	575.00	575.00
ReportGroup: 420 - Other Services & Charges Total:		39,825.00	11,512.90	27,255.00	26,052.79	26,005.00	20,618.05	21,657.56	43,325.00	43,325.00
Department: 466 - JURY Total:		39,902.00	11,577.50	27,332.00	26,109.15	26,064.00	20,668.09	21,707.60	43,390.00	43,390.00
Department: 495 - COUNTY AUDITOR										
ReportGroup: 400 - Payroll Expenses										
10-495-4002-0000	SALARY, APPOINTED OFFICIAL	70,774.00	70,773.82	73,605.00	69,568.96	75,814.00	69,982.08	75,814.00	78,847.00	78,847.00
10-495-4030-0000	SALARY, ASSISTANT AUDITOR 1...	46,922.00	46,904.06	48,799.00	48,796.80	50,263.00	46,387.20	50,263.00	52,274.00	52,274.00
10-495-4032-0000	SALARY, ASSISTANT AUDITOR	39,545.00	39,540.83	41,127.00	41,121.62	42,361.00	39,091.20	42,361.00	44,056.00	44,056.00
10-495-4033-0000	SALARY, ASSISTANT AUDITOR	0.00	0.00	0.00	0.00	41,075.00	37,515.98	42,361.00	44,056.00	44,056.00
10-495-4034-0000	SALARY, ASSISTANT AUDITOR (...)	0.00	0.00	0.00	0.00	9,385.00	7,114.82	10,081.61	21,424.00	21,424.00
10-495-4085-0000	LONGEVITY	4,432.00	4,432.00	4,864.00	4,720.00	5,104.00	5,104.00	5,104.00	5,488.00	5,488.00
10-495-4150-SG18	SALARY, ASSISTANT AUDITOR ...	0.00	0.00	0.00	0.00	546.45	0.00	381.49	0.00	0.00
10-495-4180-0000	SALARY, PART TIME SECRETARI...	14,647.00	8,290.40	20,000.00	16,272.36	15,105.00	14,359.42	15,105.00	20,800.00	20,800.00
10-495-4201-0000	FRG BENE, SOC SEC TAXES	16,541.00	14,032.71	17,559.00	14,620.38	16,824.00	15,403.29	16,740.26	20,422.00	20,422.00
10-495-4202-0000	FRG BENE, GROUP INS	64,409.00	64,408.08	69,294.00	67,658.66	73,477.00	67,065.72	72,121.58	80,170.00	80,170.00

Budget - ADOPTED

For Fiscal: 2022-2023 Period Ending: 08/31/2023

Defined Budgets

		2020-2021 Total Budget	2020-2021 Total Activity	2021-2022 Total Budget	2021-2022 Total Activity	2022-2023 Total Budget	2022-2023 YTD Activity	2022-2023 PJ	2023-2024 PROPOSED	2023-2024 2023-2024
10-495-4203-0000	FRG BENE, RETIREMENT	20,714.00	19,276.59	23,366.00	21,861.60	22,819.00	20,989.61	23,572.44	25,734.00	25,734.00
10-495-4204-0000	FRG BENE, WORK COMP	494.00	418.00	457.00	378.56	347.00	346.90	351.00	357.00	357.00
10-495-4206-0000	FRG BENE, UNEMPLOYMENT C...	109.00	100.52	115.00	107.40	121.00	109.69	121.68	161.00	161.00
ReportGroup: 400 - Payroll Expenses Total:		278,587.00	268,177.01	299,186.00	285,106.34	353,241.45	323,469.91	354,378.06	393,789.00	393,789.00
ReportGroup: 410 - Supplies										
10-495-4310-0000	OFFICE SUPPLIES & EXPENSES	3,925.00	3,922.77	5,400.00	5,001.73	4,455.00	4,336.98	4,784.58	3,900.00	3,900.00
ReportGroup: 410 - Supplies Total:		3,925.00	3,922.77	5,400.00	5,001.73	4,455.00	4,336.98	4,784.58	3,900.00	3,900.00
ReportGroup: 420 - Other Services & Charges										
10-495-4620-0000	COMMUNICATIONS	2,406.00	2,405.63	2,416.00	2,152.73	2,531.00	2,426.66	2,201.63	3,312.00	3,312.00
Budget Detail										
Budget Code	Description			Units	Price	Amount				
2023-2024	CELL REIMB			12.00	25.00	300.00				
2023-2024	HOT SPOT (SHARE W/TREAS)			12.00	20.00	240.00				
2023-2024	PHONE			12.00	231.00	2,772.00				
10-495-4680-0000	TRAVEL/TRAINING	3,710.00	3,410.13	5,178.00	4,784.79	5,548.00	4,784.65	5,965.91	6,000.00	6,000.00
10-495-4710-0000	INSURANCE/BONDS	95.00	92.50	0.00	0.00	95.00	92.50	92.50	0.00	0.00
10-495-4760-0000	SUPPORT & MAINTENANCE	17,029.00	17,028.61	17,202.00	16,017.48	20,188.00	20,081.57	22,446.34	22,965.00	22,965.00
Budget Detail										
Budget Code	Description			Units	Price	Amount				
2023-2024	DEBT BOOKS			1.00	6,700.00	6,700.00				
2023-2024	TYLER-FINANCIAL			1.00	12,229.00	12,229.00				
2023-2024	TYLER-SHARED			1.00	4,036.00	4,036.00				
10-495-4770-0000	RENTAL	974.00	903.85	926.00	925.63	972.00	971.87	871.12	761.04	761.04
Budget Detail										
Budget Code	Description			Units	Price	Amount				
2023-2024	COPIER			12.00	63.42	761.04				
ReportGroup: 420 - Other Services & Charges Total:		24,214.00	23,840.72	25,722.00	23,880.63	29,334.00	28,357.25	31,577.50	33,038.04	33,038.04
ReportGroup: 430 - Capital Outlay										
10-495-5500-0000	CAPITAL OUTLAY	11,509.00	11,508.06	1,847.00	1,846.22	4,128.00	4,127.42	3,394.54	3,000.00	3,000.00
Budget Detail										
Budget Code	Description			Units	Price	Amount				
2023-2024	COMPUTER			1.00	1,500.00	1,500.00				
2023-2024	LAPTOP			1.00	1,500.00	1,500.00				
10-495-5600-0000	CAPITAL OUTLAY - INVENTORY	1,000.00	813.56	1,003.00	930.76	0.00	0.00	205.00	550.00	550.00

Budget - ADOPTED

For Fiscal: 2022-2023 Period Ending: 08/31/2023

Defined Budgets

		2020-2021 Total Budget	2020-2021 Total Activity	2021-2022 Total Budget	2021-2022 Total Activity	2022-2023 Total Budget	2022-2023 YTD Activity	2022-2023 PJ	2023-2024 PROPOSED	2023-2024 2023-2024
Budget Detail										
Budget Code	Description			Units	Price	Amount				
2023-2024	PARTITION-FRONT OFFICE ACOUSTICS			0.00	0.00	550.00				
ReportGroup: 430 - Capital Outlay Total:		12,509.00	12,321.62	2,850.00	2,776.98	4,128.00	4,127.42	3,599.54	3,550.00	3,550.00
Department: 495 - COUNTY AUDITOR Total:		319,235.00	308,262.12	333,158.00	316,765.68	391,158.45	360,291.56	394,339.68	434,277.04	434,277.04
Department: 497 - COUNTY TREASURER										
ReportGroup: 400 - Payroll Expenses										
10-497-4001-0000	SALARY, ELECTED OFFICIAL	62,111.00	62,110.88	64,596.00	71,418.96	66,534.00	61,416.00	66,534.00	69,196.00	69,196.00
10-497-4040-0000	SALARY, DEPUTIES	43,134.00	43,118.44	44,860.00	44,844.79	46,206.00	42,643.22	46,206.00	48,055.00	48,055.00
10-497-4085-0000	LONGEVITY	3,728.00	3,728.00	3,920.00	3,920.00	4,112.00	4,112.00	4,112.00	4,304.00	4,304.00
10-497-4180-0000	SALARY, PART TIME SECRETARI...	3,400.00	0.00	2,650.00	186.84	3,502.00	0.00	0.00	3,500.00	3,500.00
10-497-4201-0000	FRG BENE, SOC SEC TAXES	8,597.00	7,748.19	8,934.00	8,674.71	9,208.00	7,733.66	8,676.34	9,567.00	9,567.00
10-497-4202-0000	FRG BENE, GROUP INS	25,791.00	25,790.88	27,748.00	27,747.84	28,684.00	26,293.08	28,611.65	29,808.00	29,808.00
10-497-4203-0000	FRG BENE, RETIREMENT	10,766.00	10,436.98	11,888.00	11,538.63	11,494.00	10,360.43	11,973.88	12,056.00	12,056.00
10-497-4204-0000	FRG BENE, WORK COMP	257.00	217.16	233.00	192.64	205.00	154.76	154.76	167.00	167.00
10-497-4206-0000	FRG BENE, UNEMPLOYMENT C...	24.00	21.88	25.00	22.80	26.00	21.76	24.21	32.00	32.00
ReportGroup: 400 - Payroll Expenses Total:		157,808.00	153,172.41	164,854.00	168,547.21	169,971.00	152,734.91	166,292.84	176,685.00	176,685.00
ReportGroup: 410 - Supplies										
10-497-4310-0000	OFFICE SUPPLIES & EXPENSES	1,500.00	830.82	2,950.00	2,493.10	2,000.00	1,524.40	714.32	2,000.00	2,000.00
ReportGroup: 410 - Supplies Total:		1,500.00	830.82	2,950.00	2,493.10	2,000.00	1,524.40	714.32	2,000.00	2,000.00
ReportGroup: 420 - Other Services & Charges										
10-497-4620-0000	COMMUNICATIONS	1,776.00	1,573.70	1,836.00	1,500.51	1,176.00	1,150.45	1,176.46	1,536.00	1,536.00
Budget Detail										
Budget Code	Description			Units	Price	Amount				
2023-2024	CELL REIMBURSEMENT			12.00	25.00	300.00				
2023-2024	HOT SPOT (SHARE W/AUDITOR)			12.00	20.00	240.00				
2023-2024	PHONE			12.00	83.00	996.00				
10-497-4680-0000	TRAVEL/TRAINING	3,500.00	1,416.65	2,778.00	1,577.22	3,452.00	2,350.89	2,452.71	3,750.00	3,750.00
10-497-4710-0000	INSURANCE/BONDS	0.00	0.00	0.00	0.00	940.00	887.50	887.50	0.00	0.00
10-497-4760-0000	SUPPORT & MAINTENANCE	15,764.00	15,567.81	17,264.00	15,731.69	16,427.00	15,878.14	20,861.36	15,993.00	15,993.00
Budget Detail										
Budget Code	Description			Units	Price	Amount				
2023-2024	GHG (TIMEKEEPING)			1.00	3,200.00	3,200.00				
2023-2024	TYLER-HR/CASHIERING			1.00	8,950.00	8,950.00				

Budget - ADOPTED

For Fiscal: 2022-2023 Period Ending: 08/31/2023

Defined Budgets

		2020-2021 Total Budget	2020-2021 Total Activity	2021-2022 Total Budget	2021-2022 Total Activity	2022-2023 Total Budget	2022-2023 YTD Activity	2022-2023 PJ	2023-2024 PROPOSED	2023-2024 2023-2024
2023-2024	TYLER-SHARED			1.00	3,843.00	3,843.00				
10-497-4770-0000	RENTAL	904.00	903.95	926.00	749.74	920.00	794.91	635.79	761.04	761.04
Budget Detail	Description			Units	Price	Amount				
2023-2024	COPIER			12.00	63.42	761.04				
ReportGroup: 420 - Other Services & Charges Total:		21,944.00	19,462.11	22,804.00	19,559.16	22,915.00	21,061.89	26,013.82	22,040.04	22,040.04
ReportGroup: 430 - Capital Outlay										
10-497-5500-0000	CAPITAL OUTLAY	1,500.00	0.00	1,500.00	1,724.08	1,555.00	1,554.65	1,554.65	1,500.00	1,500.00
Budget Detail	Description			Units	Price	Amount				
2023-2024	LAPTOP/TABLET			1.00	1,500.00	1,500.00				
10-497-5600-0000	CAPITAL OUTLAY - INVENTORY	0.00	0.00	0.00	0.00	545.00	427.91	427.91	0.00	0.00
ReportGroup: 430 - Capital Outlay Total:		1,500.00	0.00	1,500.00	1,724.08	2,100.00	1,982.56	1,982.56	1,500.00	1,500.00
Department: 497 - COUNTY TREASURER Total:		182,752.00	173,465.34	192,108.00	192,323.55	196,986.00	177,303.76	195,003.54	202,225.04	202,225.04
Department: 499 - TAX ASSESSOR/COLLECTOR										
ReportGroup: 400 - Payroll Expenses										
10-499-4001-0000	SALARY, ELECTED OFFICIAL	62,111.00	62,110.88	64,596.00	61,139.96	66,534.00	61,416.00	66,534.00	69,196.00	69,196.00
10-499-4040-0000	SALARY, DEPUTIES	43,134.00	43,118.40	44,860.00	44,844.78	46,206.00	42,643.26	46,206.00	48,055.00	48,055.00
10-499-4041-0000	SALARY, DEPUTIES	39,545.00	39,540.80	41,127.00	41,210.57	42,361.00	39,091.21	42,361.00	44,056.00	44,056.00
10-499-4042-0000	SALARY, DEPUTIES	37,517.00	37,502.40	39,018.00	39,000.00	40,189.00	37,094.41	40,189.00	41,797.00	41,797.00
10-499-4043-0000	SALARY, DEPUTIES	37,517.00	37,502.39	39,018.00	38,906.13	40,189.00	37,094.41	40,189.00	41,797.00	41,797.00
10-499-4044-0000	SALARY, DEPUTIES	27,040.00	26,000.00	27,541.00	27,540.01	29,502.00	27,225.59	29,502.00	30,683.00	30,683.00
10-499-4085-0000	LONGEVITY	3,024.00	3,024.00	3,616.00	3,616.00	3,416.00	3,416.00	3,416.00	4,048.00	4,048.00
10-499-4195-0000	SALARY, OVERTIME	0.00	0.00	0.00	0.00	0.00	0.00	0.00	1,021.00	1,021.00
10-499-4201-0000	FRG BENE, SOC SEC TAXES	19,117.00	16,020.67	19,958.00	16,586.12	20,533.00	16,122.15	17,715.12	21,470.00	21,470.00
10-499-4202-0000	FRG BENE, GROUP INS	105,212.00	105,211.20	108,285.00	108,269.02	112,369.00	103,004.66	112,087.80	116,886.00	116,886.00
10-499-4203-0000	FRG BENE, RETIREMENT	23,940.00	23,895.62	26,558.00	26,460.92	25,632.00	23,696.51	26,835.56	27,051.00	27,051.00
10-499-4204-0000	FRG BENE, WORK COMP	571.00	483.28	519.00	430.56	456.00	345.44	345.44	373.00	373.00
10-499-4206-0000	FRG BENE, UNEMPLOYMENT C...	94.00	93.52	98.00	97.40	101.00	92.88	103.26	127.00	127.00
ReportGroup: 400 - Payroll Expenses Total:		398,822.00	394,503.16	415,194.00	408,101.47	427,488.00	391,242.52	425,484.18	446,560.00	446,560.00
ReportGroup: 410 - Supplies										
10-499-4310-0000	OFFICE SUPPLIES & EXPENSES	8,598.94	8,028.69	8,191.00	8,190.81	8,496.00	8,426.68	9,446.91	9,500.00	9,500.00

Budget - ADOPTED

For Fiscal: 2022-2023 Period Ending: 08/31/2023

Defined Budgets

		2020-2021 Total Budget	2020-2021 Total Activity	2021-2022 Total Budget	2021-2022 Total Activity	2022-2023 Total Budget	2022-2023 YTD Activity	2022-2023 PJ	2023-2024 PROPOSED	2023-2024 2023-2024
10-499-4315-0000	POSTAGE & FREIGHT	5,852.00	5,851.48	7,083.00	7,082.39	7,981.00	7,980.12	10,613.56	12,400.00	12,400.00
Budget Detail										
Budget Code	Description			Units	Price	Amount				
2023-2024	ADD'L			0.00	0.00	400.00				
2023-2024	TAX STATE			0.00	0.00	7,500.00				
2023-2024	TAX STATE-DEL			0.00	0.00	2,000.00				
2023-2024	TAX STATE-LEG			0.00	0.00	2,500.00				
10-499-4470-0000	SUPPLIES, VOTER REGISTRATION	263.00	262.50	3,852.00	3,851.54	800.00	408.81	310.97	4,800.00	4,800.00
Budget Detail										
Budget Code	Description			Units	Price	Amount				
2023-2024	MASS MAILOUT			0.00	0.00	3,908.00				
2023-2024	SUPPLIES			0.00	0.00	892.00				
ReportGroup: 410 - Supplies Total:		14,713.94	14,142.67	19,126.00	19,124.74	17,277.00	16,815.61	20,371.44	26,700.00	26,700.00
ReportGroup: 420 - Other Services & Charges										
10-499-4500-0000	CONTRACT SERVICE	0.00	0.00	0.00	0.00	25.00	0.00	0.00	0.00	0.00
10-499-4585-0000	TAX ROLLS & RECEIPTS	4,574.00	4,573.12	5,160.00	5,159.56	8,048.00	8,046.91	8,048.91	6,200.00	6,200.00
Budget Detail										
Budget Code	Description			Units	Price	Amount				
2023-2024	TAX STATE			0.00	0.00	5,000.00				
2023-2024	TAX STATE-DEL			0.00	0.00	1,200.00				
10-499-4620-0000	COMMUNICATIONS	8,060.00	8,055.50	8,092.00	7,919.68	7,170.00	5,099.48	5,583.74	7,980.00	7,980.00
Budget Detail										
Budget Code	Description			Units	Price	Amount				
2023-2024	APPRAISAL DIST INTERNET (50%)			12.00	369.00	4,428.00				
2023-2024	CELL REIM			12.00	25.00	300.00				
2023-2024	PHONE			12.00	271.00	3,252.00				
10-499-4641-0000	VOTER REGISTRATION-CHAP 19	0.00	0.00	279.22	279.22	2,544.61	550.00	731.50	0.00	0.00
10-499-4660-0000	LEGAL & BID NOTICES	700.00	670.20	505.00	283.50	700.00	0.00	0.00	700.00	700.00
10-499-4680-0000	TRAVEL/TRAINING	5,000.00	6,506.01	5,258.98	4,699.63	6,000.00	5,856.17	3,685.11	8,500.00	8,500.00
10-499-4710-0000	INSURANCE/BONDS	3,401.00	3,283.75	0.00	0.00	0.00	0.00	0.00	0.00	0.00
10-499-4760-0000	SUPPORT & MAINTENANCE	51,456.00	49,785.36	48,792.00	43,400.92	46,538.00	39,961.58	51,392.42	42,320.00	42,320.00
Budget Detail										
Budget Code	Description			Units	Price	Amount				
2023-2024	CUMMINS CURRENCY COUNT MAINT			1.00	1,085.00	1,085.00				
2023-2024	ON LINE BACKUP			12.00	30.00	360.00				

Budget - ADOPTED

For Fiscal: 2022-2023 Period Ending: 08/31/2023

Defined Budgets

		2020-2021 Total Budget	2020-2021 Total Activity	2021-2022 Total Budget	2021-2022 Total Activity	2022-2023 Total Budget	2022-2023 YTD Activity	2022-2023 PJ	2023-2024 PROPOSED	2023-2024 2023-2024
2023-2024	TECH DATA - AUTO POST PMTS			1.00	2,136.00	2,136.00				
2023-2024	TNT SOFTWARE			1.00	1,320.00	1,320.00				
2023-2024	TYLER HARDWARE			1.00	3,614.00	3,614.00				
2023-2024	TYLER SOFTWARE			1.00	26,717.00	26,717.00				
2023-2024	TYLER VICT CAD IMPORT			1.00	3,829.00	3,829.00				
2023-2024	VISTA BACKUP SERV.			1.00	1,261.00	1,261.00				
2023-2024	VISTA IMPORT AND DPS SWEEP			1.00	1,314.00	1,314.00				
2023-2024	VISTA OCR			1.00	106.00	106.00				
2023-2024	VISTA SUPP & MAINT SPLIT W/PERMITTING			1.00	578.00	578.00				
10-499-4770-0000	RENTAL	3,348.00	1,848.00	3,348.00	2,807.00	4,024.00	3,320.78	3,016.55	4,029.00	4,029.00
Budget Detail										
Budget Code	Description			Units	Price	Amount				
2023-2024	COPIER			12.00	110.00	1,320.00				
2023-2024	COPIER SOS			12.00	100.75	1,209.00				
2023-2024	DMV STATION			12.00	125.00	1,500.00				
ReportGroup: 420 - Other Services & Charges Total:		76,539.00	74,721.94	71,435.20	64,549.51	75,049.61	62,834.92	72,458.23	69,729.00	69,729.00
ReportGroup: 430 - Capital Outlay										
10-499-5500-0000	CAPITAL OUTLAY	6,361.40	6,259.95	11,161.50	11,038.54	10,183.84	7,570.67	8,381.23	6,000.00	6,000.00
Budget Detail										
Budget Code	Description			Units	Price	Amount				
2023-2024	COMPUTER			4.00	1,500.00	6,000.00				
10-499-5600-0000	CAPITAL OUTLAY - INVENTORY	2,469.66	2,468.77	1,125.00	575.89	0.00	0.00	0.00	2,660.00	2,660.00
Budget Detail										
Budget Code	Description			Units	Price	Amount				
2023-2024	PARTITION PANEL			1.00	800.00	800.00				
2023-2024	PRINTER (INCLUDES INSTALL @ 2HRS)			1.00	700.00	700.00				
2023-2024	SCANNER (INCLUDES INSTALL @ 2HRS) - PANZA			1.00	1,160.00	1,160.00				
ReportGroup: 430 - Capital Outlay Total:		8,831.06	8,728.72	12,286.50	11,614.43	10,183.84	7,570.67	8,381.23	8,660.00	8,660.00
Department: 499 - TAX ASSESSOR/COLLECTOR Total:		498,906.00	492,096.49	518,041.70	503,390.15	529,998.45	478,463.72	526,695.08	551,649.00	551,649.00
Department: 510 - PUBLIC FACILITIES										
ReportGroup: 400 - Payroll Expenses										
10-510-4085-0000	LONGEVITY	2,760.00	2,760.00	3,048.00	3,048.00	3,336.00	3,336.00	3,336.00	3,624.00	3,624.00
10-510-4090-0000	SALARY, BLDG SUPT	45,792.00	45,780.81	47,624.00	45,556.19	49,053.00	45,273.62	49,053.00	51,016.00	51,016.00
10-510-4161-0000	SALARY, JANITORIAL	31,217.00	31,200.00	32,466.00	32,448.00	33,440.00	30,854.41	33,440.00	34,778.00	34,778.00

Budget - ADOPTED

For Fiscal: 2022-2023 Period Ending: 08/31/2023

Defined Budgets

		2020-2021 Total Budget	2020-2021 Total Activity	2021-2022 Total Budget	2021-2022 Total Activity	2022-2023 Total Budget	2022-2023 YTD Activity	2022-2023 PJ	2023-2024 PROPOSED	2023-2024 2023-2024
10-510-4162-0000	SALARY, JANITORIAL	31,217.00	31,200.00	32,466.00	32,448.01	33,440.00	30,854.41	33,440.00	34,778.00	34,778.00
10-510-4180-0000	SALARY, PART TIME	0.00	0.00	0.00	0.00	1,000.00	0.00	0.00	1,000.00	1,000.00
10-510-4201-0000	FRG BENE, SOC SEC TAXES	6,682.00	6,681.37	8,921.00	6,768.32	9,201.00	6,615.64	7,387.06	9,578.00	9,578.00
10-510-4202-0000	FRG BENE, GROUP INS	53,629.00	56,184.00	60,443.00	60,442.56	62,467.00	57,260.72	62,310.07	64,999.00	64,999.00
10-510-4203-0000	FRG BENE, RETIREMENT	13,284.00	10,624.10	11,871.00	11,748.98	11,486.00	10,558.33	12,123.94	12,069.00	12,069.00
10-510-4204-0000	FRG BENE, WORK COMP	2,504.00	2,503.88	2,679.00	2,302.84	2,441.00	2,260.40	2,260.40	2,426.00	2,426.00
10-510-4206-0000	FRG BENE, UNEMPLOYMENT C...	56.00	55.45	59.00	57.68	61.00	54.95	61.27	76.00	76.00
ReportGroup: 400 - Payroll Expenses Total:		187,141.00	186,989.61	199,577.00	194,820.58	205,925.00	187,068.48	203,411.74	214,344.00	214,344.00
ReportGroup: 410 - Supplies										
10-510-4310-0000	OFFICE SUPPLIES & EXPENSES	500.00	325.92	798.00	797.34	550.00	510.75	615.39	500.00	500.00
10-510-4360-0000	FUEL	1,125.00	1,124.08	1,546.00	1,334.34	1,500.00	920.31	967.31	1,800.00	1,800.00
10-510-4432-0000	SUPPLIES, JANITORIAL CT HOU...	6,786.00	6,785.78	8,564.00	8,341.28	9,000.00	7,992.81	8,247.58	8,500.00	8,500.00
10-510-4433-0000	SUPPLIES, JANITORIAL SERV BL...	6,280.00	6,279.24	7,500.00	6,521.62	8,000.00	6,957.02	6,745.47	8,000.00	8,000.00
ReportGroup: 410 - Supplies Total:		14,691.00	14,515.02	18,408.00	16,994.58	19,050.00	16,380.89	16,575.75	18,800.00	18,800.00
ReportGroup: 420 - Other Services & Charges										
10-510-4500-0000	CONTRACT SERVICES	25,301.00	25,300.18	20,796.00	19,254.44	18,170.00	10,788.08	12,020.65	65,745.00	65,745.00
Budget Detail										
Budget Code	Description			Units	Price	Amount				
2023-2024	CRTHSE: LANDSCAPING SERVICES			12.00	350.00	4,200.00				
2023-2024	CRTHSE: STRIP & WAX FLOORS			1.00	2,927.00	2,927.00				
2023-2024	CRTHSE: SCRUB/RECOAT FLOORS			1.00	1,296.00	1,296.00				
2023-2024	CRTHSE-GAZEBO: PAINT			1.00	2,200.00	2,200.00				
2023-2024	DEPOT: PAINT			1.00	3,500.00	3,500.00				
2023-2024	JP2: PAINT			1.00	12,500.00	12,500.00				
2023-2024	LANDSCAPING SERVICES - MISC			1.00	5,000.00	5,000.00				
2023-2024	SERV: LANDSCAPING SERVICES			12.00	150.00	1,800.00				
2023-2024	SERV: PAINT			1.00	22,500.00	22,500.00				
2023-2024	SERV: SCRUB & RECOAT FLOORS			1.00	1,800.00	1,800.00				
2023-2024	SERV: STIPE PARKING LOT			1.00	2,000.00	2,000.00				
2023-2024	SERV: STRIP & WAX FLOORS			1.00	3,000.00	3,000.00				
2023-2024	SERV-AUD: SCRIB & RECOAT			2.00	911.00	1,822.00				
2023-2024	SERV-AUD: MONTHLY BUFF			8.00	150.00	1,200.00				
10-510-4620-0000	COMMUNICATIONS	2,279.00	2,278.42	2,655.00	2,645.82	2,220.00	2,004.16	2,088.27	2,544.00	2,544.00

Budget - ADOPTED

For Fiscal: 2022-2023 Period Ending: 08/31/2023

Defined Budgets

		2020-2021	2020-2021	2021-2022	2021-2022	2022-2023	2022-2023	2022-2023	2023-2024	2023-2024
		Total Budget	Total Activity	Total Budget	Total Activity	Total Budget	YTD Activity	PJ	PROPOSED	2023-2024
Budget Detail										
Budget Code	Description			Units	Price	Amount				
2023-2024	CELL PHONE			12.00	40.00	480.00				
2023-2024	HOTSPOT-DEPOT			12.00	30.00	360.00				
2023-2024	PHONE & ELEVATOR LINE -CH			12.00	106.00	1,272.00				
2023-2024	PHONE-SB			12.00	36.00	432.00				
10-510-4680-0000	TRAVEL/TRAINING	1,525.00	1,495.45	1,200.00	1,201.83	1,500.00	1,035.58	1,210.25	1,500.00	1,500.00
10-510-4711-0000	INS, FIRE & EXT COV,CT HOUSE	31,250.00	31,250.00	37,916.00	37,916.00	39,200.00	39,200.00	39,200.00	41,160.00	41,160.00
10-510-4712-0000	INS, FIRE & EXT COV, SERV BLDG	13,302.00	13,302.00	16,182.00	16,142.00	16,746.00	16,746.00	16,746.00	17,585.00	17,585.00
10-510-4714-0000	INS, FIRE & EXT COV, MORALES	869.00	869.00	1,025.00	1,025.00	1,275.00	1,275.00	1,275.00	1,340.00	1,340.00
10-510-4715-0000	INS, FIRE & EXT COV, MUSEUM	4,133.00	4,133.00	4,913.00	4,913.00	5,617.00	5,617.00	5,617.00	5,900.00	5,900.00
10-510-4716-0000	INS, FIRE & EXT COV, FAIR	1,563.00	1,563.00	1,625.00	1,616.00	2,294.00	2,294.00	2,294.00	2,408.00	2,408.00
10-510-4717-0000	INSURANCE, JP #2	1,475.00	1,475.00	1,794.00	1,794.00	2,015.00	2,015.00	2,015.00	2,115.00	2,115.00
10-510-4718-0000	INSURANCE, WORKFORCE	550.00	550.00	627.00	627.00	778.00	778.00	778.00	817.00	817.00
10-510-4741-0000	UTILITIES, CT HOUSE	45,025.00	45,023.48	43,500.00	45,255.11	48,000.00	40,400.90	46,121.90	51,120.00	51,120.00
Budget Detail										
Budget Code	Description			Units	Price	Amount				
2023-2024	DUMPSTER			12.00	385.00	4,620.00				
2023-2024	ELECTRICITY			12.00	3,600.00	43,200.00				
2023-2024	W&S			12.00	275.00	3,300.00				
10-510-4742-0000	UTILITIES, SERVICE BLD	28,794.00	28,793.74	28,000.00	28,690.80	28,690.00	23,102.28	26,328.28	30,996.00	30,996.00
Budget Detail										
Budget Code	Description			Units	Price	Amount				
2023-2024	DUMPSTER			12.00	398.00	4,776.00				
2023-2024	ELECTRICITY			12.00	2,000.00	24,000.00				
2023-2024	W&S			12.00	185.00	2,220.00				
10-510-4745-0000	UTILITIES, MUSEUM	2,650.00	2,496.64	3,615.00	3,918.84	4,200.00	3,491.09	4,196.09	4,500.00	4,500.00
Budget Detail										
Budget Code	Description			Units	Price	Amount				
2023-2024	ELECTRICITY			12.00	260.00	3,120.00				
2023-2024	W&S			12.00	115.00	1,380.00				
10-510-4747-0000	UTILITIES, JP #2	3,875.00	3,874.71	4,417.00	4,255.60	4,500.00	3,618.20	4,206.55	4,632.00	4,632.00
10-510-4748-0000	UTILITIES, WORKFORCE	2,921.00	2,763.48	3,163.00	3,085.30	700.00	605.31	649.30	756.00	756.00

Budget - ADOPTED

For Fiscal: 2022-2023 Period Ending: 08/31/2023

Defined Budgets

		2020-2021 Total Budget	2020-2021 Total Activity	2021-2022 Total Budget	2021-2022 Total Activity	2022-2023 Total Budget	2022-2023 YTD Activity	2022-2023 PJ	2023-2024 PROPOSED	2023-2024 2023-2024
Budget Detail										
Budget Code	Description			Units	Price	Amount				
2023-2024	ELECTRICITY			12.00	63.00	756.00				
10-510-4749-0000	UTILITIES, LIGHTS/PARKS/FAIR	2,850.00	2,839.98	4,500.00	3,637.65	5,110.00	4,411.14	5,428.04	4,200.00	4,200.00
Budget Detail										
Budget Code	Description			Units	Price	Amount				
2023-2024	ELECTRICITY			12.00	350.00	4,200.00				
10-510-4750-0000	REPAIRS & MAINTENANCE	1,311.00	1,310.96	1,654.00	1,646.94	1,500.00	1,432.53	1,827.74	1,500.00	1,500.00
10-510-4751-0000	MAINT, BLDG, COURTHOUSE	24,107.00	24,106.35	27,000.00	25,064.60	29,138.00	26,405.02	29,138.00	28,000.00	28,000.00
10-510-4752-0000	MAINT, BLDG, SERV BLDG	11,320.00	11,319.02	9,500.00	9,642.52	11,645.00	9,672.14	12,826.75	15,300.00	15,300.00
Budget Detail										
Budget Code	Description			Units	Price	Amount				
2023-2024	GENERAL MAINTENANCE			1.00	12,000.00	12,000.00				
2023-2024	TABLES - REPLACE 8' (10), 6' (10), RACKS (2)			1.00	3,300.00	3,300.00				
10-510-4755-0000	MAINT, MUSEUM	4,368.00	4,367.26	1,047.00	542.69	1,200.00	835.25	577.83	1,200.00	1,200.00
10-510-4756-0000	MAINT, FAIRGROUNDS	1,950.00	1,949.42	0.00	0.00	0.00	0.00	0.00	0.00	0.00
10-510-4757-0000	MAINTENANCE, JP #2	1,300.00	1,217.75	735.00	434.25	867.00	813.31	334.00	1,200.00	1,200.00
10-510-4758-0000	MAINTENANCE, BLD, WORKFO...	363.00	362.29	1,042.00	986.42	500.00	59.00	78.47	0.00	0.00
10-510-4785-0000	UNIFORMS	900.00	805.25	913.00	912.78	1,100.00	963.14	730.80	1,200.00	1,200.00
ReportGroup: 420 - Other Services & Charges Total:		213,981.00	213,446.38	217,819.00	215,208.59	226,965.00	197,562.13	215,687.92	285,718.00	285,718.00
ReportGroup: 430 - Capital Outlay										
10-510-5500-0000	CAPITAL OUTLAY	6,625.00	6,624.55	11,744.00	11,484.00	1,310.00	1,118.00	1,118.00	10,000.00	10,000.00
Budget Detail										
Budget Code	Description			Units	Price	Amount				
2023-2024	BENCH 6' - CH			10.00	1,000.00	10,000.00				
10-510-5600-0000	CAPITAL OUTLAY - INVENTORY	0.00	0.00	9,445.00	8,755.15	0.00	0.00	0.00	1,000.00	1,000.00
Budget Detail										
Budget Code	Description			Units	Price	Amount				
2023-2024	CARPET SHAMPOOER			1.00	1,000.00	1,000.00				
ReportGroup: 430 - Capital Outlay Total:		6,625.00	6,624.55	21,189.00	20,239.15	1,310.00	1,118.00	1,118.00	11,000.00	11,000.00
Department: 510 - PUBLIC FACILITIES Total:		422,438.00	421,575.56	456,993.00	447,262.90	453,250.00	402,129.50	436,793.41	529,862.00	529,862.00

Budget - ADOPTED

For Fiscal: 2022-2023 Period Ending: 08/31/2023

		Defined Budgets								
		2020-2021	2020-2021	2021-2022	2021-2022	2022-2023	2022-2023	2022-2023	2023-2024	2023-2024
		Total Budget	Total Activity	Total Budget	Total Activity	Total Budget	YTD Activity	PJ	PROPOSED	2023-2024
Department: 543 - FIRE PROTECTION										
ReportGroup: 420 - Other Services & Charges										
10-543-4813-0000	BASE, GANADO SERVICE	950.00	0.00	3,250.00	0.00	3,250.00	0.00	0.00	3,250.00	3,250.00
10-543-4823-0000	RUNS, GANADO SERVICE	13,300.00	13,300.00	11,000.00	10,500.00	11,000.00	6,300.00	5,586.00	11,000.00	11,000.00
ReportGroup: 420 - Other Services & Charges Total:		14,250.00	13,300.00	14,250.00	10,500.00	14,250.00	6,300.00	5,586.00	14,250.00	14,250.00
Department: 543 - FIRE PROTECTION Total:		14,250.00	13,300.00	14,250.00	10,500.00	14,250.00	6,300.00	5,586.00	14,250.00	14,250.00
Department: 551 - CONSTABLE PRECINCT NO 1										
ReportGroup: 400 - Payroll Expenses										
10-551-4001-0000	SALARY, ELECTED OFFICIAL	55,133.00	55,133.00	57,339.00	57,405.84	59,060.00	54,516.72	59,060.00	61,423.00	61,423.00
10-551-4085-0000	LONGEVITY	2,296.00	2,296.00	2,096.00	2,096.00	2,192.00	2,192.00	2,192.00	2,288.00	2,288.00
10-551-4201-0000	FRG BENE, SOC SEC TAXES	4,394.00	4,284.80	4,412.00	4,355.30	4,686.00	4,238.36	4,702.78	4,874.00	4,874.00
10-551-4202-0000	FRG BENE, GROUP INS	13,159.00	11,861.50	13,874.00	13,873.92	14,342.00	13,146.54	14,305.83	14,904.00	14,904.00
10-551-4203-0000	FRG BENE, RETIREMENT	5,502.00	5,501.94	6,051.00	6,039.18	5,850.00	5,431.75	6,280.90	6,142.00	6,142.00
10-551-4204-0000	FRG BENE, WORK COMP	741.00	626.76	828.00	827.84	878.00	882.68	882.68	946.00	946.00
ReportGroup: 400 - Payroll Expenses Total:		81,225.00	79,704.00	84,600.00	84,598.08	87,008.00	80,408.05	87,424.19	90,577.00	90,577.00
ReportGroup: 410 - Supplies										
10-551-4310-0000	OFFICE SUPPLIES & EXPENSES	1,000.00	938.06	386.00	385.52	1,750.00	1,002.56	1,333.40	500.00	500.00
10-551-4360-0000	FUEL	3,960.00	3,932.83	6,310.00	5,320.03	6,500.00	3,924.00	4,612.59	6,800.00	6,800.00
10-551-4445-0000	SUPPLIES, LAW ENFORCEMENT	1,993.00	1,533.75	969.00	923.85	1,000.00	66.24	651.04	1,000.00	1,000.00
ReportGroup: 410 - Supplies Total:		6,953.00	6,404.64	7,665.00	6,629.40	9,250.00	4,992.80	6,597.03	8,300.00	8,300.00
ReportGroup: 420 - Other Services & Charges										
10-551-4620-0000	COMMUNICATIONS	540.00	502.72	503.00	502.73	480.00	440.00	478.80	480.00	480.00
10-551-4680-0000	TRAVEL/TRAINING	800.00	227.86	75.00	59.71	500.00	0.00	0.00	500.00	500.00
10-551-4710-0000	INSURANCE/BONDS	343.00	316.50	150.00	135.00	150.00	129.00	129.00	150.00	150.00
Budget Detail										
Budget Code	Description			Units	Price	Amount				
2023-2024	VEHICLE INSURANCE			1.00	150.00	150.00				
10-551-4750-0000	REPAIR AND MAINTENANCE	355.00	354.50	1,089.00	1,085.88	2,000.00	988.84	1,315.16	2,000.00	2,000.00
Budget Detail										
Budget Code	Description			Units	Price	Amount				
2023-2024	VEHICLE R&M			1.00	1,780.00	1,780.00				
2023-2024	WATCHGUARD WARRANTY/LIBRARY			1.00	220.00	220.00				

Budget - ADOPTED

For Fiscal: 2022-2023 Period Ending: 08/31/2023

Defined Budgets

		2020-2021 Total Budget	2020-2021 Total Activity	2021-2022 Total Budget	2021-2022 Total Activity	2022-2023 Total Budget	2022-2023 YTD Activity	2022-2023 PJ	2023-2024 PROPOSED	2023-2024 2023-2024
10-551-4785-0000	UNIFORMS	249.00	204.36	339.00	338.49	400.00	313.95	417.55	400.00	400.00
ReportGroup: 420 - Other Services & Charges Total:		2,287.00	1,605.94	2,156.00	2,121.81	3,530.00	1,871.79	2,340.51	3,530.00	3,530.00
ReportGroup: 430 - Capital Outlay										
10-551-5500-0000	CAPITAL OUTLAY	0.00	0.00	8,811.00	8,810.65	0.00	0.00	0.00	7,400.00	7,400.00
Budget Detail										
Budget Code	Description			Units	Price	Amount				
2023-2024	RADIO,MOTOROLA,PORTABLE, APX8500			1.00	7,400.00	7,400.00				
10-551-5600-0000	CAPITAL OUTLAY - INVENTORY	1,443.00	1,442.82	0.00	0.00	0.00	584.80	0.00	350.00	350.00
Budget Detail										
Budget Code	Description			Units	Price	Amount				
2023-2024	GLOCK			1.00	600.00	600.00				
2023-2024	GLOCK TRADE-IN			1.00	(250.00)	(250.00)				
ReportGroup: 430 - Capital Outlay Total:		1,443.00	1,442.82	8,811.00	8,810.65	0.00	584.80	0.00	7,750.00	7,750.00
Department: 551 - CONSTABLE PRECINCT NO 1 Total:		91,908.00	89,157.40	103,232.00	102,159.94	99,788.00	87,857.44	96,361.73	110,157.00	110,157.00
Department: 552 - CONSTABLE PRECINCT NO 2										
ReportGroup: 400 - Payroll Expenses										
10-552-4001-0000	SALARY, ELECTED OFFICIAL	55,133.00	55,133.00	57,339.00	58,579.84	59,060.00	54,516.72	59,060.00	61,423.00	61,423.00
10-552-4085-0000	LONGEVITY	3,120.00	3,120.00	3,216.00	3,216.00	3,312.00	3,312.00	3,312.00	3,408.00	3,408.00
10-552-4201-0000	FRG BENE, SOC SEC TAXES	4,457.00	4,350.32	4,533.00	4,620.44	4,772.00	4,325.94	4,917.94	4,960.00	4,960.00
10-552-4202-0000	FRG BENE, GROUP INS	13,159.00	13,158.72	14,149.00	14,149.44	14,615.00	13,396.24	14,577.54	15,204.00	15,204.00
10-552-4203-0000	FRG BENE, RETIREMENT	5,581.00	5,583.02	6,165.00	6,145.25	5,957.00	5,548.79	6,514.98	6,250.00	6,250.00
10-552-4204-0000	FRG BENE, WORK COMP	752.00	635.72	844.00	843.44	894.00	898.80	898.80	998.00	998.00
ReportGroup: 400 - Payroll Expenses Total:		82,202.00	81,980.78	86,246.00	87,554.41	88,610.00	81,998.49	89,281.26	92,243.00	92,243.00
ReportGroup: 410 - Supplies										
10-552-4310-0000	OFFICE SUPPLIES & EXPENSES	400.00	338.67	226.00	112.58	350.00	248.82	200.00	400.00	400.00
10-552-4360-0000	FUEL	4,000.00	3,955.44	4,568.00	4,166.74	6,500.00	4,582.76	4,896.79	6,500.00	6,500.00
10-552-4445-0000	SUPPLIES, LAW ENFORCEMENT	500.00	304.06	176.00	175.99	500.00	0.00	0.00	500.00	500.00
ReportGroup: 410 - Supplies Total:		4,900.00	4,598.17	4,970.00	4,455.31	7,350.00	4,831.58	5,096.79	7,400.00	7,400.00

Budget - ADOPTED

For Fiscal: 2022-2023 Period Ending: 08/31/2023

Defined Budgets

		2020-2021 Total Budget	2020-2021 Total Activity	2021-2022 Total Budget	2021-2022 Total Activity	2022-2023 Total Budget	2022-2023 YTD Activity	2022-2023 PJ	2023-2024 PROPOSED	2023-2024 2023-2024
ReportGroup: 420 - Other Services & Charges										
10-552-4620-0000	COMMUNICATIONS	1,019.00	1,018.24	1,025.00	1,024.60	1,058.00	1,011.60	1,055.41	1,080.00	1,080.00
Budget Detail										
Budget Code	Description			Units	Price	Amount				
2023-2024	CELL PHONE REIMB			12.00	40.00	480.00				
2023-2024	PHONE			12.00	50.00	600.00				
10-552-4710-0000	INSURANCE/BONDS	343.00	316.50	135.00	135.00	150.00	129.00	129.00	150.00	150.00
Budget Detail										
Budget Code	Description			Units	Price	Amount				
2023-2024	VEHICLE INSURANCE			1.00	150.00	150.00				
10-552-4750-0000	REPAIR AND MAINTENANCE	1,965.00	188.93	1,173.00	1,073.04	2,000.00	557.33	600.00	2,000.00	2,000.00
10-552-4785-0000	UNIFORMS	400.00	260.00	54.00	54.00	400.00	0.00	0.00	400.00	400.00
ReportGroup: 420 - Other Services & Charges Total:		3,727.00	1,783.67	2,387.00	2,286.64	3,608.00	1,697.93	1,784.41	3,630.00	3,630.00
ReportGroup: 430 - Capital Outlay										
10-552-5500-0000	CAPITAL OUTLAY	0.00	0.00	1,256.00	1,255.20	0.00	0.00	0.00	7,400.00	7,400.00
Budget Detail										
Budget Code	Description			Units	Price	Amount				
2023-2024	RADIO, MOTOROLA, PORTABLE, APX8500			1.00	7,400.00	7,400.00				
10-552-5600-0000	CAPITAL OUTLAY - INVENTORY	0.00	0.00	781.00	781.00	0.00	0.00	0.00	0.00	0.00
ReportGroup: 430 - Capital Outlay Total:		0.00	0.00	2,037.00	2,036.20	0.00	0.00	0.00	7,400.00	7,400.00
Department: 552 - CONSTABLE PRECINCT NO 2 Total:		90,829.00	88,362.62	95,640.00	96,332.56	99,568.00	88,528.00	96,162.46	110,673.00	110,673.00
Department: 560 - SHERIFF										
ReportGroup: 400 - Payroll Expenses										
10-560-4001-0000	SALARY, ELECTED OFFICIAL	66,292.00	66,291.94	68,944.00	103,146.94	71,013.00	65,550.24	71,013.00	75,000.00	75,000.00
10-560-4040-0000	SALARY, CHIEF DEPUTY	61,497.00	61,496.56	60,684.00	60,845.71	62,505.00	59,078.40	62,505.00	65,006.00	65,006.00
10-560-4041-0000	SALARY, INVESTIGATOR	56,081.00	55,917.20	58,325.00	58,323.19	60,075.00	55,449.59	60,075.00	62,478.00	62,478.00
10-560-4042-0000	SALARY, INVESTIGATOR (FY16)	56,081.00	55,861.11	58,325.00	58,323.21	60,075.00	55,449.60	60,075.00	62,478.00	62,478.00
10-560-4043-0000	SALARY, SERGEANT (FY16)	53,961.00	53,944.86	56,120.00	56,106.98	57,804.00	53,343.36	57,804.00	61,532.00	61,532.00
10-560-4044-0000	SALARY, DEPUTIES	51,693.00	51,673.45	53,761.00	53,748.29	55,374.00	51,105.73	55,374.00	58,950.00	58,950.00
10-560-4045-0000	SALARY, DEPUTIES	48,813.00	48,793.32	53,761.00	53,748.33	55,374.00	44,570.45	55,374.00	58,950.00	58,950.00
10-560-4046-0000	SALARY, DEPUTIES	51,693.00	51,673.45	53,761.00	53,748.32	54,027.28	30,973.86	55,374.00	58,950.00	58,950.00
10-560-4047-0000	SALARY, DEPUTIES	51,693.00	51,673.45	53,761.00	53,748.39	55,374.00	51,105.65	55,374.00	58,950.00	58,950.00
10-560-4048-0000	SALARY, DEPUTIES	51,693.00	51,673.41	52,286.00	52,271.72	55,374.00	51,105.72	55,374.00	58,950.00	58,950.00

Budget - ADOPTED

For Fiscal: 2022-2023 Period Ending: 08/31/2023

Defined Budgets

		2020-2021	2020-2021	2021-2022	2021-2022	2022-2023	2022-2023	2022-2023	2023-2024	2023-2024
		Total Budget	Total Activity	Total Budget	Total Activity	Total Budget	YTD Activity	PJ	PROPOSED	2023-2024
10-560-4050-SG18	SALARY, DEPUTIES - INTERDICT...	0.00	0.00	0.00	0.00	22,387.80	20,131.82	27,682.00	0.00	0.00
10-560-4060-0000	SALARY, DISPATCHER SUPERVI...	41,891.00	41,870.38	42,623.00	42,622.54	45,677.00	42,163.19	45,677.00	47,505.00	47,505.00
10-560-4061-0000	SALARY, DISPATCHERS	40,651.00	40,643.20	42,278.00	42,265.59	43,547.00	36,638.41	43,547.00	45,289.00	45,289.00
10-560-4062-0000	SALARY, DISPATCHERS	40,651.00	40,643.20	42,278.00	42,265.60	43,547.00	40,185.65	43,547.00	45,289.00	45,289.00
10-560-4063-0000	SALARY, DISPATCHERS	40,651.00	40,643.19	42,278.00	42,265.60	43,547.00	40,185.62	43,547.00	45,289.00	45,289.00
10-560-4064-0000	SALARY, DISPATCHERS	30,293.00	21,884.81	29,563.00	29,562.77	43,547.00	35,563.50	43,547.00	45,289.00	45,289.00
10-560-4065-0000	SALARY, DISPATCHERS	40,651.00	40,643.20	32,686.00	32,684.65	40,947.00	32,027.31	43,547.00	45,289.00	45,289.00
10-560-4066-0000	SALARY, DISPATCH FY24	0.00	0.00	0.00	0.00	0.00	0.00	0.00	45,289.00	45,289.00
10-560-4071-0000	UNIFORM ALLOWANCE, SHERI...	120.00	120.00	120.00	120.00	120.00	0.00	120.00	0.00	0.00
10-560-4085-0000	LONGEVITY	19,712.00	19,616.00	15,584.00	15,584.00	12,368.00	12,192.00	12,192.00	12,760.00	12,760.00
10-560-4150-0000	SALARY, ADMIN ASSIST	43,134.00	43,118.40	44,860.00	44,844.81	46,206.00	42,643.21	46,206.00	48,055.00	48,055.00
10-560-4150-SG18	SALARY, ADMIN ASSIST - OLS	0.00	0.00	0.00	0.00	1,181.62	0.00	0.00	0.00	0.00
10-560-4151-0000	SALARY, SECRETARIES	35,974.00	33,946.84	37,413.00	37,398.43	38,536.00	35,558.36	38,536.00	40,078.00	40,078.00
10-560-4184-0000	SALARY, DEPUTIES, PART TIME	5,091.00	2,319.47	2,543.00	564.04	4,234.00	4,435.18	6,476.28	5,000.00	5,000.00
10-560-4185-0000	SALARY, DISPATCHER,PART TI...	12,500.00	9,763.77	8,741.00	8,268.44	5,374.00	4,288.22	0.00	2,500.00	2,500.00
10-560-4195-0000	SALARY, OVERTIME	16,787.53	21,612.64	12,256.93	22,078.01	686.18	686.18	0.00	0.00	0.00
10-560-4195-FH08	SALARY, OVERTIME - OPSG	0.00	0.00	0.00	0.00	56,337.39	66,268.36	63,221.04	0.00	0.00
10-560-4201-0000	FRG BENE, SOC SEC TAXES	70,183.38	64,449.33	68,665.54	68,884.66	73,224.54	60,795.43	67,945.26	80,239.00	80,239.00
10-560-4201-FH08	FRG BENE, SOC SEC TAXES	0.00	0.00	0.00	0.00	3,620.82	5,021.57	4,790.16	0.00	0.00
10-560-4201-SG18	FRG BENE, SOC SEC TAXES	0.00	0.00	0.00	0.00	1,713.05	1,540.08	2,118.06	0.00	0.00
10-560-4202-0000	FRG BENE, GROUP INS	271,599.00	267,344.37	292,520.00	293,283.45	305,525.00	253,612.76	277,065.28	318,091.00	318,091.00
10-560-4202-FH08	FRG BENE, GROUP INS	0.00	0.00	0.00	0.00	0.00	3,963.25	8,130.17	0.00	0.00
10-560-4202-SG18	FRG BENE, GROUP INS	0.00	0.00	0.00	0.00	6,842.11	5,430.97	3,608.22	0.00	0.00
10-560-4203-0000	FRG BENE, RETIREMENT	86,287.00	86,258.58	94,403.00	94,402.54	91,333.00	82,662.45	97,352.54	101,112.00	101,112.00
10-560-4203-FH08	FRG BENE, RETIREMENT	0.00	0.00	0.00	0.00	0.00	4,371.77	2,261.38	0.00	0.00
10-560-4203-SG18	FRG BENE, RETIREMENT	0.00	0.00	0.00	0.00	2,053.38	1,846.07	2,538.86	0.00	0.00
10-560-4204-0000	FRG BENE, WORK COMP	8,047.00	6,918.71	8,834.00	8,833.40	9,190.00	9,035.74	9,265.44	9,927.00	9,927.00
10-560-4204-SG18	FRG BENE, WORK COMP	0.00	0.00	0.00	0.00	321.86	229.70	398.03	0.00	0.00
10-560-4206-0000	FRG BENE, UNEMPLOYMENT C...	416.00	415.94	430.00	427.32	443.00	398.13	449.59	585.00	585.00
10-560-4206-FH08	FRG BENE, UNEMPLOYMENT C...	0.00	0.00	0.00	0.00	0.00	23.84	19.06	0.00	0.00

Budget - ADOPTED

For Fiscal: 2022-2023 Period Ending: 08/31/2023

Defined Budgets

		2020-2021 Total Budget	2020-2021 Total Activity	2021-2022 Total Budget	2021-2022 Total Activity	2022-2023 Total Budget	2022-2023 YTD Activity	2022-2023 PJ	2023-2024 PROPOSED	2023-2024 2023-2024
10-560-4206-SG18	FRG BENE, UNEMPLOYMENT C...	0.00	0.00	0.00	0.00	11.24	10.66	8.51	0.00	0.00
ReportGroup: 400 - Payroll Expenses Total:		1,354,135.91	1,331,210.78	1,387,804.47	1,430,366.93	1,529,516.27	1,359,642.03	1,522,137.88	1,558,830.00	1,558,830.00
ReportGroup: 410 - Supplies										
10-560-4310-0000	OFFICE SUPPLIES & EXPENSES	9,615.00	9,614.71	9,008.00	8,988.09	9,080.00	8,564.81	7,924.71	9,500.00	9,500.00
10-560-4360-0000	FUEL	58,588.68	51,817.05	77,037.11	71,251.17	108,000.00	63,758.85	69,354.69	108,000.00	108,000.00
10-560-4360-FH08	FUEL	0.00	0.00	0.00	0.00	5,130.96	3,685.45	4,901.65	0.00	0.00
10-560-4445-0000	SUPPLIES, LAW ENFORCEMENT	19,068.00	19,067.35	20,070.00	20,207.55	18,003.00	10,590.78	14,233.53	16,973.00	16,973.00
Budget Detail										
Budget Code	Description			Units	Price	Amount				
2023-2024	AXON-TASER SUPPLIES			1.00	1,173.00	1,173.00				
2023-2024	MISC.			1.00	15,800.00	15,800.00				
10-560-4445-FJ05	SUPPLIES, LAW ENFORCEMENT,...	0.00	0.00	2,911.81	2,911.81	0.00	0.00	0.00	0.00	0.00
10-560-4445-SG18	SUPPLIES, LAW ENFORCEMENT	0.00	0.00	12,724.79	12,724.79	0.00	0.00	0.00	0.00	0.00
ReportGroup: 410 - Supplies Total:		87,271.68	80,499.11	121,751.71	116,083.41	140,213.96	86,599.89	96,414.58	134,473.00	134,473.00
ReportGroup: 420 - Other Services & Charges										
10-560-4620-0000	COMMUNICATIONS	13,446.00	12,275.37	10,121.97	10,055.01	8,562.00	8,307.96	8,458.51	10,692.00	10,692.00
Budget Detail										
Budget Code	Description			Units	Price	Amount				
2023-2024	CELL MINUTES			1.00	100.00	100.00				
2023-2024	CELL PHONE ADDL			12.00	57.00	684.00				
2023-2024	CELL REIM INTERDICTION (2)			12.00	50.00	600.00				
2023-2024	CELL REIM INVESTIGATORS			12.00	120.00	1,440.00				
2023-2024	CELL REIMB DEPTUTIES (6)			12.00	150.00	1,800.00				
2023-2024	CELL-SHERIFF			12.00	50.00	600.00				
2023-2024	LONG DISTANCE			12.00	2.00	24.00				
2023-2024	PHONE			12.00	412.00	4,944.00				
2023-2024	VCS REPAIRS			1.00	500.00	500.00				
10-560-4660-0000	LEGAL & BID NOTICES	20.00	0.00	20.00	0.00	20.00	11.66	0.00	20.00	20.00
10-560-4680-0000	TRAVEL/TRAINING	10,738.00	8,811.29	5,934.00	5,026.33	10,950.00	9,305.32	11,454.08	12,000.00	12,000.00
10-560-4710-0000	INSURANCE/BONDS	5,794.00	5,793.50	6,205.00	6,205.00	6,441.00	6,011.50	5,940.50	6,312.00	6,312.00
10-560-4740-0000	UTILITIES	1,562.00	348.12	358.00	357.72	2,655.00	2,655.00	1,889.41	3,250.00	3,250.00
10-560-4750-0000	REPAIR & MAINTENANCE	28,075.00	27,439.61	40,288.00	39,782.17	35,000.00	32,934.00	30,677.51	35,000.00	35,000.00
10-560-4750-FH08	REPAIR & MAINTENANCE	0.00	0.00	0.00	0.00	230.92	0.00	0.00	0.00	0.00
10-560-4755-0000	REP & MAINT - ACCIDENT CONT	15,000.00	628.90	26,973.00	22,784.80	15,000.00	0.00	0.00	15,000.00	15,000.00

Budget - ADOPTED

For Fiscal: 2022-2023 Period Ending: 08/31/2023

Defined Budgets

		2020-2021 Total Budget	2020-2021 Total Activity	2021-2022 Total Budget	2021-2022 Total Activity	2022-2023 Total Budget	2022-2023 YTD Activity	2022-2023 PJ	2023-2024 PROPOSED	2023-2024 2023-2024
10-560-4759-0000	REP & MAINT, FIREARMS TRAIN..	3,425.00	3,352.68	2,129.00	2,679.86	2,050.00	1,519.93	2,483.75	2,000.00	2,000.00
10-560-4760-0000	SUPPORT & MAINTENANCE	85,188.19	83,470.40	97,154.40	96,896.04	38,400.00	36,095.05	45,651.27	32,220.00	32,220.00
Budget Detail										
Budget Code	Description			Units	Price	Amount				
2023-2024	AXON- TASER LICENSES & WARRANTIES			1.00	3,788.00	3,788.00				
2023-2024	CASPER CONNECT SOFT (50%)			1.00	2,906.00	2,906.00				
2023-2024	NET MOTION			1.00	1,350.00	1,350.00				
2023-2024	SOUTHERN - AVL (VEH LOCATOR)			1.00	505.00	505.00				
2023-2024	SOUTHERN - CAD			1.00	7,849.00	7,849.00				
2023-2024	SOUTHERN - CFS NOTIFICATION INTERFACE			1.00	850.00	850.00				
2023-2024	SOUTHERN - MDIS (MDT)			1.00	2,250.00	2,250.00				
2023-2024	SOUTHERN - MDIS (MDT) MOBILE			1.00	2,143.00	2,143.00				
2023-2024	SOUTHERN - MDIS (MDT) NCIC			1.00	1,262.00	1,262.00				
2023-2024	SOUTHERN - RMS/QM			1.00	3,827.00	3,827.00				
2023-2024	TSM CONSULTING - TLETS			1.00	1,500.00	1,500.00				
2023-2024	WARRANTY - LPR TRAILER			2.00	1,995.00	3,990.00				
10-560-4760-FJ05	SUPPORT & MAINTENANCE, S...	0.00	0.00	21,142.00	5,424.51	5,458.00	5,457.36	7,258.29	6,998.00	6,998.00
Budget Detail										
Budget Code	Description			Units	Price	Amount				
2023-2024	TURN KEY MOBILE WARRANTIES			1.00	3,998.00	3,998.00				
2023-2024	TURN KEY SUBSCRIPTIONS			1.00	3,000.00	3,000.00				
10-560-4760-SG18	SUPPORT & MAINTENANCE	0.00	0.00	58,618.47	54,895.80	264,454.00	264,453.21	340,295.41	120,289.00	139,738.00
Budget Detail										
Budget Code	Description			Units	Price	Amount				
2023-2024	CELLEBRITE			1.00	3,723.00	3,723.00				
2023-2024	COBWEBS			1.00	116,566.00	116,566.00				
2023-2024	TURN KEY - LPR SERVER ACCESS			5.00	41.60	208.00				
2023-2024	TURN KEY - LPR WARRANTY INTERDICTION			5.00	85.00	425.00				
2023-2024	UTILITY - BODY CAM			1.00	990.00	990.00				
2023-2024	UTILITY - IN-CAR VIDEO SaaS			8.00	1,716.00	13,728.00				
2023-2024	UTILITY - IN-CAR VIDEO SaaS			2.00	2,049.00	4,098.00				
10-560-4760-SG19	SUPPORT & MAINTENANCE, B...	0.00	0.00	3,512.12	3,512.12	14,805.60	14,805.60	19,691.45	14,805.60	14,805.60
10-560-4760-SO15	SUPPORT & MAINTENANCE - S...	0.00	0.00	0.00	0.00	4,195.83	4,195.83	5,580.45	0.00	0.00
10-560-4770-0000	RENTAL	6,468.00	6,458.76	6,468.00	6,458.76	6,492.00	6,240.40	7,640.38	1,521.00	1,521.00

Budget - ADOPTED

For Fiscal: 2022-2023 Period Ending: 08/31/2023

Defined Budgets

		2020-2021	2020-2021	2021-2022	2021-2022	2022-2023	2022-2023	2022-2023	2023-2024	2023-2024
		Total Budget	Total Activity	Total Budget	Total Activity	Total Budget	YTD Activity	PJ	PROPOSED	2023-2024
Budget Detail										
Budget Code	Description			Units	Price	Amount				
2023-2024	COPIER			12.00	126.75	1,521.00				
10-560-4785-0000	UNIFORMS	4,500.00	4,313.98	4,348.00	4,233.84	6,600.00	6,462.72	7,370.74	6,100.00	6,100.00
10-560-4910-0000	K9 EXPENSE	0.00	0.00	0.00	0.00	0.00	0.00	0.00	5,450.00	5,450.00
Budget Detail										
Budget Code	Description			Units	Price	Amount				
2023-2024	CONTRACT SERV-GROOMING-BOARDING			1.00	700.00	700.00				
2023-2024	SUPPLIES-DOG FOOD,TEST KITS,MISC			1.00	2,700.00	2,700.00				
2023-2024	TRAINING & CERTIF			1.00	1,050.00	1,050.00				
2023-2024	VET EXPENSE			1.00	1,000.00	1,000.00				
ReportGroup: 420 - Other Services & Charges Total:		174,216.19	152,892.61	283,271.96	258,311.96	421,314.35	398,455.54	494,391.75	271,657.60	291,106.60
ReportGroup: 430 - Capital Outlay										
10-560-5500-0000	CAPITAL OUTLAY	197,679.66	196,017.69	88,141.61	88,141.61	15,970.00	12,886.28	2,500.00	188,250.00	188,250.00
Budget Detail										
Budget Code	Description			Units	Price	Amount				
2023-2024	COMPUTER, TLETS (INCLUDES INSTALL)			1.00	2,500.00	2,500.00				
2023-2024	MDT W/ MOUNT (INCLUDES INSTALL)			7.00	1,500.00	10,500.00				
2023-2024	RADIO, PORTALBE APX 8500			17.00	7,400.00	125,800.00				
2023-2024	UTILITY SOFTWARE - CAD INTEGRATION			1.00	15,000.00	15,000.00				
2023-2024	VEHICLE - MOVE COMM TELEPHONE			1.00	(50,000.00)	(50,000.00)				
2023-2024	VEHICLE DECALS - K-9 UNIT			1.00	950.00	950.00				
2023-2024	VEHICLE REMOVE/ INSTALL EQUIP - K-9 UNIT			1.00	2,500.00	2,500.00				
2023-2024	VEHICLE, PPP, K-9 UNIT PKG			1.00	81,000.00	81,000.00				
10-560-5500-FJ04	CAPITAL OUTLAY	0.00	0.00	0.00	0.00	4,829.58	4,829.16	4,829.58	4,000.00	4,000.00
Budget Detail										
Budget Code	Description			Units	Price	Amount				
2023-2024	BPV			4.00	1,000.00	4,000.00				
10-560-5500-FJ05	CAPITAL OUTLAY	0.00	0.00	105,618.68	107,023.83	0.00	0.00	0.00	0.00	0.00
10-560-5500-LW27	CAPITAL OUTLAY	0.00	0.00	0.00	0.00	30,872.30	30,872.30	1,275.00	0.00	0.00
10-560-5500-LZ22	CAPITAL OUTLAY, LOCAL GRT	0.00	0.00	83,600.00	18,175.00	65,246.00	65,246.00	65,246.00	0.00	0.00
10-560-5500-SG18	CAPITAL OUTLAY	0.00	0.00	250,378.09	7,522.89	348,623.87	329,590.87	354,084.18	0.00	0.00
10-560-5500-SG19	CAPITAL OUTLAY, BWC	0.00	0.00	28,096.99	1,687.72	0.00	0.00	0.00	0.00	0.00
10-560-5600-0000	CAPITAL OUTLAY - INVENTORY	39,479.80	37,149.17	1,311.00	250.33	950.00	949.18	420.00	0.00	0.00

Budget - ADOPTED

For Fiscal: 2022-2023 Period Ending: 08/31/2023

Defined Budgets

		2020-2021	2020-2021	2021-2022	2021-2022	2022-2023	2022-2023	2022-2023	2023-2024	2023-2024
		Total Budget	Total Activity	Total Budget	Total Activity	Total Budget	YTD Activity	PJ	PROPOSED	2023-2024
10-560-5600-FJ05	CAPITAL OUTLAY - INVENTORY -...	0.00	0.00	8,658.88	8,756.32	0.00	0.00	0.00	0.00	0.00
10-560-5600-LW27	CAPITAL OUTLAY - INVENTORY	0.00	0.00	0.00	0.00	870.00	870.00	870.00	0.00	0.00
	ReportGroup: 430 - Capital Outlay Total:	237,159.46	233,166.86	565,805.25	231,557.70	467,361.75	445,243.79	429,224.76	192,250.00	192,250.00
	Department: 560 - SHERIFF Total:	1,852,783.24	1,797,769.36	2,358,633.39	2,036,320.00	2,558,406.33	2,289,941.25	2,542,168.97	2,157,210.60	2,176,659.60
Department: 561 - CORRECTIONS										
ReportGroup: 400 - Payroll Expenses										
10-561-4085-0000	LONGEVITY	11,584.00	11,304.00	11,488.00	11,488.00	11,000.00	10,848.00	10,848.00	10,856.00	10,856.00
10-561-4118-0000	SALARY, CORR OFFICER (DAYS)	0.00	0.00	0.00	0.00	19,500.00	4,877.00	19,500.00	19,500.00	19,500.00
10-561-4120-0000	SALARY, ADMINISTRATOR	55,796.00	55,785.60	58,028.00	32,076.71	59,769.00	58,313.60	59,769.00	62,160.00	62,160.00
10-561-4121-0000	SALARY, SERGEANT	45,746.00	45,481.69	38,035.00	38,034.01	49,198.00	45,400.32	49,198.00	52,369.00	52,369.00
10-561-4122-0000	SALARY, SERGEANT (FY16)	45,746.00	45,732.95	47,576.00	47,567.53	36,001.00	32,200.57	49,198.00	52,369.00	52,369.00
10-561-4123-0000	SALARY, SERGEANT (FY21)	45,746.00	45,659.04	47,576.00	47,567.52	49,198.00	45,400.34	49,198.00	52,369.00	52,369.00
10-561-4124-0000	SALARY, SERGEANT (FY21)	45,746.00	45,659.04	47,576.00	47,567.54	49,198.00	45,400.31	49,198.00	52,369.00	52,369.00
10-561-4125-0000	SALARY, CORRECTION OFFICER	35,690.00	35,689.40	40,589.00	40,588.07	46,952.00	43,323.86	46,952.00	49,974.00	49,974.00
10-561-4126-0000	SALARY, CORRECTION OFFICER	38,556.00	35,594.79	42,553.00	42,338.76	46,952.00	43,323.84	46,952.00	49,974.00	49,974.00
10-561-4127-0000	SALARY, CORRECTION OFFICER	39,007.00	32,603.77	45,235.00	45,234.84	46,952.00	43,323.86	46,952.00	49,974.00	49,974.00
10-561-4128-0000	SALARY, CORRECTION OFFICER	43,830.00	37,657.28	45,584.00	44,648.41	43,351.00	35,913.89	46,952.00	49,974.00	49,974.00
10-561-4129-0000	SALARY, CORRECTION OFFICER	43,830.00	43,811.04	43,070.00	43,049.28	46,952.00	43,323.83	46,952.00	49,974.00	49,974.00
10-561-4130-0000	SALARY, CORRECTION OFFICER	43,830.00	43,811.04	45,584.00	45,580.09	46,952.00	41,993.31	46,952.00	49,974.00	49,974.00
10-561-4131-0000	SALARY, CORRECTION OFFICER	43,830.00	43,811.05	26,009.00	26,143.85	46,952.00	43,323.86	46,952.00	49,974.00	49,974.00
10-561-4132-0000	SALARY, CORRECTION OFFICER	9,596.00	9,595.90	24,667.00	24,449.30	46,952.00	43,323.83	46,952.00	49,974.00	49,974.00
10-561-4133-0000	SALARY, CORRECTION OFFICER	31,607.00	23,632.87	45,235.00	45,234.84	44,444.00	40,763.20	46,952.00	49,974.00	49,974.00
10-561-4134-0000	SALARY, CORRECTION OFFICER ...	43,830.00	43,811.03	45,584.00	45,580.08	46,952.00	43,323.86	46,952.00	49,974.00	49,974.00
10-561-4135-0000	SALARY, CORRECTION OFFICER	29,798.00	26,203.50	38,463.00	38,462.16	46,952.00	43,323.87	46,952.00	49,974.00	49,974.00
10-561-4136-0000	SALARY, CORRECTION OFFICER ...	43,830.00	40,321.59	21,078.00	21,077.43	42,559.00	38,187.27	46,952.00	49,974.00	49,974.00
10-561-4137-0000	SALARY, TRANSPORT OFFICER (...)	43,081.00	43,076.80	44,805.00	44,803.21	46,150.00	42,585.60	46,150.00	54,309.00	54,309.00
10-561-4183-0000	SALARY, CORRECTION OFF, PT T..	55,987.00	55,986.30	25,372.00	25,371.34	3,269.00	3,573.00	6,241.20	2,600.00	2,600.00
10-561-4187-0000	SALARY, TRANSPORT, PT	3,560.00	272.03	173.00	172.48	2,500.00	337.14	674.28	2,500.00	2,500.00
10-561-4195-0000	SALARY, OVERTIME	3,213.00	1,478.54	500.00	2.20	1,500.00	516.72	1,033.44	1,500.00	1,500.00
10-561-4201-0000	FRG BENE, SOC SEC TAXES	54,723.00	54,624.08	58,664.00	54,204.34	69,098.00	57,493.95	62,749.56	73,638.00	73,638.00
10-561-4202-0000	FRG BENE, GROUP INS	236,798.00	239,883.22	263,790.00	256,312.81	294,061.00	244,629.50	265,593.11	299,804.00	299,804.00

Budget - ADOPTED

For Fiscal: 2022-2023 Period Ending: 08/31/2023

Defined Budgets

		2020-2021	2020-2021	2021-2022	2021-2022	2022-2023	2022-2023	2022-2023	2023-2024	2023-2024
		Total Budget	Total Activity	Total Budget	Total Activity	Total Budget	YTD Activity	PJ	PROPOSED	2023-2024
10-561-4203-0000	FRG BENE, RETIREMENT	81,892.00	73,912.67	82,380.00	79,923.83	86,259.00	75,796.54	85,529.82	92,794.00	92,794.00
10-561-4204-0000	FRG BENE, WORK COMP	10,604.00	8,989.92	9,616.00	11,943.04	13,026.00	13,026.00	13,026.00	14,281.00	14,281.00
10-561-4206-0000	FRG BENE, UNEMPLOYMENT C...	412.00	385.11	430.00	393.02	452.00	396.24	441.39	578.00	578.00
ReportGroup: 400 - Payroll Expenses Total:		1,187,868.00	1,144,774.25	1,199,660.00	1,159,814.69	1,343,101.00	1,184,243.31	1,331,771.80	1,443,684.00	1,443,684.00
ReportGroup: 410 - Supplies										
10-561-4310-0000	OFFICE SUPPLIES & EXPENSES	4,100.00	4,033.81	4,455.00	4,454.15	4,000.00	3,769.59	4,103.95	4,000.00	4,000.00
10-561-4360-0000	FUEL	500.00	218.14	0.00	(59.43)	750.00	691.65	720.26	750.00	750.00
10-561-4410-0000	FOOD	95,291.00	95,290.03	123,166.00	125,330.06	133,302.00	127,368.83	135,799.94	125,000.00	125,000.00
10-561-4430-0000	SUPPLIES, JANITORIAL	9,761.00	9,760.27	9,308.00	9,327.60	7,500.00	7,047.97	7,754.71	7,500.00	7,500.00
10-561-4435-0000	SUPPLIES, KITCHEN	3,631.00	3,630.51	1,492.00	1,491.70	3,500.00	2,367.02	2,423.89	3,500.00	3,500.00
10-561-4440-0000	SUPPLIES, LAUNDRY	2,300.00	1,363.20	1,455.00	1,432.40	3,000.00	719.50	977.28	3,000.00	3,000.00
ReportGroup: 410 - Supplies Total:		115,583.00	114,295.96	139,876.00	141,976.48	152,052.00	141,964.56	151,780.03	143,750.00	143,750.00
ReportGroup: 420 - Other Services & Charges										
10-561-4500-0000	CONTRACT SERVICE	3,564.00	3,563.90	97,517.00	97,516.99	49,698.00	42,330.40	57,499.09	80,000.00	80,000.00
10-561-4500-SG18	CONTRACT SERVICE, OLS	0.00	0.00	9,691.00	9,691.00	24,152.00	24,152.00	24,152.00	0.00	0.00
10-561-4620-0000	COMMUNICATIONS	3,358.00	3,223.97	2,705.00	2,706.27	3,765.00	3,567.71	3,654.59	5,256.00	5,256.00
Budget Detail										
Budget Code	Description			Units	Price	Amount				
2023-2024	CELL REIMB			12.00	165.00	1,980.00				
2023-2024	PHONE & EPIK (FAX)			12.00	273.00	3,276.00				
10-561-4645-0000	INMATE, MEDICAL	164,800.00	164,782.18	184,825.00	196,442.61	209,656.00	190,480.03	213,799.40	191,940.00	191,940.00
Budget Detail										
Budget Code	Description			Units	Price	Amount				
2023-2024	CONTRACT MEDICAL			12.00	13,295.00	159,540.00				
2023-2024	CONTRACT MEDICAL OVERAGES			12.00	200.00	2,400.00				
2023-2024	DENTAL			1.00	5,000.00	5,000.00				
2023-2024	MEDICAL ADD			1.00	25,000.00	25,000.00				
10-561-4646-0000	INMATE, MISCELLANEOUS	850.00	437.36	1,751.00	1,940.81	2,500.00	407.31	432.69	2,500.00	2,500.00
10-561-4647-0000	INMATE, RX & MEDICAL SUPP	28,000.00	25,096.65	9,182.00	33,660.02	21,569.00	6,707.94	53,266.50	45,000.00	45,000.00
10-561-4648-0000	INMATE, TRANSPORT EXP	8,602.00	8,601.29	10,738.00	10,285.49	8,000.00	5,738.92	6,429.51	8,000.00	8,000.00
10-561-4680-0000	TRAVEL/TRAINING	4,866.00	4,240.06	5,800.00	4,726.95	5,000.00	3,263.10	3,924.96	5,000.00	5,000.00
10-561-4710-0000	INSURANCE/BONDS	400.00	379.00	400.00	392.00	306.00	306.00	306.00	412.00	412.00
10-561-4740-0000	UTILITIES	37,330.00	36,631.09	43,211.00	45,593.26	47,000.00	41,228.92	46,917.00	49,476.00	49,476.00

Budget - ADOPTED

For Fiscal: 2022-2023 Period Ending: 08/31/2023

Defined Budgets

		2020-2021	2020-2021	2021-2022	2021-2022	2022-2023	2022-2023	2022-2023	2023-2024	2023-2024
		Total Budget	Total Activity	Total Budget	Total Activity	Total Budget	YTD Activity	PJ	PROPOSED	2023-2024
Budget Detail										
Budget Code	Description			Units	Price	Amount				
2023-2024	CABLE			12.00	108.00	1,296.00				
2023-2024	DUMPSTER			12.00	385.00	4,620.00				
2023-2024	ELECTRICITY			12.00	2,780.00	33,360.00				
2023-2024	W&S			12.00	850.00	10,200.00				
10-561-4750-0000	REPAIR & MAINTENANCE	39,159.00	39,158.30	36,946.00	34,642.77	43,000.00	40,952.52	48,245.67	50,000.00	50,000.00
10-561-4760-0000	SUPPORT & MAINTENANCE	22,653.00	5,635.83	6,237.00	6,033.94	6,600.00	5,920.78	6,000.00	5,572.00	5,572.00
Budget Detail										
Budget Code	Description			Units	Price	Amount				
2023-2024	JMS MOBILE APP SUPPORT			1.00	866.00	866.00				
2023-2024	SOUTHERN SOFTWARE			1.00	4,031.00	4,031.00				
2023-2024	WATCHGUARD MAINT (DASH CAM)			1.00	675.00	675.00				
10-561-4760-SG18	SUPPORT & MAINTENANCE	0.00	0.00	17,100.00	17,100.00	22,800.00	22,800.00	22,800.00	30,000.00	30,000.00
10-561-4785-0000	UNIFORMS	3,222.00	3,221.82	4,243.00	4,243.80	3,500.00	2,575.18	3,393.07	4,000.00	4,000.00
ReportGroup: 420 - Other Services & Charges Total:		316,804.00	294,971.45	430,346.00	464,975.91	447,546.00	390,430.81	490,820.48	477,156.00	477,156.00
ReportGroup: 430 - Capital Outlay										
10-561-5500-0000	CAPITAL OUTLAY	22,589.00	22,588.69	49,476.39	32,395.57	52,085.00	47,886.06	64,000.00	132,220.00	132,220.00
Budget Detail										
Budget Code	Description			Units	Price	Amount				
2023-2024	AC UNIT - JAIL			1.00	7,600.00	7,600.00				
2023-2024	CLOUD CAM SYSTEM			12.00	810.00	9,720.00				
2023-2024	COMPUTER, ALL IN ONE - JAIL ADMIN			1.00	1,500.00	1,500.00				
2023-2024	DRYER			1.00	1,500.00	1,500.00				
2023-2024	GUTTER REPLACE (CARRY OVER FY21)			1.00	15,000.00	15,000.00				
2023-2024	RADIO, PORTABLE MOTOROLA APX 8500			3.00	7,400.00	22,200.00				
2023-2024	STOVE/OVEN (INCLUDES INSTALL)			1.00	18,000.00	18,000.00				
2023-2024	VAN (CARRY OVER FY23)			1.00	55,000.00	55,000.00				
2023-2024	WASHER			1.00	1,700.00	1,700.00				
10-561-5600-0000	CAPITAL OUTLAY - INVENTORY	3,500.00	2,915.00	0.00	0.00	0.00	0.00	0.00	0.00	0.00
ReportGroup: 430 - Capital Outlay Total:		26,089.00	25,503.69	49,476.39	32,395.57	52,085.00	47,886.06	64,000.00	132,220.00	132,220.00
Department: 561 - CORRECTIONS Total:		1,646,344.00	1,579,545.35	1,819,358.39	1,799,162.65	1,994,784.00	1,764,524.74	2,038,372.31	2,196,810.00	2,196,810.00
Department: 562 - LAW ENFORCEMENT CONTRACT										
ReportGroup: 400 - Payroll Expenses										
10-562-4042-0000	SALARY, DEPUTIES-LNRA	51,693.00	41,736.26	53,761.00	51,143.26	55,374.00	51,105.64	55,374.00	58,950.00	58,950.00

Budget - ADOPTED

For Fiscal: 2022-2023 Period Ending: 08/31/2023

Defined Budgets

		2020-2021 Total Budget	2020-2021 Total Activity	2021-2022 Total Budget	2021-2022 Total Activity	2022-2023 Total Budget	2022-2023 YTD Activity	2022-2023 PJ	2023-2024 PROPOSED	2023-2024 2023-2024
10-562-4055-0000	SALARY, DEPUTIES-FORMOSA (...)	53,961.00	53,839.39	56,120.00	56,106.96	57,804.00	53,343.36	57,804.00	61,532.00	61,532.00
10-562-4056-0000	SALARIES, DEPUTIES (SRO) (19)	53,961.00	16,693.17	0.00	0.00	0.00	0.00	0.00	0.00	0.00
10-562-4085-0000	LONGEVITY	1,248.00	1,248.00	296.00	296.00	560.00	560.00	560.00	752.00	752.00
10-562-4195-0000	SALARY, OVERTIME	10,750.33	17,213.43	12,535.21	12,535.21	0.00	0.00	0.00	0.00	0.00
10-562-4201-0000	FRG BENE, SOC SEC TAXES	13,128.40	9,751.03	9,347.85	9,148.85	8,701.00	7,998.91	8,704.48	9,275.00	9,275.00
10-562-4202-0000	FRG BENE, GROUP INS	49,213.00	27,754.51	28,023.00	27,455.20	28,956.00	24,264.82	27,585.22	30,108.00	30,108.00
10-562-4203-0000	FRG BENE, RETIREMENT	15,411.00	12,536.84	12,208.19	12,471.91	10,862.00	10,026.37	11,273.00	11,687.00	11,687.00
10-562-4204-0000	FRG BENE, WORK COMP	2,076.00	1,755.76	1,237.00	1,535.84	1,630.00	1,639.20	1,639.20	1,800.00	1,800.00
10-562-4206-0000	FRG BENE, UNEMPLOYMENT C...	81.00	65.24	56.00	61.24	57.00	52.49	58.20	73.00	73.00
ReportGroup: 400 - Payroll Expenses Total:		251,522.73	182,593.63	173,584.25	170,754.47	163,944.00	148,990.79	162,998.10	174,177.00	174,177.00
ReportGroup: 420 - Other Services & Charges										
10-562-4620-0000	COMMUNICATIONS	600.00	300.00	600.00	600.00	600.00	550.00	598.50	1,416.00	1,416.00
Budget Detail										
Budget Code	Description			Units	Price	Amount				
2023-2024	CELL REIM: LNRA			12.00	25.00	300.00				
2023-2024	CELL REIM: FORMOSA			12.00	25.00	300.00				
2023-2024	PUSH TO TALK TASK FORCE			12.00	68.00	816.00				
10-562-4680-0000	TRAVEL/TRAIING	500.00	0.00	500.00	0.00	500.00	0.00	0.00	0.00	0.00
10-562-4785-0000	UNIFORMS	150.00	0.00	0.00	0.00	0.00	0.00	0.00	0.00	0.00
ReportGroup: 420 - Other Services & Charges Total:		1,250.00	300.00	1,100.00	600.00	1,100.00	550.00	598.50	1,416.00	1,416.00
Department: 562 - LAW ENFORCEMENT CONTRACT Total:		252,772.73	182,893.63	174,684.25	171,354.47	165,044.00	149,540.79	163,596.60	175,593.00	175,593.00
Department: 570 - JUVENILE PROBATION										
ReportGroup: 400 - Payroll Expenses										
10-570-4021-0000	CHIEF PROBATION OFFICER	0.00	0.00	3,003.00	3,312.04	2,002.88	2,002.88	2,023.00	0.00	0.00
10-570-4085-0000	LONGEVITY	784.00	784.00	880.00	880.00	976.00	976.00	976.00	0.00	0.00
10-570-4150-0000	SALARY, SECRETARY	33,921.00	33,229.92	35,278.00	31,808.60	16,344.00	16,342.55	36,337.00	0.00	0.00
10-570-4201-0000	FRG BENE, SOC SEC TAXES	2,655.00	2,482.31	2,693.00	2,653.76	1,426.45	1,426.45	2,852.90	0.00	0.00
10-570-4202-0000	FRG BENE, GROUP INS	12,896.00	12,895.44	13,874.00	15,017.48	4,781.00	4,780.56	6,358.14	0.00	0.00
10-570-4203-0000	FRG BENE, RETIREMENT	3,325.00	3,257.63	3,681.00	3,750.23	1,935.09	1,935.09	3,870.18	0.00	0.00
10-570-4204-0000	FRG BENE, WORK COMP	80.00	67.16	155.00	119.87	27.00	26.96	53.92	0.00	0.00
10-570-4206-0000	FRG BENE, UNEMPLOYMENT C...	18.00	16.97	19.00	18.44	10.00	9.68	12.87	0.00	0.00
ReportGroup: 400 - Payroll Expenses Total:		53,679.00	52,733.43	59,583.00	57,560.42	27,502.42	27,500.17	52,484.01	0.00	0.00

Budget - ADOPTED

For Fiscal: 2022-2023 Period Ending: 08/31/2023

Defined Budgets

		2020-2021 Total Budget	2020-2021 Total Activity	2021-2022 Total Budget	2021-2022 Total Activity	2022-2023 Total Budget	2022-2023 YTD Activity	2022-2023 PJ	2023-2024 PROPOSED	2023-2024 2023-2024
ReportGroup: 410 - Supplies										
10-570-4310-0000	OFFICE - OPERATING	9,370.00	5,020.08	4,039.00	3,348.43	3,835.00	3,834.73	5,100.19	0.00	0.00
ReportGroup: 410 - Supplies Total:		9,370.00	5,020.08	4,039.00	3,348.43	3,835.00	3,834.73	5,100.19	0.00	0.00
ReportGroup: 420 - Other Services & Charges										
10-570-4570-0000	EXT CONT - COMMUNITY BASED	29,793.00	29,791.72	60,000.00	57,292.36	60,000.00	53,032.31	67,488.52	60,000.00	60,000.00
10-570-4571-0000	EXT CONT - YOUTH SERVICES	308.00	307.60	110.00	110.00	0.00	0.00	0.00	0.00	0.00
10-570-4575-0000	INTERCOUNTY CONT - DETENT...	0.00	0.00	3,020.00	2,280.00	34,847.14	32,327.09	45,708.23	50,000.00	50,000.00
10-570-4575-SG18	INTERCOUNTY CONT - DETENT...	0.00	0.00	10,870.00	10,870.00	0.00	0.00	0.00	0.00	0.00
10-570-4620-0000	COMMUNICATIONS	2,340.00	212.40	2,236.00	1,815.26	0.44	(1.00)	342.40	0.00	0.00
10-570-4680-0000	TRAVEL/TRAINING	1,500.00	51.30	2,500.00	678.18	0.00	0.00	0.00	0.00	0.00
10-570-4710-0000	INSURANCE/BONDS	178.00	177.50	0.00	0.00	0.00	0.00	0.00	0.00	0.00
10-570-4760-0000	SUPPORT & MAINTENANCE	1,425.00	266.12	450.00	321.60	299.00	298.18	396.58	0.00	0.00
10-570-4785-0000	UNIFORMS	115.00	114.75	616.00	365.25	0.00	0.00	0.00	0.00	0.00
ReportGroup: 420 - Other Services & Charges Total:		35,659.00	30,921.39	79,802.00	73,732.65	95,146.58	85,656.58	113,935.73	110,000.00	110,000.00
ReportGroup: 430 - Capital Outlay										
10-570-5500-0000	CAPITAL OUTLAY	657.00	466.89	0.00	0.00	0.00	0.00	0.00	0.00	0.00
10-570-5600-0000	CAPTIAL OUTLAY - INVENTORY	814.00	813.56	0.00	0.00	0.00	0.00	0.00	0.00	0.00
ReportGroup: 430 - Capital Outlay Total:		1,471.00	1,280.45	0.00	0.00	0.00	0.00	0.00	0.00	0.00
Department: 570 - JUVENILE PROBATION Total:		100,179.00	89,955.35	143,424.00	134,641.50	126,484.00	116,991.48	171,519.93	110,000.00	110,000.00
Department: 578 - 24TH JUD DIST/ADULT PROB										
ReportGroup: 410 - Supplies										
10-578-4310-0000	OFFICE SUPPLIES & EXPENSE	0.00	0.00	0.00	0.00	0.00	0.00	0.00	500.00	500.00
ReportGroup: 410 - Supplies Total:		0.00	0.00	0.00	0.00	0.00	0.00	0.00	500.00	500.00
ReportGroup: 420 - Other Services & Charges										
10-578-4620-0000	COMMUNICATIONS	2,867.00	2,866.14	2,913.00	2,354.04	2,500.00	2,433.36	2,156.98	2,976.00	2,976.00
Budget Detail										
Budget Code	Description			Units	Price	Amount				
2023-2024	PHONE			12.00	248.00	2,976.00				
ReportGroup: 420 - Other Services & Charges Total:		2,867.00	2,866.14	2,913.00	2,354.04	2,500.00	2,433.36	2,156.98	2,976.00	2,976.00
ReportGroup: 430 - Capital Outlay										
10-578-5600-0000	CAPITAL OUTLAY - INVENTORY	0.00	519.99	0.00	0.00	557.00	556.06	557.00	0.00	0.00
ReportGroup: 430 - Capital Outlay Total:		0.00	519.99	0.00	0.00	557.00	556.06	557.00	0.00	0.00
Department: 578 - 24TH JUD DIST/ADULT PROB Total:		2,867.00	3,386.13	2,913.00	2,354.04	3,057.00	2,989.42	2,713.98	3,476.00	3,476.00

Budget - ADOPTED

For Fiscal: 2022-2023 Period Ending: 08/31/2023

Defined Budgets

		2020-2021 Total Budget	2020-2021 Total Activity	2021-2022 Total Budget	2021-2022 Total Activity	2022-2023 Total Budget	2022-2023 YTD Activity	2022-2023 PJ	2023-2024 PROPOSED	2023-2024 2023-2024
Department: 581 - DPS/TROOPERS										
ReportGroup: 400 - Payroll Expenses										
10-581-4180-0000	SALARY, PART TIME SECRETARI...	8,450.00	1,561.80	22,505.00	17,529.40	23,299.00	12,197.70	13,280.40	24,231.00	24,231.00
10-581-4201-0000	FRG BENE, SOC SEC TAXES	765.00	119.47	1,731.00	1,340.72	1,783.00	933.14	1,016.02	1,854.00	1,854.00
10-581-4203-0000	FRG BENE, RETIREMENT	958.00	147.90	2,303.00	1,370.69	2,226.00	1,161.95	1,304.64	2,336.00	2,336.00
10-581-4204-0000	FRG BENE, WORK COMP	25.00	4.82	45.00	37.24	40.00	29.92	29.92	33.00	33.00
10-581-4206-0000	FRG BENE, UNEMPLOYMENT C...	5.00	0.78	12.00	6.72	12.00	6.10	6.93	15.00	15.00
ReportGroup: 400 - Payroll Expenses Total:		10,203.00	1,834.77	26,596.00	20,284.77	27,360.00	14,328.81	15,637.91	28,469.00	28,469.00
ReportGroup: 410 - Supplies										
10-581-4310-0000	OFFICE SUPPLIES & EXPENSES	355.00	354.32	700.00	371.15	500.00	260.88	346.97	500.00	500.00
10-581-4445-0000	SUPPLIES, LAW ENFORCEMENT	0.00	0.00	214.00	0.00	500.00	412.98	413.00	500.00	500.00
ReportGroup: 410 - Supplies Total:		355.00	354.32	914.00	371.15	1,000.00	673.86	759.97	1,000.00	1,000.00
ReportGroup: 420 - Other Services & Charges										
10-581-4750-0000	REPAIR AND MAINTENANCE	3,002.00	3,001.12	209.00	0.37	100.00	0.00	0.00	100.00	100.00
ReportGroup: 420 - Other Services & Charges Total:		3,002.00	3,001.12	209.00	0.37	100.00	0.00	0.00	100.00	100.00
Department: 581 - DPS/TROOPERS Total:		13,560.00	5,190.21	27,719.00	20,656.29	28,460.00	15,002.67	16,397.88	29,569.00	29,569.00
Department: 582 - DPS/LICENSE & WEIGHT										
ReportGroup: 410 - Supplies										
10-582-4445-0000	SUPPLIES, LAW ENFORCEMENT	200.00	190.12	279.00	278.97	300.00	72.23	96.07	300.00	300.00
ReportGroup: 410 - Supplies Total:		200.00	190.12	279.00	278.97	300.00	72.23	96.07	300.00	300.00
ReportGroup: 420 - Other Services & Charges										
10-582-4710-0000	INSURANCE/BONDS	486.00	486.00	585.00	585.00	685.00	685.00	685.00	720.00	720.00
10-582-4740-0000	UTILITIES	465.00	464.45	470.00	469.93	600.00	540.00	540.00	655.00	655.00
10-582-4750-0000	REPAIR AND MAINTENANCE	865.00	865.00	2,004.00	1,976.20	1,430.00	452.28	470.00	1,500.00	1,500.00
10-582-4770-0000	RENTAL	38.00	0.00	1,200.00	1,300.00	1,200.00	1,000.00	1,200.00	1,200.00	1,200.00
ReportGroup: 420 - Other Services & Charges Total:		1,854.00	1,815.45	4,259.00	4,331.13	3,915.00	2,677.28	2,895.00	4,075.00	4,075.00
Department: 582 - DPS/LICENSE & WEIGHT Total:		2,054.00	2,005.57	4,538.00	4,610.10	4,215.00	2,749.51	2,991.07	4,375.00	4,375.00
Department: 595 - SANITATION										
ReportGroup: 400 - Payroll Expenses										
10-595-4085-0000	LONGEVITY	2,992.00	2,992.00	3,184.00	3,184.00	3,536.00	3,536.00	3,536.00	3,824.00	3,824.00
10-595-4171-0000	SALARY, LANDFILL	16,400.00	16,400.00	47,032.00	40,877.61	48,443.00	44,697.60	48,443.00	50,381.00	50,381.00
10-595-4172-0000	SALARY, LANDFILL	45,223.00	45,219.20	47,032.00	47,028.82	48,443.00	44,697.60	48,443.00	50,381.00	50,381.00
10-595-4180-0000	SALARY, PART/TIME TRANS STA	8,656.00	8,655.12	8,000.00	0.00	2,994.00	0.00	0.00	3,000.00	3,000.00

Budget - ADOPTED

For Fiscal: 2022-2023 Period Ending: 08/31/2023

Defined Budgets

		2020-2021	2020-2021	2021-2022	2021-2022	2022-2023	2022-2023	2022-2023	2023-2024	2023-2024
		Total Budget	Total Activity	Total Budget	Total Activity	Total Budget	YTD Activity	PJ	PROPOSED	2023-2024
10-595-4192-0000	SALARY, LANDFILL	46,336.00	46,321.65	48,190.00	48,172.81	50,583.00	46,498.03	50,583.00	52,607.00	52,607.00
10-595-4201-0000	FRG BENE, SOC SEC TAXES	8,705.00	8,689.46	11,739.00	9,838.28	12,011.00	9,842.39	10,877.28	12,255.00	12,255.00
10-595-4202-0000	FRG BENE, GROUP INS	37,893.00	37,892.16	51,307.00	51,306.72	53,024.00	48,604.82	52,890.88	55,153.00	55,153.00
10-595-4203-0000	FRG BENE, RETIREMENT	11,445.00	11,444.05	15,620.00	14,113.04	14,994.00	13,338.85	15,239.90	15,443.00	15,443.00
10-595-4204-0000	FRG BENE, WORK COMP	2,714.20	2,714.16	2,893.00	2,223.04	2,338.00	1,827.84	1,827.84	1,923.00	1,923.00
10-595-4206-0000	FRG BENE, UNEMPLOYMENT C...	58.00	59.78	77.00	69.34	79.00	69.60	77.51	97.00	97.00
ReportGroup: 400 - Payroll Expenses Total:		180,422.20	180,387.58	235,074.00	216,813.66	236,445.00	213,112.73	231,918.41	245,064.00	245,064.00
ReportGroup: 410 - Supplies										
10-595-4310-0000	OFFICE SUPPLIES & EXPENSES	3,459.00	3,458.46	3,903.00	3,502.73	3,800.00	1,802.94	2,209.22	3,800.00	3,800.00
10-595-4360-0000	FUEL	4,068.00	4,067.40	6,000.00	4,980.56	14,700.00	14,230.04	14,650.00	14,800.00	14,800.00
10-595-4375-0000	PARTS, SUPPLIES, REPAIRS	31,591.00	31,590.12	24,755.00	23,376.03	31,000.00	28,817.17	30,592.02	30,000.00	30,000.00
ReportGroup: 410 - Supplies Total:		39,118.00	39,115.98	34,658.00	31,859.32	49,500.00	44,850.15	47,451.24	48,600.00	48,600.00
ReportGroup: 420 - Other Services & Charges										
10-595-4540-0000	DISPOSAL FEES	196,495.04	196,494.49	236,808.00	211,561.91	209,240.00	133,155.56	150,000.00	168,100.00	168,100.00
Budget Detail										
Budget Code	Description			Units	Price	Amount				
2023-2024	REFRIGERANT			12.00	150.00	1,800.00				
2023-2024	RWS			12.00	10,500.00	126,000.00				
2023-2024	TDS			12.00	2,000.00	24,000.00				
2023-2024	TDS RECYCLING			4.00	1,075.00	4,300.00				
2023-2024	TIRES			1.00	12,000.00	12,000.00				
10-595-4620-0000	COMMUNICATIONS	1,535.30	1,535.30	1,560.00	1,316.65	1,140.00	719.33	862.89	1,020.00	1,020.00
Budget Detail										
Budget Code	Description			Units	Price	Amount				
2023-2024	CELL REIMBURSEMENT			12.00	40.00	480.00				
2023-2024	INTERNET			12.00	30.00	360.00				
2023-2024	PHONE			12.00	15.00	180.00				
10-595-4680-0000	TRAVEL/TRAINING	2,757.00	2,756.42	2,000.00	564.02	885.00	111.00	147.63	2,000.00	2,000.00
10-595-4710-0000	INSURANCE/BONDS	4,034.00	4,034.00	4,730.00	4,730.00	6,065.00	6,065.00	6,065.00	6,365.00	6,365.00
10-595-4740-0000	UTILITIES	2,956.00	2,955.45	2,845.00	2,844.37	2,800.00	2,721.32	2,721.32	2,800.00	2,800.00
10-595-4770-0000	RENTAL	0.00	0.00	3,263.00	0.00	0.00	0.00	0.00	0.00	0.00
10-595-4785-0000	UNIFORMS	739.00	738.36	1,000.00	711.39	(1,000.00)	708.37	942.13	1,000.00	1,000.00

Budget - ADOPTED

For Fiscal: 2022-2023 Period Ending: 08/31/2023

Defined Budgets

		2020-2021 Total Budget	2020-2021 Total Activity	2021-2022 Total Budget	2021-2022 Total Activity	2022-2023 Total Budget	2022-2023 YTD Activity	2022-2023 PJ	2023-2024 PROPOSED	2023-2024 2023-2024
10-595-4950-0000	UNCLASSIFIED	400.00	400.00	400.00	400.00	400.00	400.00	400.00	400.00	400.00
ReportGroup: 420 - Other Services & Charges Total:		208,916.34	208,914.02	252,606.00	222,128.34	219,530.00	143,880.58	161,138.97	181,685.00	181,685.00
ReportGroup: 430 - Capital Outlay										
10-595-5500-0000	CAPITAL OUTLAY	28,671.00	28,670.07	56,650.00	56,092.23	38,637.00	37,636.93	38,369.81	31,240.00	31,240.00
Budget Detail										
Budget Code	Description			Units	Price	Amount				
2023-2024	OPEN TOP CONTAINER 30 CU YD			1.00	7,600.00	7,600.00				
2023-2024	OPEN TOP RAILING			2.00	3,870.00	7,740.00				
2023-2024	TRANSFER STATION OFFICE REMODEL			1.00	15,900.00	15,900.00				
10-595-5600-0000	CAPITAL OUTLAY - INVENTORY	0.00	0.00	850.00	849.99	0.00	0.00	0.00	0.00	0.00
ReportGroup: 430 - Capital Outlay Total:		28,671.00	28,670.07	57,500.00	56,942.22	38,637.00	37,636.93	38,369.81	31,240.00	31,240.00
Department: 595 - SANITATION Total:		457,127.54	457,087.65	579,838.00	527,743.54	544,112.00	439,480.39	478,878.43	506,589.00	506,589.00
Department: 600 - PERMITTING & INSPECTIONS										
ReportGroup: 400 - Payroll Expenses										
10-600-4085-0000	LONGEVITY	0.00	0.00	112.00	112.00	208.00	208.00	208.00	304.00	304.00
10-600-4175-0000	SALARY, ENVIRONMENTAL OFF	39,480.00	37,620.00	41,222.00	40,983.06	43,471.00	40,108.83	43,471.00	45,210.00	45,210.00
10-600-4201-0000	FRG BENE, SOC SEC TAXES	3,105.00	2,844.87	3,088.00	3,088.15	3,342.00	3,040.74	3,304.20	3,482.00	3,482.00
10-600-4202-0000	FRG BENE, GROUP INS	13,159.00	12,895.44	13,874.00	13,873.92	14,342.00	13,146.54	14,305.83	14,904.00	14,904.00
10-600-4203-0000	FRG BENE, RETIREMENT	3,888.00	3,599.97	4,158.00	4,174.70	4,172.00	3,849.47	4,327.44	4,388.00	4,388.00
10-600-4204-0000	FRG BENE, WORK COMP	82.00	69.28	75.00	62.08	66.00	61.08	61.08	66.00	66.00
10-600-4206-0000	FRG BENE, UNEMPLOYMENT C...	21.00	18.81	22.00	20.49	22.00	20.26	22.48	28.00	28.00
ReportGroup: 400 - Payroll Expenses Total:		59,735.00	57,048.37	62,551.00	62,314.40	65,623.00	60,434.92	65,700.03	68,382.00	68,382.00
ReportGroup: 410 - Supplies										
10-600-4310-0000	OFFICE SUPPLIES & EXPENSE	1,974.00	759.74	1,001.00	1,000.13	1,445.00	1,107.36	903.74	1,500.00	1,500.00
ReportGroup: 410 - Supplies Total:		1,974.00	759.74	1,001.00	1,000.13	1,445.00	1,107.36	903.74	1,500.00	1,500.00
ReportGroup: 420 - Other Services & Charges										
10-600-4560-0000	FLOOD PLAIN PERMITS	1,100.00	1,100.00	0.00	0.00	0.00	0.00	0.00	0.00	0.00
10-600-4620-0000	COMMUNICATIONS	1,634.00	1,633.21	1,587.00	1,598.84	731.00	703.00	705.67	876.00	876.00
Budget Detail										
Budget Code	Description			Units	Price	Amount				
2023-2024	CELL REIMB			12.00	25.00	300.00				
2023-2024	PHONE			12.00	48.00	576.00				
10-600-4630-0000	ORGANIZATIONAL DUES	200.00	0.00	0.00	0.00	0.00	0.00	0.00	0.00	0.00

Budget - ADOPTED

For Fiscal: 2022-2023 Period Ending: 08/31/2023

Defined Budgets

		2020-2021	2020-2021	2021-2022	2021-2022	2022-2023	2022-2023	2022-2023	2023-2024	2023-2024
		Total Budget	Total Activity	Total Budget	Total Activity	Total Budget	YTD Activity	PJ	PROPOSED	2023-2024
10-600-4680-0000	TRAVEL/TRAINING	5,500.00	3,129.02	3,960.00	3,620.35	5,460.00	3,351.91	4,099.31	5,500.00	5,500.00
10-600-4760-0000	SUPPORT & MAINTENANCE	2,775.00	2,322.00	3,008.00	2,940.35	2,920.00	2,528.89	2,528.89	2,382.00	2,382.00
Budget Detail										
Budget Code	Description			Units	Price	Amount				
2023-2024	SAFE SOFTWARE			1.00	400.00	400.00				
2023-2024	VISTA: BACKUP			1.00	1,282.00	1,282.00				
2023-2024	VISTA: SUPP & MAINT			1.00	700.00	700.00				
ReportGroup: 420 - Other Services & Charges Total:		11,209.00	8,184.23	8,555.00	8,159.54	9,111.00	6,583.80	7,333.87	8,758.00	8,758.00
ReportGroup: 430 - Capital Outlay										
10-600-5500-0000	CAPITAL OUTLAY	0.00	0.00	1,919.00	1,918.67	1,900.00	0.00	0.00	0.00	0.00
10-600-5600-0000	CAPITAL OUTLAY - INVENTORY	0.00	0.00	0.00	0.00	0.00	0.00	0.00	800.00	800.00
Budget Detail										
Budget Code	Description			Units	Price	Amount				
2023-2024	PRINTER/COPIER, COLOR (INCLUDES INSTALL)			1.00	800.00	800.00				
ReportGroup: 430 - Capital Outlay Total:		0.00	0.00	1,919.00	1,918.67	1,900.00	0.00	0.00	800.00	800.00
Department: 600 - PERMITTING & INSPECTIONS Total:		72,918.00	65,992.34	74,026.00	73,392.74	78,079.00	68,126.08	73,937.64	79,440.00	79,440.00
Department: 640 - HEALTH & HUMAN SERVICES										
ReportGroup: 420 - Other Services & Charges										
10-640-4555-0000	ENVIRONMENTAL SERVICES	24,000.00	24,000.00	24,000.00	22,000.00	25,200.00	24,900.00	27,531.00	25,200.00	25,200.00
10-640-4840-0000	GULF BEND CENTER	20,475.00	20,475.20	20,475.00	20,475.00	25,600.00	25,594.00	25,600.00	25,600.00	25,600.00
10-640-4841-0000	SENIOR CITIZENS CENTER	25,000.00	25,000.00	25,000.00	25,000.00	28,000.00	28,000.00	28,000.00	30,000.00	30,000.00
10-640-4842-0000	CHILD ADVOCACY SERVICES	3,220.00	3,200.33	3,220.00	3,219.31	3,302.00	3,301.14	3,301.14	3,500.00	3,500.00
ReportGroup: 420 - Other Services & Charges Total:		72,695.00	72,675.53	72,695.00	70,694.31	82,102.00	81,795.14	84,432.14	84,300.00	84,300.00
Department: 640 - HEALTH & HUMAN SERVICES Total:		72,695.00	72,675.53	72,695.00	70,694.31	82,102.00	81,795.14	84,432.14	84,300.00	84,300.00
Department: 650 - COUNTY LIBRARY										
ReportGroup: 400 - Payroll Expenses										
10-650-4002-0000	SALARY, APPOINTED OFFICIAL	43,794.00	43,751.88	45,546.00	44,817.66	46,913.00	43,072.09	46,913.00	48,790.00	48,790.00
10-650-4030-0000	SALARY, ASSISTANT	35,974.00	29,302.94	37,413.00	34,748.88	38,536.00	35,284.02	38,536.00	40,078.00	40,078.00
10-650-4085-0000	LONGEVITY	1,720.00	1,720.00	1,896.00	1,896.00	552.00	552.00	552.00	824.00	824.00
10-650-4180-0000	SALARY, PART TIME SECRETARI...	16,000.00	15,900.58	15,950.00	15,841.10	16,068.00	14,448.27	15,144.14	16,711.00	16,711.00
10-650-4201-0000	FRG BENE, SOC SEC TAXES	7,382.00	6,728.94	7,685.00	7,388.90	7,809.00	7,124.28	7,689.08	8,140.00	8,140.00
10-650-4202-0000	FRG BENE, GROUP INS	25,791.00	25,790.88	27,748.00	26,591.68	28,684.00	26,451.98	28,762.61	30,108.00	30,108.00

Budget - ADOPTED

For Fiscal: 2022-2023 Period Ending: 08/31/2023

Defined Budgets

		2020-2021 Total Budget	2020-2021 Total Activity	2021-2022 Total Budget	2021-2022 Total Activity	2022-2023 Total Budget	2022-2023 YTD Activity	2022-2023 PJ	2023-2024 PROPOSED	2023-2024 2023-2024
10-650-4203-0000	FRG BENE, RETIREMENT	9,244.00	8,687.68	10,227.00	9,893.91	9,748.00	8,908.64	9,927.82	10,258.00	10,258.00
10-650-4204-0000	FRG BENE, WORK COMP	188.00	159.08	171.00	92.08	97.00	87.60	87.60	95.00	95.00
10-650-4206-0000	FRG BENE, UNEMPLOYMENT C...	49.00	45.26	51.00	48.67	52.00	46.68	51.74	64.00	64.00
ReportGroup: 400 - Payroll Expenses Total:		140,142.00	132,087.24	146,687.00	141,318.88	148,459.00	135,975.56	147,663.99	155,068.00	155,068.00
ReportGroup: 410 - Supplies										
10-650-4310-0000	OFFICE SUPPLIES & EXPENSES	5,174.83	4,363.23	4,535.00	3,753.90	4,800.00	4,573.76	5,836.29	4,800.00	4,800.00
10-650-4330-0000	BOOKS, LIBRARY	34,000.00	30,976.06	34,000.00	33,714.09	36,000.00	33,952.97	36,000.00	36,000.00	36,000.00
10-650-4332-0000	BOOKS, GRANTS	1,232.42	1,231.73	1,232.42	0.00	2,500.00	2,500.00	2,500.00	0.00	0.00
10-650-4332-FF10	BOOKS & OTHER, GRANTS, TSL...	0.00	0.00	3,132.00	3,131.45	0.00	0.00	0.00	0.00	0.00
ReportGroup: 410 - Supplies Total:		40,407.25	36,571.02	42,899.42	40,599.44	43,300.00	41,026.73	44,336.29	40,800.00	40,800.00
ReportGroup: 420 - Other Services & Charges										
10-650-4620-0000	COMMUNICATIONS	1,294.00	1,293.86	1,331.00	1,155.92	1,176.00	1,053.93	1,161.40	1,308.00	1,308.00
Budget Detail										
Budget Code	Description			Units	Price	Amount				
2023-2024	PHONE			12.00	109.00	1,308.00				
10-650-4675-0000	PUBLICATIONS & SUBSCRIPTIO...	800.00	284.60	1,180.00	1,095.24	700.00	674.18	674.18	700.00	700.00
10-650-4680-0000	TRAVEL/TRAINING	1,145.00	561.00	1,340.00	474.00	1,860.00	339.00	384.37	2,370.00	2,370.00
10-650-4760-0000	SUPPORT & MAINTENANCE	8,246.00	7,135.82	8,170.00	6,726.55	8,542.00	8,482.42	8,542.00	5,592.00	5,592.00
Budget Detail										
Budget Code	Description			Units	Price	Amount				
2023-2024	BIBLIONIX LICENSE			1.00	1,900.00	1,900.00				
2023-2024	CONTENT MGR			1.00	150.00	150.00				
2023-2024	CYBRARIAN			1.00	675.00	675.00				
2023-2024	MICROFICHE MAINT			1.00	1,385.00	1,385.00				
2023-2024	OVERDRIVE INC.			1.00	1,000.00	1,000.00				
2023-2024	TEX SHARE			1.00	382.00	382.00				
2023-2024	WEB HOSTING			1.00	100.00	100.00				
10-650-4770-0000	RENTAL	0.00	0.00	0.00	(250.00)	0.00	0.00	0.00	1,689.00	1,689.00
Budget Detail										
Budget Code	Description			Units	Price	Amount				
2023-2024	COPIER			12.00	140.75	1,689.00				
ReportGroup: 420 - Other Services & Charges Total:		11,485.00	9,275.28	12,021.00	9,201.71	12,278.00	10,549.53	10,761.95	11,659.00	11,659.00

Budget - ADOPTED

For Fiscal: 2022-2023 Period Ending: 08/31/2023

Defined Budgets

		2020-2021 Total Budget	2020-2021 Total Activity	2021-2022 Total Budget	2021-2022 Total Activity	2022-2023 Total Budget	2022-2023 YTD Activity	2022-2023 PJ	2023-2024 PROPOSED	2023-2024 2023-2024
ReportGroup: 430 - Capital Outlay										
10-650-5500-0000	CAPITAL OUTLAY	1,183.00	1,182.57	2,692.00	2,691.11	3,000.00	2,000.24	2,000.24	3,200.00	3,200.00
Budget Detail										
Budget Code	Description			Units	Price	Amount				
2023-2024	COMPUTER,MONITOR(INCL TECHTIME @ 3 HRS) -LIB CLK			1.00	1,600.00	1,600.00				
2023-2024	COMPUTER,MONITOR(INCL TECHTIME @ 3HRS)-LIBRARIAN			1.00	1,600.00	1,600.00				
10-650-5600-0000	CAPITAL OUTLY - INVENTORY	3,585.00	3,584.17	0.00	0.00	0.00	0.00	0.00	0.00	0.00
ReportGroup: 430 - Capital Outlay Total:		4,768.00	4,766.74	2,692.00	2,691.11	3,000.00	2,000.24	2,000.24	3,200.00	3,200.00
Department: 650 - COUNTY LIBRARY Total:		196,802.25	182,700.28	204,299.42	193,811.14	207,037.00	189,552.06	204,762.47	210,727.00	210,727.00
Department: 660 - PARKS										
ReportGroup: 420 - Other Services & Charges										
10-660-4710-0000	INSURANCE/BONDS	2,063.00	2,063.00	2,387.00	2,387.00	2,905.00	2,905.00	2,905.00	3,050.00	3,050.00
10-660-4740-0000	UTILITIES	483.00	480.73	500.00	487.33	500.00	461.00	500.00	545.00	545.00
10-660-4750-0000	REPAIRS & MAINTENANCE	2,719.00	2,501.17	2,738.00	1,440.00	2,601.00	1,821.41	2,422.48	3,210.00	3,210.00
Budget Detail										
Budget Code	Description			Units	Price	Amount				
2023-2024	MISC REPAIRS			1.00	1,560.00	1,560.00				
2023-2024	SEPTIC MAINT - MAURITZ			1.00	1,650.00	1,650.00				
ReportGroup: 420 - Other Services & Charges Total:		5,265.00	5,044.90	5,625.00	4,314.33	6,006.00	5,187.41	5,827.48	6,805.00	6,805.00
Department: 660 - PARKS Total:		5,265.00	5,044.90	5,625.00	4,314.33	6,006.00	5,187.41	5,827.48	6,805.00	6,805.00
Department: 665 - AG EXTENSION SERVICE										
ReportGroup: 400 - Payroll Expenses										
10-665-4073-0000	SALARY, SUPL EXTENSION AGT	11,108.00	11,107.98	11,553.00	11,773.84	11,900.00	10,984.56	11,900.00	12,376.00	12,376.00
10-665-4074-0000	SALARY, SUPL EXTENSION AGT	11,108.00	11,107.98	11,553.00	11,552.84	11,900.00	10,984.56	11,900.00	12,376.00	12,376.00
10-665-4085-0000	LONGEVITY	208.00	208.00	304.00	304.00	0.00	0.00	0.00	152.00	152.00
10-665-4150-0000	SALARY, SECRETARIES	37,517.00	32,814.37	37,955.00	32,975.91	40,189.00	36,222.40	40,189.00	41,797.00	41,797.00
10-665-4201-0000	FRG BENE, SOC SEC TAXES	4,586.00	4,039.07	4,776.00	4,078.85	4,896.00	4,086.11	4,420.38	5,103.00	5,103.00
10-665-4202-0000	FRG BENE, GROUP INS	12,896.00	12,895.44	13,874.00	14,577.66	18,949.00	17,369.88	18,901.59	19,717.00	19,717.00
10-665-4203-0000	FRG BENE, RETIREMENT	3,614.00	3,161.15	4,003.00	3,378.92	3,839.00	3,454.39	3,842.42	4,044.00	4,044.00
10-665-4204-0000	FRG BENE, WORK COMP	87.00	72.96	79.00	64.92	69.00	51.80	51.80	56.00	56.00

Budget - ADOPTED

For Fiscal: 2022-2023 Period Ending: 08/31/2023

Defined Budgets

		2020-2021 Total Budget	2020-2021 Total Activity	2021-2022 Total Budget	2021-2022 Total Activity	2022-2023 Total Budget	2022-2023 YTD Activity	2022-2023 PJ	2023-2024 PROPOSED	2023-2024 2023-2024
10-665-4206-0000	FRG BENE, UNEMPLOYMENT C...	30.00	27.42	20.00	28.11	32.00	29.14	32.27	41.00	41.00
ReportGroup: 400 - Payroll Expenses Total:		81,154.00	75,434.37	84,117.00	78,735.05	91,774.00	83,182.84	91,237.46	95,662.00	95,662.00
ReportGroup: 410 - Supplies										
10-665-4310-0000	OFFICE SUPPLIES & EXPENSE	3,948.00	2,275.21	2,616.00	2,612.37	2,910.00	2,194.04	2,336.18	3,000.00	3,000.00
ReportGroup: 410 - Supplies Total:		3,948.00	2,275.21	2,616.00	2,612.37	2,910.00	2,194.04	2,336.18	3,000.00	3,000.00
ReportGroup: 420 - Other Services & Charges										
10-665-4620-0000	COMMUNICATIONS	2,843.00	2,797.72	2,585.00	2,381.17	2,399.00	2,348.48	2,376.60	2,616.00	2,616.00
Budget Detail										
Budget Code	Description			Units	Price	Amount				
2023-2024	CELL REIMB			12.00	50.00	600.00				
2023-2024	PHONE			12.00	168.00	2,016.00				
10-665-4680-0000	TRAVEL/TRAINING	200.00	0.00	200.00	163.75	200.00	193.79	257.74	250.00	250.00
10-665-4684-0000	TRAVEL, EXTENSION AGENT	5,000.00	3,397.28	5,858.00	5,341.12	5,290.00	5,152.20	5,214.38	6,000.00	6,000.00
10-665-4685-0000	TRAVEL, EXTENSION AGENT	5,000.00	4,659.27	6,184.00	6,066.11	6,000.00	5,736.28	5,500.00	6,500.00	6,500.00
10-665-4760-0000	SUPPORT & MAINTENANCE	242.00	241.82	530.00	504.11	530.00	406.31	540.39	0.00	0.00
10-665-4770-0000	RENTAL	3,000.00	2,995.44	3,000.00	2,995.44	2,350.00	2,344.37	2,344.37	1,884.00	1,884.00
ReportGroup: 420 - Other Services & Charges Total:		16,285.00	14,091.53	18,357.00	17,451.70	16,769.00	16,181.43	16,233.48	17,250.00	17,250.00
ReportGroup: 430 - Capital Outlay										
10-665-5600-0000	CAPITAL OUTLAY - INVENTORY	1,100.00	869.00	1,191.00	1,191.00	1,007.00	0.00	1,300.00	1,450.00	1,450.00
Budget Detail										
Budget Code	Description			Units	Price	Amount				
2023-2024	COMPUTER - COST SHARE			1.00	850.00	850.00				
2023-2024	PRINTER			1.00	600.00	600.00				
ReportGroup: 430 - Capital Outlay Total:		1,100.00	869.00	1,191.00	1,191.00	1,007.00	0.00	1,300.00	1,450.00	1,450.00
Department: 665 - AG EXTENSION SERVICE Total:		102,487.00	92,670.11	106,281.00	99,990.12	112,460.00	101,558.31	111,107.12	117,362.00	117,362.00
Department: 670 - SOIL CONSERVATION										
ReportGroup: 420 - Other Services & Charges										
10-670-4846-0000	JC SOIL & WATER CONSERVATI...	3,000.00	3,000.00	3,000.00	3,000.00	3,000.00	3,000.00	3,000.00	3,000.00	3,000.00
ReportGroup: 420 - Other Services & Charges Total:		3,000.00	3,000.00	3,000.00	3,000.00	3,000.00	3,000.00	3,000.00	3,000.00	3,000.00
Department: 670 - SOIL CONSERVATION Total:		3,000.00	3,000.00	3,000.00	3,000.00	3,000.00	3,000.00	3,000.00	3,000.00	3,000.00

Budget - ADOPTED

For Fiscal: 2022-2023 Period Ending: 08/31/2023

Defined Budgets

		2020-2021 Total Budget	2020-2021 Total Activity	2021-2022 Total Budget	2021-2022 Total Activity	2022-2023 Total Budget	2022-2023 YTD Activity	2022-2023 PJ	2023-2024 PROPOSED	2023-2024 2023-2024
Department: 680 - DEBT SERVICE										
ReportGroup: 460 - Debt Service										
10-680-6300-0000	PRINCIPAL, OTHER INDEBTEDN...	0.00	0.00	3,680.00	3,680.00	2,507.00	2,506.14	2,507.00	3,680.00	3,680.00
Budget Detail										
Budget Code	Description			Units	Price	Amount				
2023-2024	AXON - TASER NOTE (SO)			1.00	3,680.00	3,680.00				
ReportGroup: 460 - Debt Service Total:		0.00	0.00	3,680.00	3,680.00	2,507.00	2,506.14	2,507.00	3,680.00	3,680.00
Department: 680 - DEBT SERVICE Total:		0.00	0.00	3,680.00	3,680.00	2,507.00	2,506.14	2,507.00	3,680.00	3,680.00
Department: 700 - TRANSFERS OUT										
ReportGroup: 490 - Other										
10-700-7012-0000	TRS TO PERMANENT IMPROV...	174,296.00	174,296.00	45,000.00	45,000.00	574,196.00	574,196.00	574,196.00	1,510,331.00	2,610,331.00
10-700-7036-0000	TRS TO HISTORICAL COMMISSI...	1,181.00	1,181.00	1,303.00	1,303.00	1,429.00	1,429.00	1,429.00	4,702.00	4,702.00
10-700-7039-0000	TRS TO BRIDGE REPLACEMENT	50,000.00	50,000.00	50,000.00	50,000.00	50,000.00	50,000.00	50,000.00	50,000.00	50,000.00
10-700-7040-0000	TRS TO GEN R&B	532.01	619,722.00	0.00	0.00	0.00	0.00	0.00	0.00	0.00
10-700-7041-0000	TRS TO R&B #1	443,854.75	443,854.75	458,744.00	458,744.00	466,741.00	466,741.00	466,741.00	475,870.00	475,870.00
10-700-7042-0000	TRS TO R&B #2	467,875.00	467,875.00	479,088.00	479,088.00	477,480.00	477,480.00	477,480.00	488,744.00	488,744.00
10-700-7043-0000	TRS TO R&B #3	360,280.00	360,280.00	378,828.00	378,828.00	381,240.00	381,240.00	381,240.00	387,447.00	387,447.00
10-700-7044-0000	TRS TO R&B #4	589,964.00	589,964.00	610,666.00	610,666.00	622,833.00	622,833.00	622,833.00	628,334.00	628,334.00
10-700-7050-0000	TRS TO EQUIP REPLACEMENT #1	20,000.00	20,000.00	20,000.00	20,000.00	20,000.00	20,000.00	20,000.00	20,000.00	20,000.00
10-700-7051-0000	TRS TO EQUIP REPLACEMENT #2	20,000.00	20,000.00	20,000.00	20,000.00	20,000.00	20,000.00	20,000.00	20,000.00	20,000.00
10-700-7052-0000	TRS TO EQUIP REPLACEMENT #3	20,000.00	20,000.00	20,000.00	20,000.00	20,000.00	20,000.00	20,000.00	20,000.00	20,000.00
10-700-7053-0000	TRS TO EQUIP REPLACEMENT #4	20,000.00	20,000.00	20,000.00	20,000.00	20,000.00	20,000.00	20,000.00	20,000.00	20,000.00
10-700-7055-0000	TRS TO CONSTRUCTION GRTS	0.00	0.00	0.00	0.00	270.99	270.99	0.00	0.00	0.00
10-700-7080-0000	TRS TO AIRPORT	0.00	0.00	0.00	0.00	0.00	0.00	0.00	44,000.00	44,000.00
ReportGroup: 490 - Other Total:		2,167,982.76	2,787,172.75	2,103,629.00	2,103,629.00	2,654,189.99	2,654,189.99	2,653,919.00	3,669,428.00	4,769,428.00
Department: 700 - TRANSFERS OUT Total:		2,167,982.76	2,787,172.75	2,103,629.00	2,103,629.00	2,654,189.99	2,654,189.99	2,653,919.00	3,669,428.00	4,769,428.00
Expense Total:		11,871,037.84	11,872,419.52	12,793,621.85	12,172,140.30	14,029,185.83	12,747,226.92	13,855,429.94	15,503,356.68	16,607,910.68
Fund: 10 - GENERAL Surplus (Deficit):		(49,243.65)	143,122.49	778.18	715,365.96	6,080.84	1,674,115.16	850,474.82	1,134,277.39	49,172.39

Budget - ADOPTED

For Fiscal: 2022-2023 Period Ending: 08/31/2023

Defined Budgets

	2020-2021 Total Budget	2020-2021 Total Activity	2021-2022 Total Budget	2021-2022 Total Activity	2022-2023 Total Budget	2022-2023 YTD Activity	2022-2023 PJ	2023-2024 PROPOSED	2023-2024 2023-2024
Fund: 12 - PERMANENT IMPROVEMENT									
Revenue									
Department: 360 - INTEREST									
ReportGroup: 350 - Miscellaneous Revenue									
12-360-3600-0000	4,800.00	1,210.95	1,000.00	10,383.69	5,500.00	57,397.96	69,369.40	68,000.00	68,000.00
Budget Detail									
Budget Code	Description			Units	Price	Amount			
2023-2024	INTEREST ON REMAINDER			1.00	(24,000.00)	(24,000.00)			
2023-2024	NEW JAIL INTEREST			1.00	(44,000.00)	(44,000.00)			
ReportGroup: 350 - Miscellaneous Revenue Total:	4,800.00	1,210.95	1,000.00	10,383.69	5,500.00	57,397.96	69,369.40	68,000.00	68,000.00
Department: 360 - INTEREST Total:	4,800.00	1,210.95	1,000.00	10,383.69	5,500.00	57,397.96	69,369.40	68,000.00	68,000.00
Department: 367 - CONTRIBUTIONS & DONATIONS									
ReportGroup: 350 - Miscellaneous Revenue									
12-367-3670-0000	0.00	0.00	0.00	50,000.00	0.00	0.00	0.00	0.00	0.00
ReportGroup: 350 - Miscellaneous Revenue Total:	0.00	0.00	0.00	50,000.00	0.00	0.00	0.00	0.00	0.00
Department: 367 - CONTRIBUTIONS & DONATIONS Total:	0.00	0.00	0.00	50,000.00	0.00	0.00	0.00	0.00	0.00
Department: 390 - OTHER FINANCING SOURCES									
ReportGroup: 390 - Other revenue									
12-390-3910-0000	174,296.00	174,296.00	45,000.00	45,000.00	574,196.00	574,196.00	574,196.00	1,510,331.00	2,610,331.00
ReportGroup: 390 - Other revenue Total:	174,296.00	174,296.00	45,000.00	45,000.00	574,196.00	574,196.00	574,196.00	1,510,331.00	2,610,331.00
Department: 390 - OTHER FINANCING SOURCES Total:	174,296.00	174,296.00	45,000.00	45,000.00	574,196.00	574,196.00	574,196.00	1,510,331.00	2,610,331.00
Revenue Total:	179,096.00	175,506.95	46,000.00	105,383.69	579,696.00	631,593.96	643,565.40	1,578,331.00	2,678,331.00
Expense									
Department: 406 - EMERGENCY MGMT									
ReportGroup: 430 - Capital Outlay									
12-406-5500-0000	0.00	0.00	0.00	0.00	0.00	0.00	0.00	812,521.00	812,521.00
Budget Detail									
Budget Code	Description			Units	Price	Amount			
2023-2024	COMMUNICATIONS			1.00	762,521.00	762,521.00			
2023-2024	ESD & FIRE DEPART RADIO MATCH			1.00	50,000.00	50,000.00			
ReportGroup: 430 - Capital Outlay Total:	0.00	0.00	0.00	0.00	0.00	0.00	0.00	812,521.00	812,521.00
Department: 406 - EMERGENCY MGMT Total:	0.00	0.00	0.00	0.00	0.00	0.00	0.00	812,521.00	812,521.00

Budget - ADOPTED

For Fiscal: 2022-2023 Period Ending: 08/31/2023

Defined Budgets

		2020-2021 Total Budget	2020-2021 Total Activity	2021-2022 Total Budget	2021-2022 Total Activity	2022-2023 Total Budget	2022-2023 YTD Activity	2022-2023 PJ	2023-2024 PROPOSED	2023-2024 2023-2024
Department: 516 - PERMANENT IMPROVEMENT										
ReportGroup: 420 - Other Services & Charges										
12-516-4750-0000	REPAIR & MAINTENANCE	34,200.00	21,025.85	43,177.00	39,956.47	26,846.00	26,445.87	26,446.00	42,000.00	42,000.00
Budget Detail										
Budget Code	Description			Units	Price	Amount				
2023-2024	CRTHS: ELECTRICAL REWIRE			1.00	20,000.00	20,000.00				
2023-2024	CRTHS: LED LIGHTING			1.00	2,000.00	2,000.00				
2023-2024	CRTHS: RESEAL GUTTERS			1.00	2,800.00	2,800.00				
2023-2024	MISC REPAIRS			1.00	5,392.00	5,392.00				
2023-2024	SB: AUD: LIGHTING REPLACED			1.00	6,750.00	6,750.00				
2023-2024	SB: LED LIGHTING			1.00	2,000.00	2,000.00				
2023-2024	TEMCO ROOF WARRANTIES			1.00	3,058.00	3,058.00				
ReportGroup: 420 - Other Services & Charges Total:		34,200.00	21,025.85	43,177.00	39,956.47	26,846.00	26,445.87	26,446.00	42,000.00	42,000.00
ReportGroup: 430 - Capital Outlay										
12-516-5500-0000	CAPITAL OUTLAY	490,000.00	0.00	420,823.00	82,401.21	965,354.00	774,883.45	937,697.98	761,300.00	1,261,300.00
Budget Detail										
Budget Code	Description			Units	Price	Amount				
2023-2024	CRTHSE: EOC-A/C			1.00	3,500.00	3,500.00				
2023-2024	CRTHSE: PACKAGE UNIT ADA			1.00	18,000.00	18,000.00				
2023-2024	CRTHSE: PACKAGE UNIT TAX			1.00	18,000.00	18,000.00				
2023-2024	CRTHSE: PARKING LOT: PAVE & STRIPE			1.00	18,000.00	18,000.00				
2023-2024	CRTHSE: STRUCTURAL ENGINEER - IMPACT GLASS			1.00	25,000.00	25,000.00				
2023-2024	MUSEUM: OLD JAIL RENOVATION			1.00	678,800.00	678,800.00				
2023-2024	NOT SPECIFIED			1.00	500,000.00	500,000.00				
ReportGroup: 430 - Capital Outlay Total:		490,000.00	0.00	420,823.00	82,401.21	965,354.00	774,883.45	937,697.98	761,300.00	1,261,300.00
Department: 516 - PERMANENT IMPROVEMENT Total:		524,200.00	21,025.85	464,000.00	122,357.68	992,200.00	801,329.32	964,143.98	803,300.00	1,303,300.00
Expense Total:		524,200.00	21,025.85	464,000.00	122,357.68	992,200.00	801,329.32	964,143.98	1,615,821.00	2,115,821.00
Fund: 12 - PERMANENT IMPROVEMENT Surplus (Deficit):		(345,104.00)	154,481.10	(418,000.00)	(16,973.99)	(412,504.00)	(169,735.36)	(320,578.58)	(37,490.00)	562,510.00

Budget - ADOPTED

For Fiscal: 2022-2023 Period Ending: 08/31/2023

Defined Budgets

		2020-2021 Total Budget	2020-2021 Total Activity	2021-2022 Total Budget	2021-2022 Total Activity	2022-2023 Total Budget	2022-2023 YTD Activity	2022-2023 PJ	2023-2024 PROPOSED	2023-2024 2023-2024
Fund: 15 - COMMISSARY TELEPHONE										
Revenue										
Department: 342 - CHARGES FOR SERVICES										
ReportGroup: 330 - Charges for Services										
15-342-3265-0000	TELEPHONE SALES/COMMISSI...	47,500.00	46,171.24	45,000.00	50,969.18	50,000.00	41,730.09	43,408.75	45,000.00	45,000.00
ReportGroup: 330 - Charges for Services Total:		47,500.00	46,171.24	45,000.00	50,969.18	50,000.00	41,730.09	43,408.75	45,000.00	45,000.00
Department: 342 - CHARGES FOR SERVICES Total:		47,500.00	46,171.24	45,000.00	50,969.18	50,000.00	41,730.09	43,408.75	45,000.00	45,000.00
Revenue Total:		47,500.00	46,171.24	45,000.00	50,969.18	50,000.00	41,730.09	43,408.75	45,000.00	45,000.00
Expense										
Department: 563 - COMMISSIONS, TELEPHONE										
ReportGroup: 400 - Payroll Expenses										
15-563-4071-0000	UNIFORM ALLOWANCE	4,500.00	4,200.94	4,200.00	4,197.70	4,200.00	3,840.21	4,200.00	4,200.00	4,200.00
15-563-4201-0000	FRG BENE, SOC SEC TAXES	345.00	295.82	299.00	292.76	322.00	274.84	290.64	322.00	322.00
15-563-4203-0000	FRG BENE, RETIREMENT	432.00	402.23	450.00	427.37	402.00	366.28	406.72	405.00	405.00
15-563-4204-0000	FRG BENE, WORK COMP	59.00	53.04	44.00	58.36	61.00	60.48	60.48	67.00	67.00
15-563-4206-0000	FRG BENE, UNEMPLOYMENT C...	3.00	2.04	3.00	2.03	3.00	2.20	2.51	3.00	3.00
ReportGroup: 400 - Payroll Expenses Total:		5,339.00	4,954.07	4,996.00	4,978.22	4,988.00	4,544.01	4,960.35	4,997.00	4,997.00
ReportGroup: 410 - Supplies										
15-563-4310-0000	OFFICE SUPPLIES & EXPENSES	700.00	698.53	600.00	560.41	600.00	0.00	0.00	600.00	600.00
15-563-4445-0000	SUPPLIES, LAW ENFORCEMENT	6,286.00	6,285.96	10,120.00	8,671.28	2,697.00	850.00	1,130.50	5,000.00	5,000.00
ReportGroup: 410 - Supplies Total:		6,986.00	6,984.49	10,720.00	9,231.69	3,297.00	850.00	1,130.50	5,600.00	5,600.00
ReportGroup: 420 - Other Services & Charges										
15-563-4685-0000	UNIFORMS	179.00	0.00	350.00	0.00	350.00	228.75	304.24	350.00	350.00
15-563-4950-0000	UNCLASSIFIED	11,272.00	759.50	4,128.00	0.00	4,695.00	4,694.43	4,694.43	4,695.00	4,695.00
ReportGroup: 420 - Other Services & Charges Total:		11,451.00	759.50	4,478.00	0.00	5,045.00	4,923.18	4,998.67	5,045.00	5,045.00
ReportGroup: 430 - Capital Outlay										
15-563-5500-0000	CAPITAL OUTLAY	0.00	0.00	46,000.00	14,640.00	66,982.00	66,537.97	66,537.97	50,000.00	50,000.00
Budget Detail										
Budget Code	Description			Units	Price	Amount				
2023-2024	VEHICLE K-9 PORTION TRS 10-560			1.00	50,000.00	50,000.00				
15-563-5600-0000	CAPITAL OUTLAY - INVENTORY	513.00	512.46	400.00	379.98	0.00	0.00	0.00	0.00	0.00
ReportGroup: 430 - Capital Outlay Total:		513.00	512.46	46,400.00	15,019.98	66,982.00	66,537.97	66,537.97	50,000.00	50,000.00
Department: 563 - COMMISSIONS, TELEPHONE Total:		24,289.00	13,210.52	66,594.00	29,229.89	80,312.00	76,855.16	77,627.49	65,642.00	65,642.00

Budget - ADOPTED

For Fiscal: 2022-2023 Period Ending: 08/31/2023

Defined Budgets

	2020-2021 Total Budget	2020-2021 Total Activity	2021-2022 Total Budget	2021-2022 Total Activity	2022-2023 Total Budget	2022-2023 YTD Activity	2022-2023 PJ	2023-2024 PROPOSED	2023-2024 2023-2024
Department: 700 - TRANSFERS OUT									
ReportGroup: 490 - Other									
15-700-7010-0000									
TRs TO GENERAL	0.00	0.00	0.00	0.00	2,340.00	2,340.00	2,340.00	0.00	0.00
ReportGroup: 490 - Other Total:	0.00	0.00	0.00	0.00	2,340.00	2,340.00	2,340.00	0.00	0.00
Department: 700 - TRANSFERS OUT Total:	0.00	0.00	0.00	0.00	2,340.00	2,340.00	2,340.00	0.00	0.00
Expense Total:	24,289.00	13,210.52	66,594.00	29,229.89	82,652.00	79,195.16	79,967.49	65,642.00	65,642.00
Fund: 15 - COMMISSARY TELEPHONE Surplus (Deficit):	23,211.00	32,960.72	(21,594.00)	21,739.29	(32,652.00)	(37,465.07)	(36,558.74)	(20,642.00)	(20,642.00)

Budget - ADOPTED

For Fiscal: 2022-2023 Period Ending: 08/31/2023

Defined Budgets

	2020-2021 Total Budget	2020-2021 Total Activity	2021-2022 Total Budget	2021-2022 Total Activity	2022-2023 Total Budget	2022-2023 YTD Activity	2022-2023 PJ	2023-2024 PROPOSED	2023-2024 2023-2024
Fund: 17 - DISTRICT ATTORNEY-HOT CHK									
Revenue									
Department: 340 - CHARGES FOR SERVICES									
ReportGroup: 330 - Charges for Services									
17-340-3460-0000									
HOT CHECK FEES, DIST ATTY	250.00	150.00	250.00	250.00	0.00	225.00	299.25	0.00	0.00
ReportGroup: 330 - Charges for Services Total:	250.00	150.00	250.00	250.00	0.00	225.00	299.25	0.00	0.00
Department: 340 - CHARGES FOR SERVICES Total:	250.00	150.00	250.00	250.00	0.00	225.00	299.25	0.00	0.00
Revenue Total:	250.00	150.00	250.00	250.00	0.00	225.00	299.25	0.00	0.00
Expense									
Department: 437 - CRIMINAL DISTRICT ATTORNY									
ReportGroup: 400 - Payroll Expenses									
17-437-4180-0000									
SALARY, PART TIME SECRETARI...	3,000.00	0.00	3,000.00	1,829.53	1,500.00	0.00	0.00	1,960.00	1,960.00
17-437-4201-0000									
FRG BENE, SOC SEC TAXES	230.00	0.00	230.00	139.96	115.00	0.00	0.00	150.00	150.00
17-437-4203-0000									
FRG BENE, RETIREMENT	288.00	0.00	306.00	173.26	144.00	0.00	0.00	185.00	185.00
17-437-4204-0000									
FRG BENE, WORK COMP	6.00	0.00	6.00	2.48	3.00	0.00	0.00	2.00	2.00
17-437-4206-0000									
FRG BENE, UNEMPLOYMENT C...	2.00	0.00	2.00	0.91	1.00	0.00	0.00	1.00	1.00
ReportGroup: 400 - Payroll Expenses Total:	3,526.00	0.00	3,544.00	2,146.14	1,763.00	0.00	0.00	2,298.00	2,298.00
ReportGroup: 420 - Other Services & Charges									
17-437-4950-0000									
UNCLASSIFIED	0.00	0.00	0.00	0.00	200.00	0.00	0.00	0.00	0.00
ReportGroup: 420 - Other Services & Charges Total:	0.00	0.00	0.00	0.00	200.00	0.00	0.00	0.00	0.00
Department: 437 - CRIMINAL DISTRICT ATTORNY Total:	3,526.00	0.00	3,544.00	2,146.14	1,963.00	0.00	0.00	2,298.00	2,298.00
Expense Total:	3,526.00	0.00	3,544.00	2,146.14	1,963.00	0.00	0.00	2,298.00	2,298.00
Fund: 17 - DISTRICT ATTORNEY-HOT CHK Surplus (Deficit):	(3,276.00)	150.00	(3,294.00)	(1,896.14)	(1,963.00)	225.00	299.25	(2,298.00)	(2,298.00)

Budget - ADOPTED

For Fiscal: 2022-2023 Period Ending: 08/31/2023

Defined Budgets

	2020-2021 Total Budget	2020-2021 Total Activity	2021-2022 Total Budget	2021-2022 Total Activity	2022-2023 Total Budget	2022-2023 YTD Activity	2022-2023 PJ	2023-2024 PROPOSED	2023-2024 2023-2024
Fund: 18 - ELECTIONS ADMINISTRATION									
Revenue									
Department: 330 - FEDERAL GRANTS									
ReportGroup: 320 - Intergovernmental Revenue									
18-330-3111-0000									
HAVA - SECURITY	0.00	0.00	0.00	184.12	0.00	0.00	0.00	0.00	0.00
18-330-3111-FE06									
HAVA - SECURITY	0.00	0.00	0.00	0.00	0.00	53,198.24	53,198.24	0.00	0.00
18-330-3114-0000									
HAVA - CARES	0.00	0.00	0.00	0.00	0.00	(15.20)	(15.20)	0.00	0.00
ReportGroup: 320 - Intergovernmental Revenue Total:	0.00	0.00	0.00	184.12	0.00	53,183.04	53,183.04	0.00	0.00
Department: 330 - FEDERAL GRANTS Total:	0.00	0.00	0.00	184.12	0.00	53,183.04	53,183.04	0.00	0.00
Department: 340 - CHARGES FOR SERVICES									
ReportGroup: 330 - Charges for Services									
18-340-3440-0000									
ELECTION ADMIN FEE-CO CLK	2,400.00	1,606.90	5,156.54	4,995.18	1,000.00	5,455.57	3,470.62	1,000.00	1,000.00
ReportGroup: 330 - Charges for Services Total:	2,400.00	1,606.90	5,156.54	4,995.18	1,000.00	5,455.57	3,470.62	1,000.00	1,000.00
Department: 340 - CHARGES FOR SERVICES Total:	2,400.00	1,606.90	5,156.54	4,995.18	1,000.00	5,455.57	3,470.62	1,000.00	1,000.00
Department: 360 - INTEREST									
ReportGroup: 350 - Miscellaneous Revenue									
18-360-3600-0000									
INTEREST	0.00	293.98	100.00	342.68	15.00	422.09	716.36	200.00	200.00
ReportGroup: 350 - Miscellaneous Revenue Total:	0.00	293.98	100.00	342.68	15.00	422.09	716.36	200.00	200.00
Department: 360 - INTEREST Total:	0.00	293.98	100.00	342.68	15.00	422.09	716.36	200.00	200.00
Department: 367 - CONTRIBUTIONS & DONATIONS									
ReportGroup: 350 - Miscellaneous Revenue									
18-367-3670-0000									
CONTRIBUTIONS & DONATIONS	10,030.01	0.00	0.00	0.00	0.00	0.00	0.00	0.00	0.00
ReportGroup: 350 - Miscellaneous Revenue Total:	10,030.01	0.00	0.00	0.00	0.00	0.00	0.00	0.00	0.00
Department: 367 - CONTRIBUTIONS & DONATIONS Total:	10,030.01	0.00	0.00	0.00	0.00	0.00	0.00	0.00	0.00
Revenue Total:	12,430.01	1,900.88	5,256.54	5,521.98	1,015.00	59,060.70	57,370.02	1,200.00	1,200.00
Expense									
Department: 403 - COUNTY CLERK									
ReportGroup: 400 - Payroll Expenses									
18-403-4180-0000									
SALARY, PART TIME SECRETARI...	0.00	0.00	3,393.05	3,393.05	0.00	1,223.25	1,223.25	0.00	0.00
18-403-4195-0000									
SALARY, OVERTIME	1,372.00	1,371.24	0.00	0.00	0.00	1,584.09	1,584.09	0.00	0.00
18-403-4201-0000									
FRG BENE, SOC SEC TAXES	105.00	104.90	263.49	263.49	0.00	214.74	200.58	0.00	0.00
18-403-4203-0000									
FRG BENE, RETIREMENT	130.00	129.86	0.00	0.00	0.00	145.27	145.27	0.00	0.00
18-403-4204-0000									
FRG BENE, WORK COMP	0.00	0.00	0.00	0.00	0.00	1.14	1.14	0.00	0.00

Budget - ADOPTED

For Fiscal: 2022-2023 Period Ending: 08/31/2023

Defined Budgets

		2020-2021 Total Budget	2020-2021 Total Activity	2021-2022 Total Budget	2021-2022 Total Activity	2022-2023 Total Budget	2022-2023 YTD Activity	2022-2023 PJ	2023-2024 PROPOSED	2023-2024 2023-2024
18-403-4206-0000	FRG BENE, UNEMPLOYMENT C...	0.00	0.68	0.00	0.00	0.00	0.78	0.78	0.00	0.00
	ReportGroup: 400 - Payroll Expenses Total:	1,607.00	1,606.68	3,656.54	3,656.54	0.00	3,169.27	3,155.11	0.00	0.00
	ReportGroup: 410 - Supplies									
18-403-4310-0000	OFFICE SUPPLIES & EXPENSES	65.00	65.00	100.00	0.00	100.00	0.00	0.00	100.00	100.00
	ReportGroup: 410 - Supplies Total:	65.00	65.00	100.00	0.00	100.00	0.00	0.00	100.00	100.00
	ReportGroup: 420 - Other Services & Charges									
18-403-4680-0000	TRAVEL/TRAINING	1,935.00	0.00	2,100.00	0.00	2,100.00	0.00	0.00	2,100.00	2,100.00
18-403-4950-0000	UNCLASSIFIED	2,858.00	0.00	4,000.00	0.00	4,500.00	0.00	0.00	4,500.00	4,500.00
	ReportGroup: 420 - Other Services & Charges Total:	4,793.00	0.00	6,100.00	0.00	6,600.00	0.00	0.00	6,600.00	6,600.00
	Department: 403 - COUNTY CLERK Total:	6,465.00	1,671.68	9,856.54	3,656.54	6,700.00	3,169.27	3,155.11	6,700.00	6,700.00
	Department: 493 - ELECTIONS, PUBLIC HEALTH									
	ReportGroup: 400 - Payroll Expenses									
18-493-4000-0000	SALARIES/WAGES	2,976.68	2,976.68	0.00	0.00	0.00	0.00	0.00	0.00	0.00
18-493-4201-0000	FRG BENE, SOC SEC TAXES	123.09	123.09	0.00	0.00	0.00	0.00	0.00	0.00	0.00
18-493-4203-0000	FRG BENE, RETIREMENT	156.95	156.95	0.00	0.00	0.00	0.00	0.00	0.00	0.00
18-493-4206-0000	FRG BENE, UNEMPLOYMENT C...	0.79	0.79	0.00	0.00	0.00	0.00	0.00	0.00	0.00
	ReportGroup: 400 - Payroll Expenses Total:	3,257.51	3,257.51	0.00	0.00	0.00	0.00	0.00	0.00	0.00
	ReportGroup: 410 - Supplies									
18-493-4350-0000	SUPPLIES & PARTS	1,372.00	386.66	0.00	0.00	0.00	0.00	0.00	0.00	0.00
	ReportGroup: 410 - Supplies Total:	1,372.00	386.66	0.00	0.00	0.00	0.00	0.00	0.00	0.00
	ReportGroup: 420 - Other Services & Charges									
18-493-4689-0000	TRAINING, VOTER EDUCATION	742.49	0.00	0.00	0.00	0.00	0.00	0.00	0.00	0.00
	ReportGroup: 420 - Other Services & Charges Total:	742.49	0.00	0.00	0.00	0.00	0.00	0.00	0.00	0.00
	ReportGroup: 430 - Capital Outlay									
18-493-5500-0000	CAPTIAL OUTLAY	10,030.01	0.00	0.00	0.00	0.00	0.00	0.00	0.00	0.00
	ReportGroup: 430 - Capital Outlay Total:	10,030.01	0.00	0.00	0.00	0.00	0.00	0.00	0.00	0.00
	Department: 493 - ELECTIONS, PUBLIC HEALTH Total:	15,402.01	3,644.17	0.00	0.00	0.00	0.00	0.00	0.00	0.00
	Department: 494 - ELECTIONS, SECURITY									
	ReportGroup: 420 - Other Services & Charges									
18-494-4550-0000	PROFESSIONAL FEES	17,395.00	17,395.00	67,482.00	0.00	17,049.97	0.00	0.00	0.00	0.00
18-494-4640-0000	ELECTION EXPENSES	0.00	0.00	0.00	0.00	4,150.00	4,150.00	4,150.00	0.00	0.00
18-494-4760-0000	SUPPORT & MAINTENANCE	77,400.00	7,904.39	1,000.00	2,695.37	19,449.03	19,449.03	19,449.03	0.00	0.00
	ReportGroup: 420 - Other Services & Charges Total:	94,795.00	25,299.39	68,482.00	2,695.37	40,649.00	23,599.03	23,599.03	0.00	0.00

Budget - ADOPTED

For Fiscal: 2022-2023 Period Ending: 08/31/2023

Defined Budgets

	2020-2021 Total Budget	2020-2021 Total Activity	2021-2022 Total Budget	2021-2022 Total Activity	2022-2023 Total Budget	2022-2023 YTD Activity	2022-2023 PJ	2023-2024 PROPOSED	2023-2024 2023-2024
ReportGroup: 430 - Capital Outlay									
18-494-5500-0000 CAPITAL OUTLAY	5,765.00	5,765.00	0.00	0.00	26,738.00	26,738.00	26,738.00	0.00	0.00
18-494-5600-0000 CAPITAL OUTLAY - INVENTORY	700.00	699.20	0.00	0.00	911.00	910.50	910.50	0.00	0.00
ReportGroup: 430 - Capital Outlay Total:	6,465.00	6,464.20	0.00	0.00	27,649.00	27,648.50	27,648.50	0.00	0.00
Department: 494 - ELECTIONS, SECURITY Total:	101,260.00	31,763.59	68,482.00	2,695.37	68,298.00	51,247.53	51,247.53	0.00	0.00
Expense Total:	123,127.01	37,079.44	78,338.54	6,351.91	74,998.00	54,416.80	54,402.64	6,700.00	6,700.00
Fund: 18 - ELECTIONS ADMINISTRATION Surplus (Deficit):	(110,697.00)	(35,178.56)	(73,082.00)	(829.93)	(73,983.00)	4,643.90	2,967.38	(5,500.00)	(5,500.00)

Budget - ADOPTED

For Fiscal: 2022-2023 Period Ending: 08/31/2023

Defined Budgets

	2020-2021 Total Budget	2020-2021 Total Activity	2021-2022 Total Budget	2021-2022 Total Activity	2022-2023 Total Budget	2022-2023 YTD Activity	2022-2023 PJ	2023-2024 PROPOSED	2023-2024 2023-2024	
Fund: 19 - FORFEITURE-DIST ATTORNEY										
Revenue										
Department: 352 - FORFEITURES										
ReportGroup: 340 - Fines & Forfeitures										
19-352-3520-0000	FORFEITURES RECEIVED	2,000.00	1,335.71	2,000.00	8,199.88	1,000.00	122,681.25	122,681.25	2,000.00	2,000.00
ReportGroup: 340 - Fines & Forfeitures Total:		2,000.00	1,335.71	2,000.00	8,199.88	1,000.00	122,681.25	122,681.25	2,000.00	2,000.00
Department: 352 - FORFEITURES Total:		2,000.00	1,335.71	2,000.00	8,199.88	1,000.00	122,681.25	122,681.25	2,000.00	2,000.00
Department: 360 - INTEREST										
ReportGroup: 350 - Miscellaneous Revenue										
19-360-3600-0000	INTEREST	1,100.00	281.29	150.00	1,769.07	1,000.00	7,502.78	8,907.00	5,000.00	5,000.00
ReportGroup: 350 - Miscellaneous Revenue Total:		1,100.00	281.29	150.00	1,769.07	1,000.00	7,502.78	8,907.00	5,000.00	5,000.00
Department: 360 - INTEREST Total:		1,100.00	281.29	150.00	1,769.07	1,000.00	7,502.78	8,907.00	5,000.00	5,000.00
Revenue Total:		3,100.00	1,617.00	2,150.00	9,968.95	2,000.00	130,184.03	131,588.25	7,000.00	7,000.00
Expense										
Department: 437 - CRIMINAL DISTRICT ATTORNEY										
ReportGroup: 400 - Payroll Expenses										
19-437-4041-0000	SALARY, INVESTIGATOR	8,924.00	8,923.98	9,000.00	7,528.06	9,000.00	6,864.60	9,000.00	9,000.00	9,000.00
19-437-4079-0000	SALARY, SUPPLEMENT	6,000.00	5,999.76	33,688.00	33,688.06	36,861.00	34,025.04	36,861.00	38,096.00	38,096.00
19-437-4180-0000	SALARY, PART TIME SECRETARI...	8,400.00	6,542.98	7,436.00	6,917.74	8,998.00	6,410.75	6,612.98	9,358.00	9,358.00
19-437-4201-0000	FRG BENE, SOC SEC TAXES	1,785.00	1,638.54	3,857.00	3,678.35	4,656.00	3,615.33	3,794.82	4,319.00	4,319.00
19-437-4202-0000	FRG BENE, GROUP INS	2,165.00	2,165.00	2,803.00	2,642.49	2,803.00	2,248.55	2,364.89	0.00	0.00
19-437-4203-0000	FRG BENE, RETIREMENT	2,235.00	2,053.49	5,167.00	4,927.27	5,813.00	4,500.30	4,878.82	5,443.00	5,443.00
19-437-4204-0000	FRG BENE, WORK COMP	146.00	129.26	131.00	149.44	683.00	190.32	190.32	631.00	631.00
19-437-4206-0000	FRG BENE, UNEMPLOYMENT C...	12.00	10.86	26.00	24.17	31.00	23.67	25.95	34.00	34.00
ReportGroup: 400 - Payroll Expenses Total:		29,667.00	27,463.87	62,108.00	59,555.58	68,845.00	57,878.56	63,728.78	66,881.00	66,881.00
ReportGroup: 410 - Supplies										
19-437-4310-0000	OFFICE SUPPLIES & EXPENSES	100.00	14.70	0.00	0.00	0.00	0.00	0.00	0.00	0.00
19-437-4360-0000	FUEL	500.00	88.74	413.00	265.51	500.00	326.02	251.77	500.00	500.00
ReportGroup: 410 - Supplies Total:		600.00	103.44	413.00	265.51	500.00	326.02	251.77	500.00	500.00
ReportGroup: 420 - Other Services & Charges										
19-437-4650-0000	INVESTIGATION	1,200.00	726.50	300.00	1,308.00	1,200.00	0.00	1,340.64	2,000.00	2,000.00
19-437-4750-0000	REPAIRS & MAINTENANCE	900.00	320.54	0.00	0.00	900.00	129.00	171.57	900.00	900.00
ReportGroup: 420 - Other Services & Charges Total:		2,100.00	1,047.04	300.00	1,308.00	2,100.00	129.00	1,512.21	2,900.00	2,900.00

Budget - ADOPTED

For Fiscal: 2022-2023 Period Ending: 08/31/2023

Defined Budgets

	2020-2021 Total Budget	2020-2021 Total Activity	2021-2022 Total Budget	2021-2022 Total Activity	2022-2023 Total Budget	2022-2023 YTD Activity	2022-2023 PJ	2023-2024 PROPOSED	2023-2024 2023-2024
ReportGroup: 430 - Capital Outlay									
19-437-5500-0000 CAPITAL OUTLAY	8,999.00	8,999.00	0.00	0.00	0.00	0.00	0.00	0.00	0.00
ReportGroup: 430 - Capital Outlay Total:	8,999.00	8,999.00	0.00	0.00	0.00	0.00	0.00	0.00	0.00
Department: 437 - CRIMINAL DISTRICT ATTORNEY Total:	41,366.00	37,613.35	62,821.00	61,129.09	71,445.00	58,333.58	65,492.76	70,281.00	70,281.00
Expense Total:	41,366.00	37,613.35	62,821.00	61,129.09	71,445.00	58,333.58	65,492.76	70,281.00	70,281.00
Fund: 19 - FORFEITURE-DIST ATTORNEY Surplus (Deficit):	(38,266.00)	(35,996.35)	(60,671.00)	(51,160.14)	(69,445.00)	71,850.45	66,095.49	(63,281.00)	(63,281.00)

Budget - ADOPTED

For Fiscal: 2022-2023 Period Ending: 08/31/2023

Defined Budgets

	2020-2021 Total Budget	2020-2021 Total Activity	2021-2022 Total Budget	2021-2022 Total Activity	2022-2023 Total Budget	2022-2023 YTD Activity	2022-2023 PJ	2023-2024 PROPOSED	2023-2024 2023-2024
Fund: 21 - FORFEITURE-SHERIFF									
Revenue									
Department: 352 - FORFEITURES									
ReportGroup: 340 - Fines & Forfeitures									
21-352-3520-0000									
FORFEITURES RECEIVED	0.00	2,246.38	0.00	0.00	0.00	53,775.76	53,775.76	0.00	0.00
ReportGroup: 340 - Fines & Forfeitures Total:	0.00	2,246.38	0.00	0.00	0.00	53,775.76	53,775.76	0.00	0.00
Department: 352 - FORFEITURES Total:	0.00	2,246.38	0.00	0.00	0.00	53,775.76	53,775.76	0.00	0.00
Department: 360 - INTEREST									
ReportGroup: 350 - Miscellaneous Revenue									
21-360-3600-0000									
INTEREST	220.00	57.47	20.00	428.77	200.00	2,094.00	2,577.41	1,500.00	1,500.00
ReportGroup: 350 - Miscellaneous Revenue Total:	220.00	57.47	20.00	428.77	200.00	2,094.00	2,577.41	1,500.00	1,500.00
Department: 360 - INTEREST Total:	220.00	57.47	20.00	428.77	200.00	2,094.00	2,577.41	1,500.00	1,500.00
Revenue Total:	220.00	2,303.85	20.00	428.77	200.00	55,869.76	56,353.17	1,500.00	1,500.00
Expense									
Department: 560 - SHERIFF									
ReportGroup: 400 - Payroll Expenses									
21-560-4079-0000									
SALARY, SUPPLEMENT	1,703.00	703.00	663.00	637.50	0.00	0.00	0.00	0.00	2,190.00
21-560-4201-0000									
FRG BENE, SOC SEC TAXES	131.00	47.84	51.00	42.71	0.00	0.00	0.00	0.00	168.00
21-560-4202-0000									
FRG BENE, GROUP HEALTH	0.00	0.00	0.00	0.00	0.00	0.00	0.00	0.00	0.00
21-560-4203-0000									
FRG BENE, RETIREMENT	164.00	67.36	68.00	64.87	0.00	0.00	0.00	0.00	212.00
21-560-4204-0000									
FRG BENE, WORK COMP	11.00	9.65	8.00	9.20	0.00	0.00	0.00	0.00	33.00
21-560-4206-0000									
FRG BENE, UNEMPLOYMENT C...	1.00	0.32	1.00	0.33	0.00	0.00	0.00	0.00	2.00
ReportGroup: 400 - Payroll Expenses Total:	2,010.00	828.17	791.00	754.61	0.00	0.00	0.00	0.00	2,605.00
ReportGroup: 410 - Supplies									
21-560-4445-0000									
SUPPLIES, LAW ENFORCEMENT	1,030.00	0.00	1,000.00	0.00	0.00	0.00	0.00	1,000.00	1,000.00
ReportGroup: 410 - Supplies Total:	1,030.00	0.00	1,000.00	0.00	0.00	0.00	0.00	1,000.00	1,000.00
ReportGroup: 420 - Other Services & Charges									
21-560-4650-0000									
INVESTIGATION	2,000.00	16.54	2,000.00	0.00	163.00	0.00	0.00	2,000.00	2,000.00
21-560-4950-0000									
UNCLASSIFIED	2,000.00	2,000.00	2,000.00	0.00	3,748.00	3,426.35	0.00	4,500.00	4,500.00
ReportGroup: 420 - Other Services & Charges Total:	4,000.00	2,016.54	4,000.00	0.00	3,911.00	3,426.35	0.00	6,500.00	6,500.00

Budget - ADOPTED

For Fiscal: 2022-2023 Period Ending: 08/31/2023

Defined Budgets

	2020-2021 Total Budget	2020-2021 Total Activity	2021-2022 Total Budget	2021-2022 Total Activity	2022-2023 Total Budget	2022-2023 YTD Activity	2022-2023 PJ	2023-2024 PROPOSED	2023-2024 2023-2024
ReportGroup: 430 - Capital Outlay									
21-560-5500-0000 CAPITAL OUTLAY	0.00	0.00	0.00	0.00	9,089.00	6,713.76	5,500.00	0.00	0.00
ReportGroup: 430 - Capital Outlay Total:	0.00	0.00	0.00	0.00	9,089.00	6,713.76	5,500.00	0.00	0.00
Department: 560 - SHERIFF Total:	7,040.00	2,844.71	5,791.00	754.61	13,000.00	10,140.11	5,500.00	7,500.00	10,105.00
Expense Total:	7,040.00	2,844.71	5,791.00	754.61	13,000.00	10,140.11	5,500.00	7,500.00	10,105.00
Fund: 21 - FORFEITURE-SHERIFF Surplus (Deficit):	(6,820.00)	(540.86)	(5,771.00)	(325.84)	(12,800.00)	45,729.65	50,853.17	(6,000.00)	(8,605.00)

Budget - ADOPTED

For Fiscal: 2022-2023 Period Ending: 08/31/2023

Defined Budgets

		2020-2021 Total Budget	2020-2021 Total Activity	2021-2022 Total Budget	2021-2022 Total Activity	2022-2023 Total Budget	2022-2023 YTD Activity	2022-2023 PJ	2023-2024 PROPOSED	2023-2024 2023-2024
Fund: 23 - TECHNOLOGY FUND										
Revenue										
Department: 340 - CHARGES FOR SERVICES										
ReportGroup: 330 - Charges for Services										
23-340-3440-0000	COUNTY CLERK	400.00	523.20	425.00	405.00	300.00	364.77	398.44	300.00	300.00
23-340-3470-0000	DISTRICT CLERK	200.00	383.04	300.00	348.77	300.00	261.17	291.95	200.00	200.00
23-340-3481-0000	JP #1	4,200.00	3,925.16	4,200.00	2,657.11	2,000.00	3,478.81	3,964.32	3,000.00	3,000.00
23-340-3482-0000	JP #2	4,500.00	3,856.55	4,000.00	2,863.75	2,000.00	2,343.39	2,657.74	2,000.00	2,000.00
	ReportGroup: 330 - Charges for Services Total:	9,300.00	8,687.95	8,925.00	6,274.63	4,600.00	6,448.14	7,312.45	5,500.00	5,500.00
	Department: 340 - CHARGES FOR SERVICES Total:	9,300.00	8,687.95	8,925.00	6,274.63	4,600.00	6,448.14	7,312.45	5,500.00	5,500.00
	Revenue Total:	9,300.00	8,687.95	8,925.00	6,274.63	4,600.00	6,448.14	7,312.45	5,500.00	5,500.00
Expense										
Department: 403 - COUNTY CLERK										
ReportGroup: 420 - Other Services & Charges										
23-403-4760-0000	SUPPORT & MAINTENANCE	400.00	0.00	850.00	0.00	1,200.00	0.00	0.00	1,500.00	1,500.00
	ReportGroup: 420 - Other Services & Charges Total:	400.00	0.00	850.00	0.00	1,200.00	0.00	0.00	1,500.00	1,500.00
	Department: 403 - COUNTY CLERK Total:	400.00	0.00	850.00	0.00	1,200.00	0.00	0.00	1,500.00	1,500.00
Department: 450 - DISTRICT CLERK										
ReportGroup: 420 - Other Services & Charges										
23-450-4760-0000	SUPPORT & MAINTENANCE	0.00	0.00	500.00	0.00	1,000.00	0.00	0.00	1,200.00	1,200.00
	ReportGroup: 420 - Other Services & Charges Total:	0.00	0.00	500.00	0.00	1,000.00	0.00	0.00	1,200.00	1,200.00
	Department: 450 - DISTRICT CLERK Total:	0.00	0.00	500.00	0.00	1,000.00	0.00	0.00	1,200.00	1,200.00
Department: 454 - Department 454										
ReportGroup: 420 - Other Services & Charges										
23-454-4760-0000	SUPPORT & MAINTENANCE	9,100.00	7,174.19	9,200.00	7,349.33	6,000.00	6,000.00	6,000.00	7,106.00	7,106.00
Budget Detail										
Budget Code	Description			Units	Price	Amount				
2023-2024	NETDATA: JP CASE MGT			1.00	3,553.00	3,553.00				
2023-2024	NETDATA: JP CASE MGT			1.00	3,553.00	3,553.00				
23-454-4950-0000	UNCLASSIFIED	2,900.00	0.00	3,000.00	0.00	0.00	0.00	0.00	0.00	0.00
	ReportGroup: 420 - Other Services & Charges Total:	12,000.00	7,174.19	12,200.00	7,349.33	6,000.00	6,000.00	6,000.00	7,106.00	7,106.00
	Department: 454 - Department 454 Total:	12,000.00	7,174.19	12,200.00	7,349.33	6,000.00	6,000.00	6,000.00	7,106.00	7,106.00
	Expense Total:	12,400.00	7,174.19	13,550.00	7,349.33	8,200.00	6,000.00	6,000.00	9,806.00	9,806.00
	Fund: 23 - TECHNOLOGY FUND Surplus (Deficit):	(3,100.00)	1,513.76	(4,625.00)	(1,074.70)	(3,600.00)	448.14	1,312.45	(4,306.00)	(4,306.00)

Budget - ADOPTED

For Fiscal: 2022-2023 Period Ending: 08/31/2023

Defined Budgets

	2020-2021 Total Budget	2020-2021 Total Activity	2021-2022 Total Budget	2021-2022 Total Activity	2022-2023 Total Budget	2022-2023 YTD Activity	2022-2023 PJ	2023-2024 PROPOSED	2023-2024 2023-2024
Fund: 24 - JUV PROB DISCRETIONARY									
Revenue									
Department: 340 - CHARGES FOR SERVICES									
ReportGroup: 330 - Charges for Services									
24-340-3495-0000 JUVENILE PROBATION FEES	1,200.00	635.00	1,000.00	980.00	0.00	382.50	508.73	100.00	0.00
ReportGroup: 330 - Charges for Services Total:	1,200.00	635.00	1,000.00	980.00	0.00	382.50	508.73	100.00	0.00
Department: 340 - CHARGES FOR SERVICES Total:	1,200.00	635.00	1,000.00	980.00	0.00	382.50	508.73	100.00	0.00
Revenue Total:	1,200.00	635.00	1,000.00	980.00	0.00	382.50	508.73	100.00	0.00
Expense									
Department: 570 - JUVENILE PROBATION									
ReportGroup: 410 - Supplies									
24-570-4310-0000 OFFICE SUPPLIES & EXPENSES	3,000.00	0.00	4,000.00	2,500.00	1,483.00	0.00	0.00	1,000.00	1,000.00
ReportGroup: 410 - Supplies Total:	3,000.00	0.00	4,000.00	2,500.00	1,483.00	0.00	0.00	1,000.00	1,000.00
ReportGroup: 420 - Other Services & Charges									
24-570-4570-0000 EXT CONT - COMMUNITY BASED	0.00	0.00	0.00	0.00	0.00	0.00	0.00	2,400.00	2,400.00
ReportGroup: 420 - Other Services & Charges Total:	0.00	0.00	0.00	0.00	0.00	0.00	0.00	2,400.00	2,400.00
Department: 570 - JUVENILE PROBATION Total:	3,000.00	0.00	4,000.00	2,500.00	1,483.00	0.00	0.00	3,400.00	3,400.00
Expense Total:	3,000.00	0.00	4,000.00	2,500.00	1,483.00	0.00	0.00	3,400.00	3,400.00
Fund: 24 - JUV PROB DISCRETIONARY Surplus (Deficit):	(1,800.00)	635.00	(3,000.00)	(1,520.00)	(1,483.00)	382.50	508.73	(3,300.00)	(3,400.00)

Budget - ADOPTED

For Fiscal: 2022-2023 Period Ending: 08/31/2023

Defined Budgets

		2020-2021 Total Budget	2020-2021 Total Activity	2021-2022 Total Budget	2021-2022 Total Activity	2022-2023 Total Budget	2022-2023 YTD Activity	2022-2023 PJ	2023-2024 PROPOSED	2023-2024 2023-2024
Fund: 25 - JUVENILE PROBATION GRANTS										
Revenue										
Department: 333 - STATE GRANTS										
ReportGroup: 320 - Intergovernmental Revenue										
25-333-3270-0000	STATE AID - TJJ-D-A	126,866.60	129,471.00	134,928.00	121,390.00	0.00	0.00	0.00	0.00	0.00
25-333-3274-0000	REGIONAL DIVERSIONARY (REI...	73,913.79	73,913.79	134,012.99	128,691.70	5,696.70	11,095.50	11,095.50	0.00	0.00
25-333-3277-0000	REGIONAL ALTERNATIVE - R	3,831.60	1,227.20	1,404.92	0.06	0.00	(11,081.29)	(1,783.61)	0.00	0.00
ReportGroup: 320 - Intergovernmental Revenue Total:		204,611.99	204,611.99	270,345.91	250,081.76	5,696.70	14.21	9,311.89	0.00	0.00
Department: 333 - STATE GRANTS Total:		204,611.99	204,611.99	270,345.91	250,081.76	5,696.70	14.21	9,311.89	0.00	0.00
Department: 360 - INTEREST										
ReportGroup: 350 - Miscellaneous Revenue										
25-360-3600-0000	INTEREST	100.00	33.40	25.00	28.52	0.00	359.73	417.78	200.00	200.00
ReportGroup: 350 - Miscellaneous Revenue Total:		100.00	33.40	25.00	28.52	0.00	359.73	417.78	200.00	200.00
Department: 360 - INTEREST Total:		100.00	33.40	25.00	28.52	0.00	359.73	417.78	200.00	200.00
Revenue Total:		204,711.99	204,645.39	270,370.91	250,110.28	5,696.70	373.94	9,729.67	200.00	200.00
Expense										
Department: 571 - BASIC PROBATION & SUPERV										
ReportGroup: 400 - Payroll Expenses										
25-571-4021-0000	CHIEF PROBATION OFFICER	22,720.31	22,755.48	23,601.00	20,023.09	0.00	0.00	0.00	0.00	0.00
25-571-4085-0000	LONGEVITY	380.00	380.00	428.00	428.00	0.00	0.00	0.00	0.00	0.00
25-571-4150-0000	SALARY, SECRETARIES	0.00	0.00	1,356.80	1,356.79	0.00	0.00	0.00	0.00	0.00
25-571-4201-0000	FRG BENE, SOC SEC TAXES	1,657.64	1,770.45	2,058.20	1,670.41	0.00	0.00	0.00	0.00	0.00
25-571-4202-0000	FRG BENE, GROUP INS	6,448.00	6,448.19	6,898.00	6,366.34	0.00	0.00	0.00	0.00	0.00
25-571-4203-0000	FRG BENE, RETIREMENT	2,293.00	2,215.28	2,428.00	2,402.80	0.00	0.00	0.00	0.00	0.00
25-571-4204-0000	FRG BENE, WORK COMP	155.00	130.64	140.00	82.41	0.00	0.00	0.00	0.00	0.00
25-571-4206-0000	FRG BENE, UNEMPLOYMENT C...	12.00	12.02	13.00	12.10	0.00	0.00	0.00	0.00	0.00
ReportGroup: 400 - Payroll Expenses Total:		33,665.95	33,712.06	36,923.00	32,341.94	0.00	0.00	0.00	0.00	0.00
ReportGroup: 410 - Supplies										
25-571-4310-0000	OFFICE SUPPLIES & EXPENSES	3,962.00	3,962.00	260.00	260.00	0.00	0.00	0.00	0.00	0.00
ReportGroup: 410 - Supplies Total:		3,962.00	3,962.00	260.00	260.00	0.00	0.00	0.00	0.00	0.00

Budget - ADOPTED

For Fiscal: 2022-2023 Period Ending: 08/31/2023

Defined Budgets

		2020-2021 Total Budget	2020-2021 Total Activity	2021-2022 Total Budget	2021-2022 Total Activity	2022-2023 Total Budget	2022-2023 YTD Activity	2022-2023 PJ	2023-2024 PROPOSED	2023-2024 2023-2024
ReportGroup: 420 - Other Services & Charges										
25-571-4680-0000	TRAVEL/TRAINING	75.00	75.00	0.00	0.00	0.00	0.00	0.00	0.00	0.00
ReportGroup: 420 - Other Services & Charges Total:		75.00	75.00	0.00	0.00	0.00	0.00	0.00	0.00	0.00
Department: 571 - BASIC PROBATION & SUPERV Total:		37,702.95	37,749.06	37,183.00	32,601.94	0.00	0.00	0.00	0.00	0.00
Department: 572 - COMMUNITY PROGRAMS										
ReportGroup: 400 - Payroll Expenses										
25-572-4021-0000	CHIEF PROBATION OFFICER	22,719.69	22,754.91	23,570.10	21,786.51	0.00	0.00	0.00	0.00	0.00
25-572-4085-0000	LONGEVITY	380.00	380.00	428.00	428.00	0.00	0.00	0.00	0.00	0.00
25-572-4201-0000	FRG BENE, SOC SEC TAXES	1,653.93	1,769.10	1,841.00	1,765.11	0.00	0.00	0.00	0.00	0.00
25-572-4202-0000	FRG BENE, GROUP INS	6,448.00	6,447.25	6,898.00	6,364.02	0.00	0.00	0.00	0.00	0.00
25-572-4203-0000	FRG BENE, RETIREMENT	2,293.00	2,214.62	2,428.00	2,260.44	0.00	0.00	0.00	0.00	0.00
25-572-4204-0000	FRG BENE, WORK COMP	155.00	130.64	140.00	82.41	0.00	0.00	0.00	0.00	0.00
25-572-4206-0000	FRG BENE, UNEMPLOYMENT C...	12.00	11.24	13.00	10.85	0.00	0.00	0.00	0.00	0.00
ReportGroup: 400 - Payroll Expenses Total:		33,661.62	33,707.76	35,318.10	32,697.34	0.00	0.00	0.00	0.00	0.00
ReportGroup: 410 - Supplies										
25-572-4310-0000	OFFICE SUPPLIES & EXPENSES	3,365.48	3,347.48	3,494.28	3,494.28	0.00	0.00	0.00	0.00	0.00
ReportGroup: 410 - Supplies Total:		3,365.48	3,347.48	3,494.28	3,494.28	0.00	0.00	0.00	0.00	0.00
ReportGroup: 420 - Other Services & Charges										
25-572-4571-0000	EXT CONT - YOUTH SERVICES	28.74	28.74	0.00	0.00	0.00	0.00	0.00	0.00	0.00
25-572-4680-0000	TRAVEL/TRAINING	0.00	0.00	578.59	578.59	0.00	0.00	0.00	0.00	0.00
ReportGroup: 420 - Other Services & Charges Total:		28.74	28.74	578.59	578.59	0.00	0.00	0.00	0.00	0.00
Department: 572 - COMMUNITY PROGRAMS Total:		37,055.84	37,083.98	39,390.97	36,770.21	0.00	0.00	0.00	0.00	0.00
Department: 573 - REGIONALIZATION - R										
ReportGroup: 420 - Other Services & Charges										
25-573-4571-0000	EXT CONT - YOUTH SERVICES	1,277.20	1,277.20	1,404.92	0.00	0.00	0.00	0.00	0.00	0.00
ReportGroup: 420 - Other Services & Charges Total:		1,277.20	1,277.20	1,404.92	0.00	0.00	0.00	0.00	0.00	0.00
Department: 573 - REGIONALIZATION - R Total:		1,277.20	1,277.20	1,404.92	0.00	0.00	0.00	0.00	0.00	0.00
Department: 574 - DIVERSIONARY (REIMB)										
ReportGroup: 420 - Other Services & Charges										
25-574-4578-0000	EXT CONT - SECURE ADJ (REIM)	73,913.79	73,976.97	134,012.99	123,162.99	5,696.70	(0.24)	7,576.69	0.00	0.00
ReportGroup: 420 - Other Services & Charges Total:		73,913.79	73,976.97	134,012.99	123,162.99	5,696.70	(0.24)	7,576.69	0.00	0.00
Department: 574 - DIVERSIONARY (REIMB) Total:		73,913.79	73,976.97	134,012.99	123,162.99	5,696.70	(0.24)	7,576.69	0.00	0.00

Budget - ADOPTED

For Fiscal: 2022-2023 Period Ending: 08/31/2023

Defined Budgets

		2020-2021 Total Budget	2020-2021 Total Activity	2021-2022 Total Budget	2021-2022 Total Activity	2022-2023 Total Budget	2022-2023 YTD Activity	2022-2023 PJ	2023-2024 PROPOSED	2023-2024 2023-2024
Department: 575 - TITLE IVE										
ReportGroup: 410 - Supplies										
25-575-4310-0000	OFFICE SUPPLIES & EXPENSES	1,500.00	18.00	1,000.00	3.00	640.00	272.68	366.65	2,500.00	2,500.00
ReportGroup: 410 - Supplies Total:		1,500.00	18.00	1,000.00	3.00	640.00	272.68	366.65	2,500.00	2,500.00
ReportGroup: 420 - Other Services & Charges										
25-575-4620-0000	COMMUNICATIONS	0.00	0.00	0.00	0.00	360.00	328.39	0.00	444.00	444.00
Budget Detail										
Budget Code	Description			Units	Price	Amount				
2023-2024	PHONE			12.00	37.00	444.00				
ReportGroup: 420 - Other Services & Charges Total:		0.00	0.00	0.00	0.00	360.00	328.39	0.00	444.00	444.00
Department: 575 - TITLE IVE Total:		1,500.00	18.00	1,000.00	3.00	1,000.00	601.07	366.65	2,944.00	2,944.00
Department: 577 - PRE & POST ADJUDICATION										
ReportGroup: 400 - Payroll Expenses										
25-577-4201-0000	FRG BENE, SOC SEC TAXES	(94.35)	0.00	0.00	0.00	0.00	0.00	0.00	0.00	0.00
25-577-4203-0000	FRG BENE, RETIREMENT	94.00	0.00	0.00	0.00	0.00	0.00	0.00	0.00	0.00
25-577-4204-0000	FRG BENE, WORK COMP	4.00	(4.65)	0.00	0.00	0.00	0.00	0.00	0.00	0.00
25-577-4206-0000	FRG BENE, UNEMPLOYMENT	1.00	0.00	0.00	0.00	0.00	0.00	0.00	0.00	0.00
ReportGroup: 400 - Payroll Expenses Total:		4.65	(4.65)	0.00	0.00	0.00	0.00	0.00	0.00	0.00
ReportGroup: 420 - Other Services & Charges										
25-577-4575-0000	INTERCOUNTY - DETENTION	22,845.79	22,520.63	35,229.00	34,399.00	0.00	0.00	0.00	0.00	0.00
25-577-4680-0000	TRAVEL - TRANSPORT EXP	56.63	56.63	45.03	45.03	0.00	0.00	0.00	0.00	0.00
ReportGroup: 420 - Other Services & Charges Total:		22,902.42	22,577.26	35,274.03	34,444.03	0.00	0.00	0.00	0.00	0.00
Department: 577 - PRE & POST ADJUDICATION Total:		22,907.07	22,572.61	35,274.03	34,444.03	0.00	0.00	0.00	0.00	0.00
Department: 579 - COMMITMENT DIVERSION										
ReportGroup: 420 - Other Services & Charges										
25-579-4570-0000	EXT CONT - COMMUNITY BASED	24,804.00	26,613.81	20,700.00	18,700.00	0.00	0.00	0.00	0.00	0.00
25-579-4578-0000	EXT CONT - SECURE ADJ	1,186.14	1,186.14	0.00	0.00	0.00	0.00	0.00	0.00	0.00
ReportGroup: 420 - Other Services & Charges Total:		25,990.14	27,799.95	20,700.00	18,700.00	0.00	0.00	0.00	0.00	0.00
Department: 579 - COMMITMENT DIVERSION Total:		25,990.14	27,799.95	20,700.00	18,700.00	0.00	0.00	0.00	0.00	0.00
Department: 580 - MENTAL HEALTH										
ReportGroup: 420 - Other Services & Charges										
25-580-4570-0000	EXT CONT - COMMUNITY BASED	4,050.00	4,050.00	180.00	180.00	0.00	0.00	0.00	0.00	0.00

Budget - ADOPTED

For Fiscal: 2022-2023 Period Ending: 08/31/2023

Defined Budgets

	2020-2021 Total Budget	2020-2021 Total Activity	2021-2022 Total Budget	2021-2022 Total Activity	2022-2023 Total Budget	2022-2023 YTD Activity	2022-2023 PJ	2023-2024 PROPOSED	2023-2024 2023-2024
25-580-4572-0000 EXT CONT - MENTAL HEALTH	2,225.00	2,225.00	2,200.00	2,200.00	0.00	0.00	0.00	0.00	0.00
ReportGroup: 420 - Other Services & Charges Total:	6,275.00	6,275.00	2,380.00	2,380.00	0.00	0.00	0.00	0.00	0.00
Department: 580 - MENTAL HEALTH Total:	6,275.00	6,275.00	2,380.00	2,380.00	0.00	0.00	0.00	0.00	0.00
Expense Total:	206,621.99	206,752.77	271,345.91	248,062.17	6,696.70	600.83	7,943.34	2,944.00	2,944.00
Fund: 25 - JUVENILE PROBATION GRANTS Surplus (Deficit):	(1,910.00)	(2,107.38)	(975.00)	2,048.11	(1,000.00)	(226.89)	1,786.33	(2,744.00)	(2,744.00)

Budget - ADOPTED

For Fiscal: 2022-2023 Period Ending: 08/31/2023

Defined Budgets

		2020-2021 Total Budget	2020-2021 Total Activity	2021-2022 Total Budget	2021-2022 Total Activity	2022-2023 Total Budget	2022-2023 YTD Activity	2022-2023 PJ	2023-2024 PROPOSED	2023-2024 2023-2024
Fund: 26 - LAW LIBRARY										
Revenue										
Department: 340 - CHARGES FOR SERVICES										
ReportGroup: 330 - Charges for Services										
26-340-3440-0000	COUNTY CLERK	2,500.00	2,695.00	2,400.00	490.00	300.00	0.00	0.00	0.00	0.00
26-340-3440-CIVL	COUNTY CLERK	0.00	0.00	0.00	2,050.00	2,000.00	1,890.00	2,094.75	2,000.00	2,000.00
26-340-3470-0000	DISTRICT CLERK	6,300.00	5,047.00	5,000.00	1,648.00	945.00	347.00	275.31	100.00	100.00
26-340-3470-CIVL	DISTRICT CLERK	0.00	0.00	0.00	3,551.94	4,200.00	6,335.00	6,237.70	5,000.00	5,000.00
	ReportGroup: 330 - Charges for Services Total:	8,800.00	7,742.00	7,400.00	7,739.94	7,445.00	8,572.00	8,607.76	7,100.00	7,100.00
	Department: 340 - CHARGES FOR SERVICES Total:	8,800.00	7,742.00	7,400.00	7,739.94	7,445.00	8,572.00	8,607.76	7,100.00	7,100.00
	Revenue Total:	8,800.00	7,742.00	7,400.00	7,739.94	7,445.00	8,572.00	8,607.76	7,100.00	7,100.00
Expense										
Department: 655 - LAW LIBRARY										
ReportGroup: 410 - Supplies										
26-655-4333-0000	BOOKS, LAW	7,600.00	9,114.83	9,000.00	11,392.78	12,703.00	10,965.60	9,952.28	12,000.00	12,000.00
Budget Detail										
Budget Code	Description			Units	Price	Amount				
2023-2024	JUDGES LIBRARY SUB & BOOKS			9.00	880.02	7,920.18				
2023-2024	LIBRARY			3.00	915.22	2,745.66				
2023-2024	MISC. UPDATES/BOOKS			1.00	1,334.16	1,334.16				
	ReportGroup: 410 - Supplies Total:	7,600.00	9,114.83	9,000.00	11,392.78	12,703.00	10,965.60	9,952.28	12,000.00	12,000.00
	Department: 655 - LAW LIBRARY Total:	7,600.00	9,114.83	9,000.00	11,392.78	12,703.00	10,965.60	9,952.28	12,000.00	12,000.00
	Expense Total:	7,600.00	9,114.83	9,000.00	11,392.78	12,703.00	10,965.60	9,952.28	12,000.00	12,000.00
	Fund: 26 - LAW LIBRARY Surplus (Deficit):	1,200.00	(1,372.83)	(1,600.00)	(3,652.84)	(5,258.00)	(2,393.60)	(1,344.52)	(4,900.00)	(4,900.00)

Budget - ADOPTED

For Fiscal: 2022-2023 Period Ending: 08/31/2023

Defined Budgets

		2020-2021 Total Budget	2020-2021 Total Activity	2021-2022 Total Budget	2021-2022 Total Activity	2022-2023 Total Budget	2022-2023 YTD Activity	2022-2023 PJ	2023-2024 PROPOSED	2023-2024 2023-2024
Fund: 27 - LEOSE-LAW ENF OFFICERS ED										
Revenue										
Department: 334 - SHARED REVENUES										
ReportGroup: 320 - Intergovernmental Revenue										
27-334-3331-0000	LEOSE, SHERIFF	2,367.86	2,367.86	2,139.13	2,139.13	2,139.13	2,039.63	2,039.63	2,039.63	2,039.63
27-334-3332-0000	LEOSE, CONSTABLE #1	642.52	642.52	554.65	554.65	554.65	564.76	564.76	564.76	564.76
27-334-3333-0000	LEOSE, CONSTABLE #2	642.52	642.52	554.65	554.65	554.65	564.76	564.76	564.76	564.76
	ReportGroup: 320 - Intergovernmental Revenue Total:	3,652.90	3,652.90	3,248.43	3,248.43	3,248.43	3,169.15	3,169.15	3,169.15	3,169.15
	Department: 334 - SHARED REVENUES Total:	3,652.90	3,652.90	3,248.43	3,248.43	3,248.43	3,169.15	3,169.15	3,169.15	3,169.15
	Revenue Total:	3,652.90	3,652.90	3,248.43	3,248.43	3,248.43	3,169.15	3,169.15	3,169.15	3,169.15
Expense										
Department: 551 - CONSTABLE PRECINCT NO 1										
ReportGroup: 420 - Other Services & Charges										
27-551-4680-0000	TRAINING, CONSTABLE #1	1,918.21	1,396.15	856.71	656.13	885.84	295.00	295.00	1,255.10	1,255.10
	ReportGroup: 420 - Other Services & Charges Total:	1,918.21	1,396.15	856.71	656.13	885.84	295.00	295.00	1,255.10	1,255.10
	Department: 551 - CONSTABLE PRECINCT NO 1 Total:	1,918.21	1,396.15	856.71	656.13	885.84	295.00	295.00	1,255.10	1,255.10
Department: 552 - CONSTABLE PRECINCT NO 2										
ReportGroup: 420 - Other Services & Charges										
27-552-4680-0000	TRAINING, CONSTABLE #2	2,776.93	110.00	3,221.13	742.11	3,054.34	70.00	70.00	3,538.92	3,538.92
	ReportGroup: 420 - Other Services & Charges Total:	2,776.93	110.00	3,221.13	742.11	3,054.34	70.00	70.00	3,538.92	3,538.92
	Department: 552 - CONSTABLE PRECINCT NO 2 Total:	2,776.93	110.00	3,221.13	742.11	3,054.34	70.00	70.00	3,538.92	3,538.92
Department: 560 - SHERIFF										
ReportGroup: 420 - Other Services & Charges										
27-560-4680-0000	TRAINING, SHERIFF	3,230.88	3,055.06	2,139.13	2,139.13	2,127.00	2,127.00	2,116.89	2,039.63	2,039.63
	ReportGroup: 420 - Other Services & Charges Total:	3,230.88	3,055.06	2,139.13	2,139.13	2,127.00	2,127.00	2,116.89	2,039.63	2,039.63
	Department: 560 - SHERIFF Total:	3,230.88	3,055.06	2,139.13	2,139.13	2,127.00	2,127.00	2,116.89	2,039.63	2,039.63
	Expense Total:	7,926.02	4,561.21	6,216.97	3,537.37	6,067.18	2,492.00	2,481.89	6,833.65	6,833.65
	Fund: 27 - LEOSE-LAW ENF OFFICERS ED Surplus (Deficit):	(4,273.12)	(908.31)	(2,968.54)	(288.94)	(2,818.75)	677.15	687.26	(3,664.50)	(3,664.50)

Budget - ADOPTED

For Fiscal: 2022-2023 Period Ending: 08/31/2023

Defined Budgets

		2020-2021 Total Budget	2020-2021 Total Activity	2021-2022 Total Budget	2021-2022 Total Activity	2022-2023 Total Budget	2022-2023 YTD Activity	2022-2023 PJ	2023-2024 PROPOSED	2023-2024 2023-2024
Fund: 28 - LIBRARY-MEMORIAL FUND										
Revenue										
Department: 360 - INTEREST										
ReportGroup: 350 - Miscellaneous Revenue										
28-360-3600-0000	INTEREST	250.00	57.13	44.00	462.61	520.00	2,140.52	2,603.69	2,250.00	2,250.00
Budget Detail										
Budget Code	Description			Units	Price	Amount				
2023-2024	BRACKENRIDGE TRUST INT			1.00	(2,000.00)	(2,000.00)				
2023-2024	OTHER INTEREST			1.00	(250.00)	(250.00)				
ReportGroup: 350 - Miscellaneous Revenue Total:		250.00	57.13	44.00	462.61	520.00	2,140.52	2,603.69	2,250.00	2,250.00
Department: 360 - INTEREST Total:		250.00	57.13	44.00	462.61	520.00	2,140.52	2,603.69	2,250.00	2,250.00
Department: 367 - CONTRIBUTIONS & DONATIONS										
ReportGroup: 350 - Miscellaneous Revenue										
28-367-3670-0000	CONTRIBUTIONS & DONATIONS	700.00	1,040.00	1,916.91	1,984.91	1,000.00	1,145.00	654.00	750.00	750.00
28-367-3672-0000	SUMMER READING	4,400.00	4,930.00	4,918.00	4,688.00	4,500.00	4,530.00	6,024.90	4,500.00	4,500.00
ReportGroup: 350 - Miscellaneous Revenue Total:		5,100.00	5,970.00	6,834.91	6,672.91	5,500.00	5,675.00	6,678.90	5,250.00	5,250.00
Department: 367 - CONTRIBUTIONS & DONATIONS Total:		5,100.00	5,970.00	6,834.91	6,672.91	5,500.00	5,675.00	6,678.90	5,250.00	5,250.00
Revenue Total:		5,350.00	6,027.13	6,878.91	7,135.52	6,020.00	7,815.52	9,282.59	7,500.00	7,500.00
Expense										
Department: 650 - COUNTY LIBRARY										
ReportGroup: 410 - Supplies										
28-650-4310-0000	OFFICE SUPPLIES & EXPENSES	150.00	147.56	150.00	0.00	150.00	126.55	0.00	150.00	150.00
28-650-4330-0000	BOOKS, LIBRARY	2,400.00	751.50	2,400.00	1,437.36	2,400.00	1,372.42	(124.82)	2,400.00	2,400.00
28-650-4331-0000	BOOKS, CHILDRENS'	1,050.00	1,043.73	2,266.91	2,253.18	1,050.00	1,044.34	1,224.42	2,000.00	2,000.00
Budget Detail										
Budget Code	Description			Units	Price	Amount				
2023-2024	BRACKENRIDGE PURCH			1.00	2,000.00	2,000.00				
ReportGroup: 410 - Supplies Total:		3,600.00	1,942.79	4,816.91	3,690.54	3,600.00	2,543.31	1,099.60	4,550.00	4,550.00
Department: 650 - COUNTY LIBRARY Total:		3,600.00	1,942.79	4,816.91	3,690.54	3,600.00	2,543.31	1,099.60	4,550.00	4,550.00

Budget - ADOPTED

For Fiscal: 2022-2023 Period Ending: 08/31/2023

Defined Budgets

		2020-2021 Total Budget	2020-2021 Total Activity	2021-2022 Total Budget	2021-2022 Total Activity	2022-2023 Total Budget	2022-2023 YTD Activity	2022-2023 PJ	2023-2024 PROPOSED	2023-2024 2023-2024
Department: 651 - SUMMER READING										
ReportGroup: 410 - Supplies										
28-651-4331-0000	BOOKS, CHILDRENS'	1,400.00	1,284.62	1,400.00	1,373.95	1,500.00	1,461.95	1,213.48	1,500.00	1,500.00
Budget Detail										
Budget Code	Description			Units	Price	Amount				
2023-2024	BRACKENRIDGE PURCH			1.00	1,500.00	1,500.00				
ReportGroup: 410 - Supplies Total:		1,400.00	1,284.62	1,400.00	1,373.95	1,500.00	1,461.95	1,213.48	1,500.00	1,500.00
ReportGroup: 420 - Other Services & Charges										
28-651-4550-0000	PROFESSIONAL FEES	1,700.00	925.00	2,118.00	1,545.00	2,000.00	1,939.00	1,596.00	2,000.00	2,000.00
28-651-4950-0000	UNCLASSIFIED	1,700.00	1,583.40	1,700.00	1,415.15	2,000.00	1,780.80	2,000.00	2,000.00	2,000.00
ReportGroup: 420 - Other Services & Charges Total:		3,400.00	2,508.40	3,818.00	2,960.15	4,000.00	3,719.80	3,596.00	4,000.00	4,000.00
Department: 651 - SUMMER READING Total:		4,800.00	3,793.02	5,218.00	4,334.10	5,500.00	5,181.75	4,809.48	5,500.00	5,500.00
Expense Total:		8,400.00	5,735.81	10,034.91	8,024.64	9,100.00	7,725.06	5,909.08	10,050.00	10,050.00
Fund: 28 - LIBRARY-MEMORIAL FUND Surplus (Deficit):		(3,050.00)	291.32	(3,156.00)	(889.12)	(3,080.00)	90.46	3,373.51	(2,550.00)	(2,550.00)

Budget - ADOPTED

For Fiscal: 2022-2023 Period Ending: 08/31/2023

Defined Budgets

		2020-2021 Total Budget	2020-2021 Total Activity	2021-2022 Total Budget	2021-2022 Total Activity	2022-2023 Total Budget	2022-2023 YTD Activity	2022-2023 PJ	2023-2024 PROPOSED	2023-2024 2023-2024
Fund: 29 - RECORDS MGT- COUNTY CLERK										
Revenue										
Department: 340 - CHARGES FOR SERVICES										
ReportGroup: 330 - Charges for Services										
29-340-3440-0000	COUNTY CLERK	32,000.00	45,883.31	40,000.00	48,329.62	40,000.00	31,509.48	34,659.63	34,000.00	34,000.00
29-340-3440-CIVL	COUNTY CLERK	0.00	0.00	0.00	1,025.00	1,000.00	975.00	1,057.35	1,000.00	1,000.00
29-340-3441-0000	CO CLERK, RECORDS PRESERVA...	800.00	790.00	800.00	150.00	100.00	0.00	0.00	0.00	0.00
29-340-3443-0000	COUNTY CLERK, ARCHIVE FEE	32,000.00	43,700.00	40,000.00	45,900.00	40,000.00	29,130.00	32,092.90	32,000.00	32,000.00
	ReportGroup: 330 - Charges for Services Total:	64,800.00	90,373.31	80,800.00	95,404.62	81,100.00	61,614.48	67,809.88	67,000.00	67,000.00
	Department: 340 - CHARGES FOR SERVICES Total:	64,800.00	90,373.31	80,800.00	95,404.62	81,100.00	61,614.48	67,809.88	67,000.00	67,000.00
Department: 360 - INTEREST										
ReportGroup: 350 - Miscellaneous Revenue										
29-360-3600-0000	INTEREST	660.00	133.01	120.00	1,533.59	1,000.00	8,881.15	10,482.89	8,000.00	8,000.00
	ReportGroup: 350 - Miscellaneous Revenue Total:	660.00	133.01	120.00	1,533.59	1,000.00	8,881.15	10,482.89	8,000.00	8,000.00
	Department: 360 - INTEREST Total:	660.00	133.01	120.00	1,533.59	1,000.00	8,881.15	10,482.89	8,000.00	8,000.00
	Revenue Total:	65,460.00	90,506.32	80,920.00	96,938.21	82,100.00	70,495.63	78,292.77	75,000.00	75,000.00
Expense										
Department: 403 - COUNTY CLERK										
ReportGroup: 400 - Payroll Expenses										
29-403-4040-0000	SALARY, DEPUTIES	17,630.00	11,007.39	18,336.00	11,455.72	18,887.00	10,903.83	18,887.00	19,643.00	19,643.00
29-403-4085-0000	LONGEVITY	102.00	101.92	149.00	148.96	196.00	196.00	196.00	244.00	244.00
29-403-4180-0000	SALARY, PART TIME SECRETARI...	2,000.00	0.00	2,000.00	0.00	18,180.00	255.09	510.18	20,280.00	20,280.00
29-403-4201-0000	FRG BENE, SOC SEC TAXES	1,510.00	807.58	1,568.00	845.56	3,012.00	821.94	913.80	3,073.00	3,073.00
29-403-4202-0000	FRG BENE, GROUP INS	6,319.00	6,318.72	6,798.00	6,798.25	7,028.00	6,434.41	7,000.02	7,601.00	7,601.00
29-403-4203-0000	FRG BENE, RETIREMENT	1,890.00	1,063.43	2,086.00	1,181.07	3,760.00	1,087.66	1,258.86	3,873.00	3,873.00
29-403-4204-0000	FRG BENE, WORK COMP	45.00	38.16	41.00	33.80	67.00	50.60	50.60	54.00	54.00
29-403-4206-0000	FRG BENE, UNEMPLOYMENT C...	9.00	5.39	11.00	5.65	20.00	5.53	6.18	25.00	25.00
	ReportGroup: 400 - Payroll Expenses Total:	29,505.00	19,342.59	30,989.00	20,469.01	51,150.00	19,755.06	28,822.64	54,793.00	54,793.00
ReportGroup: 410 - Supplies										
29-403-4310-0000	OFFICE SUPPLIES & EXPENSES	1,064.00	1,063.50	1,000.00	0.00	1,000.00	0.00	0.00	2,000.00	2,000.00
	ReportGroup: 410 - Supplies Total:	1,064.00	1,063.50	1,000.00	0.00	1,000.00	0.00	0.00	2,000.00	2,000.00

Budget - ADOPTED

For Fiscal: 2022-2023 Period Ending: 08/31/2023

Defined Budgets

		2020-2021 Total Budget	2020-2021 Total Activity	2021-2022 Total Budget	2021-2022 Total Activity	2022-2023 Total Budget	2022-2023 YTD Activity	2022-2023 PJ	2023-2024 PROPOSED	2023-2024 2023-2024
ReportGroup: 420 - Other Services & Charges										
29-403-4565-0000	MICROFILMING/SCANNING	46,000.00	35,439.35	35,000.00	0.00	33,860.00	33,790.00	44,940.70	8,000.00	8,000.00
Budget Detail										
Budget Code	Description			Units	Price	Amount				
2023-2024	OTHER			1.00	2,500.00	2,500.00				
2023-2024	PLAT SCANS			1.00	5,500.00	5,500.00				
29-403-4760-0000	SUPPORT & MAINTENANCE	11,405.00	11,404.67	11,505.00	11,504.67	12,060.00	12,057.33	16,036.25	12,897.00	12,897.00
Budget Detail										
Budget Code	Description			Units	Price	Amount				
2023-2024	NET DATA-REAL VISION IMAGING			1.00	2,000.00	2,000.00				
2023-2024	TYLER HOSTED			1.00	10,897.00	10,897.00				
29-403-4761-0000	BOOKS, BINDING & JACKETS	5,000.00	0.00	5,000.00	0.00	5,000.00	0.00	0.00	5,000.00	5,000.00
29-403-4770-0000	RENTAL	0.00	0.00	0.00	0.00	0.00	0.00	0.00	1,521.00	1,521.00
Budget Detail										
Budget Code	Description			Units	Price	Amount				
2023-2024	COPIER			12.00	126.75	1,521.00				
29-403-4950-0000	UNCLASSIFIED	9,936.00	0.00	20,000.00	0.00	0.00	0.00	0.00	20,000.00	20,000.00
ReportGroup: 420 - Other Services & Charges Total:		72,341.00	46,844.02	71,505.00	11,504.67	50,920.00	45,847.33	60,976.95	47,418.00	47,418.00
ReportGroup: 430 - Capital Outlay										
29-403-5500-0000	CAPITAL OUTLAY	0.00	0.00	0.00	0.00	11,500.00	1,163.30	1,163.30	2,720.00	2,720.00
Budget Detail										
Budget Code	Description			Units	Price	Amount				
2023-2024	COMPUTER			1.00	1,560.00	1,560.00				
2023-2024	SCANNER (INCLUDES SETUP @ \$200)			1.00	1,160.00	1,160.00				
29-403-5600-0000	CAPITAL OUTLAY - INVENTORY	0.00	0.00	0.00	0.00	0.00	0.00	0.00	540.00	540.00
Budget Detail										
Budget Code	Description			Units	Price	Amount				
2023-2024	SCANNER			2.00	270.00	540.00				
ReportGroup: 430 - Capital Outlay Total:		0.00	0.00	0.00	0.00	11,500.00	1,163.30	1,163.30	3,260.00	3,260.00
Department: 403 - COUNTY CLERK Total:		102,910.00	67,250.11	103,494.00	31,973.68	114,570.00	66,765.69	90,962.89	107,471.00	107,471.00
Expense Total:		102,910.00	67,250.11	103,494.00	31,973.68	114,570.00	66,765.69	90,962.89	107,471.00	107,471.00
Fund: 29 - RECORDS MGT- COUNTY CLERK Surplus (Deficit):		(37,450.00)	23,256.21	(22,574.00)	64,964.53	(32,470.00)	3,729.94	(12,670.12)	(32,471.00)	(32,471.00)

Budget - ADOPTED

For Fiscal: 2022-2023 Period Ending: 08/31/2023

Defined Budgets

		2020-2021 Total Budget	2020-2021 Total Activity	2021-2022 Total Budget	2021-2022 Total Activity	2022-2023 Total Budget	2022-2023 YTD Activity	2022-2023 PJ	2023-2024 PROPOSED	2023-2024 2023-2024
Fund: 30 - RECORDS MGT - COUNTY										
Revenue										
Department: 340 - CHARGES FOR SERVICES										
ReportGroup: 330 - Charges for Services										
30-340-3440-0000	FEES, COUNTY CLERK	2,500.00	1,261.38	800.00	282.90	100.00	37.25	49.54	0.00	0.00
30-340-3470-0000	FEES, DISTRICT CLERK	2,300.00	2,429.68	1,000.00	1,074.75	500.00	356.07	413.70	200.00	200.00
	ReportGroup: 330 - Charges for Services Total:	4,800.00	3,691.06	1,800.00	1,357.65	600.00	393.32	463.24	200.00	200.00
	Department: 340 - CHARGES FOR SERVICES Total:	4,800.00	3,691.06	1,800.00	1,357.65	600.00	393.32	463.24	200.00	200.00
Department: 360 - INTEREST										
ReportGroup: 350 - Miscellaneous Revenue										
30-360-3600-0000	INTEREST	0.00	1.90	0.00	27.87	0.00	276.46	323.92	0.00	0.00
	ReportGroup: 350 - Miscellaneous Revenue Total:	0.00	1.90	0.00	27.87	0.00	276.46	323.92	0.00	0.00
	Department: 360 - INTEREST Total:	0.00	1.90	0.00	27.87	0.00	276.46	323.92	0.00	0.00
	Revenue Total:	4,800.00	3,692.96	1,800.00	1,385.52	600.00	669.78	787.16	200.00	200.00
Expense										
Department: 408 - RECORDS MANAGEMENT										
ReportGroup: 420 - Other Services & Charges										
30-408-4565-0000	MICROFILMING/SCANNING	300.00	300.00	300.00	0.00	0.00	0.00	0.00	0.00	0.00
30-408-4950-0000	UNCLASSIFIED	5,000.00	0.00	7,300.00	0.00	0.00	0.00	8,000.00	542.00	542.00
	ReportGroup: 420 - Other Services & Charges Total:	5,300.00	300.00	7,600.00	0.00	0.00	0.00	8,000.00	542.00	542.00
ReportGroup: 430 - Capital Outlay										
30-408-5500-0000	CAPITAL OUTLAY	0.00	0.00	0.00	0.00	8,000.00	0.00	0.00	0.00	0.00
	ReportGroup: 430 - Capital Outlay Total:	0.00	0.00	0.00	0.00	8,000.00	0.00	0.00	0.00	0.00
	Department: 408 - RECORDS MANAGEMENT Total:	5,300.00	300.00	7,600.00	0.00	8,000.00	0.00	8,000.00	542.00	542.00
	Expense Total:	5,300.00	300.00	7,600.00	0.00	8,000.00	0.00	8,000.00	542.00	542.00
	Fund: 30 - RECORDS MGT - COUNTY Surplus (Deficit):	(500.00)	3,392.96	(5,800.00)	1,385.52	(7,400.00)	669.78	(7,212.84)	(342.00)	(342.00)

Budget - ADOPTED

For Fiscal: 2022-2023 Period Ending: 08/31/2023

Defined Budgets

		2020-2021 Total Budget	2020-2021 Total Activity	2021-2022 Total Budget	2021-2022 Total Activity	2022-2023 Total Budget	2022-2023 YTD Activity	2022-2023 PJ	2023-2024 PROPOSED	2023-2024 2023-2024
Fund: 31 - RECORDS MGT - DIST CLERK										
Revenue										
Department: 340 - CHARGES FOR SERVICES										
ReportGroup: 330 - Charges for Services										
31-340-3470-0000	DISTRICT CLERK	1,400.00	2,564.26	1,900.00	2,082.40	2,000.00	1,708.69	1,864.63	1,500.00	1,500.00
31-340-3470-CIVL	DISTRICT CLERK	0.00	0.00	0.00	3,540.00	3,100.00	6,133.00	5,933.13	5,000.00	5,000.00
31-340-3472-0000	RECORDS PRESERVATION, DIST...	2,400.00	2,580.00	2,300.00	820.00	400.00	393.00	399.00	200.00	200.00
31-340-3473-0000	ARCHIVE FEE, DISTRICT CLERK	2,200.00	2,345.00	2,100.00	775.00	400.00	370.00	385.70	200.00	200.00
ReportGroup: 330 - Charges for Services Total:		6,000.00	7,489.26	6,300.00	7,217.40	5,900.00	8,604.69	8,582.46	6,900.00	6,900.00
Department: 340 - CHARGES FOR SERVICES Total:		6,000.00	7,489.26	6,300.00	7,217.40	5,900.00	8,604.69	8,582.46	6,900.00	6,900.00
Revenue Total:		6,000.00	7,489.26	6,300.00	7,217.40	5,900.00	8,604.69	8,582.46	6,900.00	6,900.00
Expense										
Department: 450 - DISTRICT CLERK										
ReportGroup: 410 - Supplies										
31-450-4310-0000	OFFICE SUPPLIES & EXPENSES	889.00	798.16	2,000.00	1,987.65	900.00	900.00	1,358.26	2,300.00	2,300.00
ReportGroup: 410 - Supplies Total:		889.00	798.16	2,000.00	1,987.65	900.00	900.00	1,358.26	2,300.00	2,300.00
ReportGroup: 420 - Other Services & Charges										
31-450-4565-0000	MICROFILMING/SCANNING	300.00	300.00	300.00	300.00	300.00	300.00	399.00	500.00	500.00
31-450-4760-0000	SUPPORT & MAINTENANCE	5,581.00	5,580.27	6,000.00	5,943.99	6,194.00	6,194.00	2,571.33	6,600.00	6,600.00
Budget Detail										
Budget Code	Description			Units	Price	Amount				
2023-2024	E-FILE MAINT			1.00	2,875.00	2,875.00				
2023-2024	HOV SERV CONT-MICROFILM MACH			1.00	1,785.00	1,785.00				
2023-2024	NET DATA - REAL VISION IMAGING			1.00	1,940.00	1,940.00				
31-450-4950-0000	UNCLASSIFIED	0.00	0.00	0.00	0.00	0.00	0.00	0.00	1,000.00	5,000.00
ReportGroup: 420 - Other Services & Charges Total:		5,881.00	5,880.27	6,300.00	6,243.99	6,494.00	6,494.00	2,970.33	8,100.00	12,100.00
ReportGroup: 430 - Capital Outlay										
31-450-5500-0000	CAPITAL OUTLAY	0.00	0.00	0.00	0.00	2,000.00	0.00	0.00	0.00	0.00
ReportGroup: 430 - Capital Outlay Total:		0.00	0.00	0.00	0.00	2,000.00	0.00	0.00	0.00	0.00
Department: 450 - DISTRICT CLERK Total:		6,770.00	6,678.43	8,300.00	8,231.64	9,394.00	7,394.00	4,328.59	10,400.00	14,400.00
Expense Total:		6,770.00	6,678.43	8,300.00	8,231.64	9,394.00	7,394.00	4,328.59	10,400.00	14,400.00
Fund: 31 - RECORDS MGT - DIST CLERK Surplus (Deficit):		(770.00)	810.83	(2,000.00)	(1,014.24)	(3,494.00)	1,210.69	4,253.87	(3,500.00)	(7,500.00)

Budget - ADOPTED

For Fiscal: 2022-2023 Period Ending: 08/31/2023

Defined Budgets

		2020-2021 Total Budget	2020-2021 Total Activity	2021-2022 Total Budget	2021-2022 Total Activity	2022-2023 Total Budget	2022-2023 YTD Activity	2022-2023 PJ	2023-2024 PROPOSED	2023-2024 2023-2024
Fund: 32 - SECURITY FUND										
Revenue										
Department: 340 - CHARGES FOR SERVICES										
ReportGroup: 330 - Charges for Services										
32-340-3440-0000	COUNTY CLERK	3,900.00	5,889.86	4,500.00	5,617.66	5,000.00	3,845.49	4,228.62	4,000.00	4,000.00
32-340-3440-CIVL	COUNTY CLERK	0.00	0.00	0.00	1,120.00	1,200.00	1,060.00	1,170.40	1,100.00	1,100.00
32-340-3470-0000	DISTRICT CLERK	1,500.00	1,913.98	1,500.00	1,132.47	750.00	834.90	918.60	750.00	750.00
32-340-3470-CIVL	DISTRICT CLERK	0.00	0.00	0.00	2,100.00	2,500.00	3,650.00	3,577.70	3,100.00	3,100.00
32-340-3481-0000	JP #1	3,500.00	3,447.13	3,500.00	2,339.01	2,000.00	3,073.17	3,495.53	3,000.00	3,000.00
32-340-3482-0000	JP #2	3,500.00	3,356.32	3,300.00	2,412.59	2,000.00	2,045.14	2,308.29	2,300.00	2,300.00
32-340-3483-0000	JP #1 ADDITIONAL FEE	400.00	263.67	200.00	180.15	100.00	187.27	217.15	100.00	100.00
32-340-3484-0000	JP #2 ADDITIONAL FEE	400.00	276.74	200.00	303.93	100.00	162.02	193.99	80.00	80.00
ReportGroup: 330 - Charges for Services Total:		13,200.00	15,147.70	13,200.00	15,205.81	13,650.00	14,857.99	16,110.28	14,430.00	14,430.00
Department: 340 - CHARGES FOR SERVICES Total:		13,200.00	15,147.70	13,200.00	15,205.81	13,650.00	14,857.99	16,110.28	14,430.00	14,430.00
Revenue Total:		13,200.00	15,147.70	13,200.00	15,205.81	13,650.00	14,857.99	16,110.28	14,430.00	14,430.00
Expense										
Department: 697 - SECURITY FEES										
ReportGroup: 400 - Payroll Expenses										
32-697-4182-0000	SALARY, BALIFF	10,000.00	759.36	10,000.00	2,496.50	10,000.00	774.08	1,548.16	10,000.00	10,000.00
32-697-4201-0000	FRG BENE, SOC SEC TAXES	765.00	58.08	765.00	191.01	765.00	59.22	118.44	765.00	765.00
32-697-4203-0000	FRG BENE, RETIREMENT	958.00	74.17	1,018.00	258.73	955.00	75.25	150.50	964.00	964.00
32-697-4204-0000	FRG BENE, WORK COMP	129.00	108.96	113.00	139.08	144.00	143.88	143.88	149.00	149.00
32-697-4206-0000	FRG BENE, UNEMPLOYMENT C...	5.00	0.38	5.00	1.25	5.00	0.39	0.52	6.00	6.00
ReportGroup: 400 - Payroll Expenses Total:		11,857.00	1,000.95	11,901.00	3,086.57	11,869.00	1,052.82	1,961.50	11,884.00	11,884.00
ReportGroup: 420 - Other Services & Charges										
32-697-4500-0000	CONTRACT SERVICE	5,000.00	0.00	3,882.00	0.00	5,000.00	0.00	0.00	5,000.00	5,000.00
32-697-4740-0000	UTILITIES	500.00	301.00	500.00	322.62	500.00	139.52	150.73	550.00	550.00
32-697-4750-0000	REPAIR & MAINTENANCE	0.00	0.00	1,920.00	1,518.83	2,000.00	301.64	401.18	2,000.00	2,000.00
32-697-4950-0000	UNCLASSIFIED	2,000.00	0.00	1,145.00	562.00	12,000.00	162.00	0.00	12,000.00	12,000.00
ReportGroup: 420 - Other Services & Charges Total:		7,500.00	301.00	7,447.00	2,403.45	19,500.00	603.16	551.91	19,550.00	19,550.00
ReportGroup: 430 - Capital Outlay										
32-697-5500-0000	CAPITAL OUTLAY	0.00	0.00	8,935.00	8,931.70	0.00	0.00	0.00	0.00	0.00

Budget - ADOPTED

For Fiscal: 2022-2023 Period Ending: 08/31/2023

Defined Budgets

	2020-2021 Total Budget	2020-2021 Total Activity	2021-2022 Total Budget	2021-2022 Total Activity	2022-2023 Total Budget	2022-2023 YTD Activity	2022-2023 PJ	2023-2024 PROPOSED	2023-2024 2023-2024
32-697-5600-0000 CAPITAL OUTLAY - INVENTORY	0.00	0.00	1,118.00	1,118.00	0.00	0.00	0.00	0.00	0.00
ReportGroup: 430 - Capital Outlay Total:	0.00	0.00	10,053.00	10,049.70	0.00	0.00	0.00	0.00	0.00
Department: 697 - SECURITY FEES Total:	19,357.00	1,301.95	29,401.00	15,539.72	31,369.00	1,655.98	2,513.41	31,434.00	31,434.00
Expense Total:	19,357.00	1,301.95	29,401.00	15,539.72	31,369.00	1,655.98	2,513.41	31,434.00	31,434.00
Fund: 32 - SECURITY FUND Surplus (Deficit):	(6,157.00)	13,845.75	(16,201.00)	(333.91)	(17,719.00)	13,202.01	13,596.87	(17,004.00)	(17,004.00)

Budget - ADOPTED

For Fiscal: 2022-2023 Period Ending: 08/31/2023

Defined Budgets

	2020-2021 Total Budget	2020-2021 Total Activity	2021-2022 Total Budget	2021-2022 Total Activity	2022-2023 Total Budget	2022-2023 YTD Activity	2022-2023 PJ	2023-2024 PROPOSED	2023-2024 2023-2024
Fund: 33 - CRTHSE SECURITY - JPS									
Revenue									
Department: 340 - CHARGES FOR SERVICES									
ReportGroup: 330 - Charges for Services									
33-340-3483-0000									
JP #1 ADDITIONAL SEC FEE	1,120.00	863.28	900.00	588.96	600.00	823.00	931.51	750.00	750.00
33-340-3484-0000									
JP #2 ADDITIONAL SEC FEE	1,200.00	700.23	700.00	499.53	500.00	467.53	515.06	500.00	500.00
ReportGroup: 330 - Charges for Services Total:	2,320.00	1,563.51	1,600.00	1,088.49	1,100.00	1,290.53	1,446.57	1,250.00	1,250.00
Department: 340 - CHARGES FOR SERVICES Total:	2,320.00	1,563.51	1,600.00	1,088.49	1,100.00	1,290.53	1,446.57	1,250.00	1,250.00
Revenue Total:	2,320.00	1,563.51	1,600.00	1,088.49	1,100.00	1,290.53	1,446.57	1,250.00	1,250.00
Expense									
Department: 697 - SECURITY FEES									
ReportGroup: 420 - Other Services & Charges									
33-697-4740-0000									
UTILITIES	0.00	0.00	0.00	24.00	300.00	193.15	210.79	330.00	330.00
33-697-4760-0000									
SUPPORT & MAINTENANCE	0.00	0.00	1,500.00	852.39	1,500.00	497.52	0.00	1,500.00	1,500.00
33-697-4950-0000									
UNCLASSIFIED	3,000.00	0.00	2,500.00	0.00	1,000.00	0.00	0.00	1,000.00	1,000.00
ReportGroup: 420 - Other Services & Charges Total:	3,000.00	0.00	4,000.00	876.39	2,800.00	690.67	210.79	2,830.00	2,830.00
Department: 697 - SECURITY FEES Total:	3,000.00	0.00	4,000.00	876.39	2,800.00	690.67	210.79	2,830.00	2,830.00
Expense Total:	3,000.00	0.00	4,000.00	876.39	2,800.00	690.67	210.79	2,830.00	2,830.00
Fund: 33 - CRTHSE SECURITY - JPS Surplus (Deficit):	(680.00)	1,563.51	(2,400.00)	212.10	(1,700.00)	599.86	1,235.78	(1,580.00)	(1,580.00)

Budget - ADOPTED

For Fiscal: 2022-2023 Period Ending: 08/31/2023

Defined Budgets

	2020-2021 Total Budget	2020-2021 Total Activity	2021-2022 Total Budget	2021-2022 Total Activity	2022-2023 Total Budget	2022-2023 YTD Activity	2022-2023 PJ	2023-2024 PROPOSED	2023-2024 2023-2024
Fund: 34 - CHILD ABUSE PREVENTION									
Revenue									
Department: 340 - CHARGES FOR SERVICES									
ReportGroup: 330 - Charges for Services									
34-340-3470-0000 DISTRICT CLERK	1,000.00	818.63	800.00	271.07	300.00	50.41	67.05	0.00	0.00
ReportGroup: 330 - Charges for Services Total:	1,000.00	818.63	800.00	271.07	300.00	50.41	67.05	0.00	0.00
Department: 340 - CHARGES FOR SERVICES Total:	1,000.00	818.63	800.00	271.07	300.00	50.41	67.05	0.00	0.00
Department: 350 - FINES									
ReportGroup: 340 - Fines & Forfeitures									
34-350-3570-0000 FINES, DIST CLERK - CAP20	100.00	0.00	0.00	0.00	0.00	0.00	0.00	0.00	0.00
34-350-3571-0000 FINE, DIST CLK (FAMV)	100.00	10.00	20.00	360.18	300.00	325.31	278.75	200.00	200.00
ReportGroup: 340 - Fines & Forfeitures Total:	200.00	10.00	20.00	360.18	300.00	325.31	278.75	200.00	200.00
Department: 350 - FINES Total:	200.00	10.00	20.00	360.18	300.00	325.31	278.75	200.00	200.00
Revenue Total:	1,200.00	828.63	820.00	631.25	600.00	375.72	345.80	200.00	200.00
Expense									
Department: 640 - HEALTH & HUMAN SERVICES									
ReportGroup: 420 - Other Services & Charges									
34-640-4950-0000 UNCLASSIFIED	1,000.00	1,000.00	800.00	800.00	500.00	0.00	0.00	500.00	500.00
ReportGroup: 420 - Other Services & Charges Total:	1,000.00	1,000.00	800.00	800.00	500.00	0.00	0.00	500.00	500.00
Department: 640 - HEALTH & HUMAN SERVICES Total:	1,000.00	1,000.00	800.00	800.00	500.00	0.00	0.00	500.00	500.00
Expense Total:	1,000.00	1,000.00	800.00	800.00	500.00	0.00	0.00	500.00	500.00
Fund: 34 - CHILD ABUSE PREVENTION Surplus (Deficit):	200.00	(171.37)	20.00	(168.75)	100.00	375.72	345.80	(300.00)	(300.00)

Budget - ADOPTED

For Fiscal: 2022-2023 Period Ending: 08/31/2023

Defined Budgets

	2020-2021 Total Budget	2020-2021 Total Activity	2021-2022 Total Budget	2021-2022 Total Activity	2022-2023 Total Budget	2022-2023 YTD Activity	2022-2023 PJ	2023-2024 PROPOSED	2023-2024 2023-2024	
Fund: 35 - CHILD WELFARE										
Revenue										
Department: 360 - INTEREST										
ReportGroup: 350 - Miscellaneous Revenue										
35-360-3600-0000	INTEREST	36.00	8.11	3.00	60.32	50.00	274.16	340.75	150.00	150.00
ReportGroup: 350 - Miscellaneous Revenue Total:		36.00	8.11	3.00	60.32	50.00	274.16	340.75	150.00	150.00
Department: 360 - INTEREST Total:		36.00	8.11	3.00	60.32	50.00	274.16	340.75	150.00	150.00
Revenue Total:		36.00	8.11	3.00	60.32	50.00	274.16	340.75	150.00	150.00
Expense										
Department: 641 - CHILD WELFARE										
ReportGroup: 420 - Other Services & Charges										
35-641-4950-0000	UNCLASSIFIED	2,500.00	0.00	2,500.00	700.00	2,800.00	1,000.00	1,000.00	2,500.00	2,500.00
Budget Detail										
Budget Code	Description			Units	Price	Amount				
2023-2024	CHILD ADVOCACY/PREVENTION			1.00	1,000.00	1,000.00				
2023-2024	OTHER			1.00	1,500.00	1,500.00				
ReportGroup: 420 - Other Services & Charges Total:		2,500.00	0.00	2,500.00	700.00	2,800.00	1,000.00	1,000.00	2,500.00	2,500.00
Department: 641 - CHILD WELFARE Total:		2,500.00	0.00	2,500.00	700.00	2,800.00	1,000.00	1,000.00	2,500.00	2,500.00
Expense Total:		2,500.00	0.00	2,500.00	700.00	2,800.00	1,000.00	1,000.00	2,500.00	2,500.00
Fund: 35 - CHILD WELFARE Surplus (Deficit):		(2,464.00)	8.11	(2,497.00)	(639.68)	(2,750.00)	(725.84)	(659.25)	(2,350.00)	(2,350.00)

Budget - ADOPTED

For Fiscal: 2022-2023 Period Ending: 08/31/2023

Defined Budgets

	2020-2021 Total Budget	2020-2021 Total Activity	2021-2022 Total Budget	2021-2022 Total Activity	2022-2023 Total Budget	2022-2023 YTD Activity	2022-2023 PJ	2023-2024 PROPOSED	2023-2024 2023-2024	
Fund: 36 - HISTORICAL COMMISSION										
Revenue										
Department: 360 - INTEREST										
ReportGroup: 350 - Miscellaneous Revenue										
36-360-3600-0000	INTEREST	132.00	34.45	20.00	267.87	200.00	1,297.03	1,571.00	1,000.00	1,000.00
ReportGroup: 350 - Miscellaneous Revenue Total:		132.00	34.45	20.00	267.87	200.00	1,297.03	1,571.00	1,000.00	1,000.00
Department: 360 - INTEREST Total:		132.00	34.45	20.00	267.87	200.00	1,297.03	1,571.00	1,000.00	1,000.00
Department: 390 - OTHER FINANCING SOURCES										
ReportGroup: 390 - Other revenue										
36-390-3910-0000	TRANSFER FROM GENERAL	1,181.00	1,181.00	1,303.00	1,303.00	1,429.00	1,429.00	1,429.00	4,702.00	4,702.00
ReportGroup: 390 - Other revenue Total:		1,181.00	1,181.00	1,303.00	1,303.00	1,429.00	1,429.00	1,429.00	4,702.00	4,702.00
Department: 390 - OTHER FINANCING SOURCES Total:		1,181.00	1,181.00	1,303.00	1,303.00	1,429.00	1,429.00	1,429.00	4,702.00	4,702.00
Revenue Total:		1,313.00	1,215.45	1,323.00	1,570.87	1,629.00	2,726.03	3,000.00	5,702.00	5,702.00
Expense										
Department: 661 - HISTORICAL COMMISSION										
ReportGroup: 420 - Other Services & Charges										
36-661-4710-0000	INSURANCE/BONDS	1,253.00	1,253.00	1,429.00	1,429.00	4,702.00	4,702.00	4,702.00	4,890.00	4,890.00
36-661-4950-0000	UNCLASSIFIED	33,928.00	60.00	33,774.00	199.00	29,497.00	59.90	198.90	31,110.00	31,110.00
ReportGroup: 420 - Other Services & Charges Total:		35,181.00	1,313.00	35,203.00	1,628.00	34,199.00	4,761.90	4,900.90	36,000.00	36,000.00
Department: 661 - HISTORICAL COMMISSION Total:		35,181.00	1,313.00	35,203.00	1,628.00	34,199.00	4,761.90	4,900.90	36,000.00	36,000.00
Expense Total:		35,181.00	1,313.00	35,203.00	1,628.00	34,199.00	4,761.90	4,900.90	36,000.00	36,000.00
Fund: 36 - HISTORICAL COMMISSION Surplus (Deficit):		(33,868.00)	(97.55)	(33,880.00)	(57.13)	(32,570.00)	(2,035.87)	(1,900.90)	(30,298.00)	(30,298.00)

Budget - ADOPTED

For Fiscal: 2022-2023 Period Ending: 08/31/2023

Defined Budgets

	2020-2021 Total Budget	2020-2021 Total Activity	2021-2022 Total Budget	2021-2022 Total Activity	2022-2023 Total Budget	2022-2023 YTD Activity	2022-2023 PJ	2023-2024 PROPOSED	2023-2024 2023-2024
Fund: 37 - MEDIATION FUND									
Revenue									
Department: 342 - CHARGES FOR SERVICES									
ReportGroup: 330 - Charges for Services									
37-342-3413-0000 PROSECUTORS FEES	0.00	1,676.00	0.00	1,000.00	0.00	0.00	0.00	0.00	0.00
ReportGroup: 330 - Charges for Services Total:	0.00	1,676.00	0.00	1,000.00	0.00	0.00	0.00	0.00	0.00
Department: 342 - CHARGES FOR SERVICES Total:	0.00	1,676.00	0.00	1,000.00	0.00	0.00	0.00	0.00	0.00
Revenue Total:	0.00	1,676.00	0.00	1,000.00	0.00	0.00	0.00	0.00	0.00
Expense									
Department: 437 - CRIMINAL DISTRICT ATTORNEY									
ReportGroup: 410 - Supplies									
37-437-4310-0000 OFFICE SUPPLIES & EXPENSES	0.00	0.00	2,626.00	0.00	4,000.00	0.00	0.00	4,126.00	4,126.00
ReportGroup: 410 - Supplies Total:	0.00	0.00	2,626.00	0.00	4,000.00	0.00	0.00	4,126.00	4,126.00
Department: 437 - CRIMINAL DISTRICT ATTORNEY Total:	0.00	0.00	2,626.00	0.00	4,000.00	0.00	0.00	4,126.00	4,126.00
Expense Total:	0.00	0.00	2,626.00	0.00	4,000.00	0.00	0.00	4,126.00	4,126.00
Fund: 37 - MEDIATION FUND Surplus (Deficit):	0.00	1,676.00	(2,626.00)	1,000.00	(4,000.00)	0.00	0.00	(4,126.00)	(4,126.00)

Budget - ADOPTED

For Fiscal: 2022-2023 Period Ending: 08/31/2023

Defined Budgets

	2020-2021 Total Budget	2020-2021 Total Activity	2021-2022 Total Budget	2021-2022 Total Activity	2022-2023 Total Budget	2022-2023 YTD Activity	2022-2023 PJ	2023-2024 PROPOSED	2023-2024 2023-2024	
Fund: 39 - BRIDGE REPLACEMENT										
Revenue										
Department: 360 - INTEREST										
ReportGroup: 350 - Miscellaneous Revenue										
39-360-3600-0000	INTEREST	530.00	225.21	180.00	2,290.05	2,000.00	13,357.27	15,634.72	13,000.00	13,000.00
	ReportGroup: 350 - Miscellaneous Revenue Total:	530.00	225.21	180.00	2,290.05	2,000.00	13,357.27	15,634.72	13,000.00	13,000.00
	Department: 360 - INTEREST Total:	530.00	225.21	180.00	2,290.05	2,000.00	13,357.27	15,634.72	13,000.00	13,000.00
Department: 390 - OTHER FINANCING SOURCES										
ReportGroup: 390 - Other revenue										
39-390-3910-0000	TRS FROM GENERAL	50,000.00	50,000.00	50,000.00	50,000.00	50,000.00	50,000.00	50,000.00	50,000.00	50,000.00
	ReportGroup: 390 - Other revenue Total:	50,000.00	50,000.00	50,000.00	50,000.00	50,000.00	50,000.00	50,000.00	50,000.00	50,000.00
	Department: 390 - OTHER FINANCING SOURCES Total:	50,000.00	50,000.00	50,000.00	50,000.00	50,000.00	50,000.00	50,000.00	50,000.00	50,000.00
	Revenue Total:	50,530.00	50,225.21	50,180.00	52,290.05	52,000.00	63,357.27	65,634.72	63,000.00	63,000.00
Expense										
Department: 610 - GENERAL ROAD & BRIDGE										
ReportGroup: 430 - Capital Outlay										
39-610-5800-0000	BRIDGE REPLACEMENT	240,000.00	0.00	289,000.00	0.00	342,742.00	0.00	0.00	358,500.00	418,000.00
	ReportGroup: 430 - Capital Outlay Total:	240,000.00	0.00	289,000.00	0.00	342,742.00	0.00	0.00	358,500.00	418,000.00
	Department: 610 - GENERAL ROAD & BRIDGE Total:	240,000.00	0.00	289,000.00	0.00	342,742.00	0.00	0.00	358,500.00	418,000.00
	Expense Total:	240,000.00	0.00	289,000.00	0.00	342,742.00	0.00	0.00	358,500.00	418,000.00
	Fund: 39 - BRIDGE REPLACEMENT Surplus (Deficit):	(189,470.00)	50,225.21	(238,820.00)	52,290.05	(290,742.00)	63,357.27	65,634.72	(295,500.00)	(355,000.00)

Budget - ADOPTED

For Fiscal: 2022-2023 Period Ending: 08/31/2023

Defined Budgets

	2020-2021 Total Budget	2020-2021 Total Activity	2021-2022 Total Budget	2021-2022 Total Activity	2022-2023 Total Budget	2022-2023 YTD Activity	2022-2023 PJ	2023-2024 PROPOSED	2023-2024 2023-2024
Fund: 40 - HIGHWAY									
Revenue									
Department: 333 - STATE GRANTS									
ReportGroup: 320 - Intergovernmental Revenue									
40-333-3250-0000									
TXDOT GRANT (TIF)	371,765.63	371,765.65	444,030.58	377,274.63	212,211.62	0.00	187,823.36	101,973.00	116,406.00
ReportGroup: 320 - Intergovernmental Revenue Total:	371,765.63	371,765.65	444,030.58	377,274.63	212,211.62	0.00	187,823.36	101,973.00	116,406.00
Department: 333 - STATE GRANTS Total:	371,765.63	371,765.65	444,030.58	377,274.63	212,211.62	0.00	187,823.36	101,973.00	116,406.00
Department: 334 - SHARED REVENUES									
ReportGroup: 320 - Intergovernmental Revenue									
40-334-3340-0000									
MOTOR VEH LICENSE	355,450.00	355,531.00	355,450.00	355,725.17	355,450.00	356,467.94	355,450.00	355,450.00	355,450.00
40-334-3350-0000									
RD & BRIDGE FEE - \$10	141,410.00	142,490.00	142,000.00	144,491.00	142,000.00	129,290.50	144,000.00	143,000.00	143,000.00
40-334-3370-0000									
WEIGH FEES	80,000.00	70,370.40	75,000.00	66,403.60	70,000.00	69,875.84	69,875.84	70,000.00	70,000.00
ReportGroup: 320 - Intergovernmental Revenue Total:	576,860.00	568,391.40	572,450.00	566,619.77	567,450.00	555,634.28	569,325.84	568,450.00	568,450.00
Department: 334 - SHARED REVENUES Total:	576,860.00	568,391.40	572,450.00	566,619.77	567,450.00	555,634.28	569,325.84	568,450.00	568,450.00
Department: 370 - MISCELLANEOUS REVENUE									
ReportGroup: 350 - Miscellaneous Revenue									
40-370-3710-0000									
MISCELLANEOUS REVENUE	16,497.04	16,497.04	12,134.34	12,134.34	447.36	0.00	0.00	0.00	0.00
ReportGroup: 350 - Miscellaneous Revenue Total:	16,497.04	16,497.04	12,134.34	12,134.34	447.36	0.00	0.00	0.00	0.00
Department: 370 - MISCELLANEOUS REVENUE Total:	16,497.04	16,497.04	12,134.34	12,134.34	447.36	0.00	0.00	0.00	0.00
Department: 390 - OTHER FINANCING SOURCES									
ReportGroup: 390 - Other revenue									
40-390-3910-0000									
TRS FROM GENERAL	10,180.31	619,722.00	0.00	0.00	0.00	0.00	0.00	0.00	0.00
ReportGroup: 390 - Other revenue Total:	10,180.31	619,722.00	0.00	0.00	0.00	0.00	0.00	0.00	0.00
Department: 390 - OTHER FINANCING SOURCES Total:	10,180.31	619,722.00	0.00	0.00	0.00	0.00	0.00	0.00	0.00
Revenue Total:	975,302.98	1,576,376.09	1,028,614.92	956,028.74	780,108.98	555,634.28	757,149.20	670,423.00	684,856.00
Expense									
Department: 610 - GENERAL ROAD & BRIDGE									
ReportGroup: 410 - Supplies									
40-610-4375-0000									
PARTS, SUPPLIES, REPAIRS	5,252.01	5,232.01	5,407.00	5,406.23	5,915.00	4,937.01	4,500.00	6,000.00	12,500.00
Budget Detail									
Budget Code	Description		Units	Price	Amount				
2023-2024	DECKING, TRAILER		1.00	3,000.00	3,000.00				
2023-2024	OTHER		1.00	6,000.00	6,000.00				
2023-2024	TIRES, TRAILER		1.00	3,500.00	3,500.00				

Budget - ADOPTED

For Fiscal: 2022-2023 Period Ending: 08/31/2023

Defined Budgets

		2020-2021 Total Budget	2020-2021 Total Activity	2021-2022 Total Budget	2021-2022 Total Activity	2022-2023 Total Budget	2022-2023 YTD Activity	2022-2023 PJ	2023-2024 PROPOSED	2023-2024 2023-2024
40-610-4380-0000	ROAD MATERIALS	0.00	0.00	593.00	592.65	0.00	0.00	0.00	0.00	0.00
	ReportGroup: 410 - Supplies Total:	5,252.01	5,232.01	6,000.00	5,998.88	5,915.00	4,937.01	4,500.00	6,000.00	12,500.00
	ReportGroup: 420 - Other Services & Charges									
40-610-4710-0000	INSURANCE/BONDS	654.00	654.00	680.00	649.00	765.00	765.00	765.00	800.00	800.00
40-610-4740-0000	UTILITIES	1,276.00	1,275.04	1,300.00	1,187.04	1,500.00	1,218.39	1,420.00	1,500.00	1,500.00
	ReportGroup: 420 - Other Services & Charges Total:	1,930.00	1,929.04	1,980.00	1,836.04	2,265.00	1,983.39	2,185.00	2,300.00	2,300.00
	Department: 610 - GENERAL ROAD & BRIDGE Total:	7,182.01	7,161.05	7,980.00	7,834.92	8,180.00	6,920.40	6,685.00	8,300.00	14,800.00
	Department: 611 - R&B #1, GENERAL									
	ReportGroup: 410 - Supplies									
40-611-4380-0000	ROAD MATERIALS, PCT 1	25,000.00	25,000.00	25,000.00	25,000.00	25,000.00	13,947.30	25,000.00	25,000.00	25,000.00
	ReportGroup: 410 - Supplies Total:	25,000.00	25,000.00	25,000.00	25,000.00	25,000.00	13,947.30	25,000.00	25,000.00	25,000.00
	ReportGroup: 430 - Capital Outlay									
40-611-5550-0000	CAPITAL OUTLAY - ROADS	69,493.87	107,542.58	102,584.34	87,125.43	84,783.99	36,800.00	36,800.00	45,984.00	74,714.00
40-611-5551-0000	CAPITAL - ROADS - EMERGENCY	0.00	0.00	74,804.00	74,628.00	0.00	0.00	0.00	0.00	0.00
	ReportGroup: 430 - Capital Outlay Total:	69,493.87	107,542.58	177,388.34	161,753.43	84,783.99	36,800.00	36,800.00	45,984.00	74,714.00
	Department: 611 - R&B #1, GENERAL Total:	94,493.87	132,542.58	202,388.34	186,753.43	109,783.99	50,747.30	61,800.00	70,984.00	99,714.00
	Department: 612 - R&B #2, GENERAL									
	ReportGroup: 410 - Supplies									
40-612-4380-0000	ROAD MATERIALS, PCT 2	25,000.00	25,000.00	25,000.00	47,275.00	25,000.00	2,725.00	2,724.92	25,000.00	25,000.00
	ReportGroup: 410 - Supplies Total:	25,000.00	25,000.00	25,000.00	47,275.00	25,000.00	2,725.00	2,724.92	25,000.00	25,000.00
	ReportGroup: 430 - Capital Outlay									
40-612-5550-0000	CAPITAL OUTLAY - ROADS	110,178.40	129,513.59	160,909.57	130,504.57	0.00	0.00	0.00	0.00	0.00
40-612-5551-0000	CAPITAL - ROADS - EMERGENCY	0.00	0.00	276,400.00	274,126.87	0.00	0.00	0.00	0.00	0.00
	ReportGroup: 430 - Capital Outlay Total:	110,178.40	129,513.59	437,309.57	404,631.44	0.00	0.00	0.00	0.00	0.00
	Department: 612 - R&B #2, GENERAL Total:	135,178.40	154,513.59	462,309.57	451,906.44	25,000.00	2,725.00	2,724.92	25,000.00	25,000.00
	Department: 613 - R&B #3, GENERAL									
	ReportGroup: 410 - Supplies									
40-613-4380-0000	ROAD MATERIALS, PCT 3	25,000.00	25,000.00	25,000.00	25,000.00	25,000.00	11,502.50	25,000.00	25,000.00	25,000.00
	ReportGroup: 410 - Supplies Total:	25,000.00	25,000.00	25,000.00	25,000.00	25,000.00	11,502.50	25,000.00	25,000.00	25,000.00
	ReportGroup: 430 - Capital Outlay									
40-613-5550-0000	CAPITAL OUTLAY - ROADS	88,153.11	101,020.31	49,519.82	54,596.54	127,427.63	74,070.09	74,818.64	55,988.00	56,418.00

Budget - ADOPTED

For Fiscal: 2022-2023 Period Ending: 08/31/2023

		Defined Budgets								
		2020-2021	2020-2021	2021-2022	2021-2022	2022-2023	2022-2023	2022-2023	2023-2024	2023-2024
		Total Budget	Total Activity	Total Budget	Total Activity	Total Budget	YTD Activity	PJ	PROPOSED	2023-2024
40-613-5551-0000	CAPITAL - ROADS - EMERGENCY	1,761.30	1,761.30	172,702.00	77,110.20	63,390.50	32,950.92	63,390.71	0.00	0.00
	ReportGroup: 430 - Capital Outlay Total:	89,914.41	102,781.61	222,221.82	131,706.74	190,818.13	107,021.01	138,209.35	55,988.00	56,418.00
	Department: 613 - R&B #3, GENERAL Total:	114,914.41	127,781.61	247,221.82	156,706.74	215,818.13	118,523.51	163,209.35	80,988.00	81,418.00
	Department: 614 - R&B #4, GENERAL									
	ReportGroup: 410 - Supplies									
40-614-4380-0000	ROAD MATERIALS, PCT 4	48,613.00	48,613.00	25,000.00	25,000.00	25,000.00	24,999.90	25,000.00	25,000.00	25,000.00
	ReportGroup: 410 - Supplies Total:	48,613.00	48,613.00	25,000.00	25,000.00	25,000.00	24,999.90	25,000.00	25,000.00	25,000.00
	ReportGroup: 420 - Other Services & Charges									
40-614-4850-0000	ROW & EXPENSE	16,497.04	16,497.04	12,134.34	7,479.34	447.36	0.36	0.00	0.00	0.00
	ReportGroup: 420 - Other Services & Charges Total:	16,497.04	16,497.04	12,134.34	7,479.34	447.36	0.36	0.00	0.00	0.00
	ReportGroup: 430 - Capital Outlay									
40-614-5550-0000	CAPITAL OUTLAY - ROADS	103,940.26	159,405.57	131,016.85	131,016.85	0.00	0.00	0.00	0.00	0.00
40-614-5551-0000	CAPITAL - ROADS - EMERGENCY	7,887.00	7,887.00	95,816.00	45,630.00	34,294.65	34,294.65	34,294.65	0.00	0.00
	ReportGroup: 430 - Capital Outlay Total:	111,827.26	167,292.57	226,832.85	176,646.85	34,294.65	34,294.65	34,294.65	0.00	0.00
	Department: 614 - R&B #4, GENERAL Total:	176,937.30	232,402.61	263,967.19	209,126.19	59,742.01	59,294.91	59,294.65	25,000.00	25,000.00
	Department: 700 - TRANSFERS OUT									
	ReportGroup: 490 - Other									
40-700-7010-0000	TRS TO GENERAL	0.00	0.00	0.00	0.00	64,638.39	64,638.39	64,638.39	0.00	0.00
40-700-7041-0000	TRS TO R&B #1	106,322.00	106,322.00	101,509.00	101,509.00	101,509.00	101,509.00	101,509.00	105,768.00	105,768.00
40-700-7042-0000	TRS TO R&B #2	115,855.00	115,855.00	110,610.00	110,610.00	110,610.00	110,610.00	110,610.00	115,502.00	115,502.00
40-700-7043-0000	TRS TO R&B #3	91,998.00	91,998.00	87,834.00	87,834.00	87,834.00	87,834.00	87,834.00	91,728.00	91,728.00
40-700-7044-0000	TRS TO R&B #4	155,444.00	155,444.00	148,407.00	148,407.00	148,407.00	148,407.00	148,407.00	155,002.00	155,002.00
	ReportGroup: 490 - Other Total:	469,619.00	469,619.00	448,360.00	448,360.00	512,998.39	512,998.39	512,998.39	468,000.00	468,000.00
	Department: 700 - TRANSFERS OUT Total:	469,619.00	469,619.00	448,360.00	448,360.00	512,998.39	512,998.39	512,998.39	468,000.00	468,000.00
	Expense Total:	998,324.99	1,124,020.44	1,632,226.92	1,460,687.72	931,522.52	751,209.51	806,712.31	678,272.00	713,932.00
	Fund: 40 - HIGHWAY Surplus (Deficit):	(23,022.01)	452,355.65	(603,612.00)	(504,658.98)	(151,413.54)	(195,575.23)	(49,563.11)	(7,849.00)	(29,076.00)

Budget - ADOPTED

For Fiscal: 2022-2023 Period Ending: 08/31/2023

Defined Budgets

	2020-2021 Total Budget	2020-2021 Total Activity	2021-2022 Total Budget	2021-2022 Total Activity	2022-2023 Total Budget	2022-2023 YTD Activity	2022-2023 PJ	2023-2024 PROPOSED	2023-2024 2023-2024	
Fund: 41 - ROAD & BRIDGE GEN NO. 1										
Revenue										
Department: 360 - INTEREST										
ReportGroup: 350 - Miscellaneous Revenue										
41-360-3600-0000	INTEREST	600.00	271.95	200.00	1,182.28	500.00	13,222.25	14,747.00	10,000.00	10,000.00
ReportGroup: 350 - Miscellaneous Revenue Total:		600.00	271.95	200.00	1,182.28	500.00	13,222.25	14,747.00	10,000.00	10,000.00
Department: 360 - INTEREST Total:		600.00	271.95	200.00	1,182.28	500.00	13,222.25	14,747.00	10,000.00	10,000.00
Department: 364 - SALES & COMPENSATED LOSSES										
ReportGroup: 350 - Miscellaneous Revenue										
41-364-3640-0000	SALE OF FIXED ASSETS	0.00	1,130.00	0.00	0.00	0.00	(12.50)	0.00	0.00	0.00
ReportGroup: 350 - Miscellaneous Revenue Total:		0.00	1,130.00	0.00	0.00	0.00	(12.50)	0.00	0.00	0.00
Department: 364 - SALES & COMPENSATED LOSSES Total:		0.00	1,130.00	0.00	0.00	0.00	(12.50)	0.00	0.00	0.00
Department: 370 - MISCELLANEOUS REVENUE										
ReportGroup: 350 - Miscellaneous Revenue										
41-370-3710-0000	MISCELLANEOUS REVENUE	100.00	3,756.55	100.00	1,220.30	100.00	754.62	754.62	0.00	0.00
ReportGroup: 350 - Miscellaneous Revenue Total:		100.00	3,756.55	100.00	1,220.30	100.00	754.62	754.62	0.00	0.00
Department: 370 - MISCELLANEOUS REVENUE Total:		100.00	3,756.55	100.00	1,220.30	100.00	754.62	754.62	0.00	0.00
Department: 390 - OTHER FINANCING SOURCES										
ReportGroup: 390 - Other revenue										
41-390-3910-0000	TRS FROM GENERAL	439,739.00	443,854.75	458,744.00	458,744.00	466,741.00	466,741.00	466,741.00	475,870.00	475,870.00
41-390-3940-0000	TRS FROM HIGHWAY	106,322.00	106,322.00	101,509.00	101,509.00	101,509.00	101,509.00	101,509.00	105,768.00	105,768.00
ReportGroup: 390 - Other revenue Total:		546,061.00	550,176.75	560,253.00	560,253.00	568,250.00	568,250.00	568,250.00	581,638.00	581,638.00
Department: 390 - OTHER FINANCING SOURCES Total:		546,061.00	550,176.75	560,253.00	560,253.00	568,250.00	568,250.00	568,250.00	581,638.00	581,638.00
Revenue Total:		546,761.00	555,335.25	560,553.00	562,655.58	568,850.00	582,214.37	583,751.62	591,638.00	591,638.00
Expense										
Department: 611 - R&B #1, GENERAL										
ReportGroup: 400 - Payroll Expenses										
41-611-4070-0000	SALARY, TRAVEL ALLOWANCE	9,100.00	9,100.00	9,100.00	9,100.00	10,000.00	9,230.64	10,000.00	10,000.00	10,000.00
41-611-4071-0000	SALARY, UNIFORM ALLOWANCE	125.00	0.00	125.00	0.00	125.00	0.00	125.00	125.00	125.00
41-611-4085-0000	LONGEVITY	7,864.00	7,864.00	7,848.00	7,848.00	8,408.00	8,408.00	8,408.00	7,192.00	7,192.00
41-611-4090-0000	SALARY, PCT	50,457.00	50,281.62	52,476.00	52,737.62	54,051.00	49,881.60	54,051.00	56,214.00	56,214.00
41-611-4140-0000	SALARY, PCT	46,336.00	46,321.60	48,190.00	48,172.80	49,636.00	45,811.20	49,629.00	51,622.00	51,622.00
41-611-4142-0000	SALARY, PCT	46,336.00	46,321.62	48,190.00	48,172.80	49,636.00	45,811.21	49,636.00	51,622.00	51,622.00
41-611-4143-0000	SALARY, PCT	45,223.00	45,219.20	47,032.00	47,028.81	48,443.00	42,240.88	45,966.00	50,381.00	50,381.00

Budget - ADOPTED

For Fiscal: 2022-2023 Period Ending: 08/31/2023

		Defined Budgets								
		2020-2021	2020-2021	2021-2022	2021-2022	2022-2023	2022-2023	2022-2023	2023-2024	2023-2024
		Total Budget	Total Activity	Total Budget	Total Activity	Total Budget	YTD Activity	PJ	PROPOSED	2023-2024
41-611-4144-0000	SALARY, PCT	44,790.00	44,175.68	47,032.00	47,028.82	48,443.00	44,697.60	48,423.00	50,381.00	50,381.00
41-611-4180-0000	SALARY, PT TIME, PRECINCTS	433.00	432.19	0.00	0.00	0.00	0.00	0.00	0.00	0.00
41-611-4201-0000	FRG BENE, SOC SEC TAXES	19,176.00	17,719.65	19,890.00	18,723.76	20,470.00	17,758.60	19,189.00	21,232.00	21,232.00
41-611-4202-0000	FRG BENE, GROUP INS	84,307.00	83,179.68	86,527.00	85,911.54	86,874.00	78,695.21	86,063.00	90,056.00	90,056.00
41-611-4203-0000	FRG BENE, RETIREMENT	24,014.00	23,918.32	26,455.00	26,408.55	25,653.00	23,569.80	25,405.00	26,755.00	26,755.00
41-611-4204-0000	FRG BENE, WORKERS COMPEN...	5,354.00	4,530.20	4,837.00	3,648.32	3,956.00	3,955.72	3,955.72	4,217.00	4,217.00
41-611-4206-0000	FRG BENE, UNEMPLOYMENT C...	121.00	119.94	126.00	125.34	130.00	118.18	128.00	161.00	161.00
ReportGroup: 400 - Payroll Expenses Total:		383,636.00	379,183.70	397,828.00	394,906.36	405,825.00	370,178.64	400,978.72	419,958.00	419,958.00
ReportGroup: 410 - Supplies										
41-611-4310-0000	OFFICE SUPPLIES & EXPENSES	500.00	235.62	462.00	262.59	500.00	373.48	374.00	500.00	500.00
41-611-4355-0000	CULVERT, FLUMING & TILE	20,000.00	3,346.56	17,700.00	17,193.32	1,755.60	1,755.60	1,756.00	15,000.00	15,000.00
41-611-4360-0000	FUEL	40,000.00	23,064.30	40,000.00	28,746.60	45,000.00	40,140.74	40,140.00	46,000.00	46,000.00
41-611-4370-0000	OIL, GREASE & COOLANT	4,500.00	2,440.89	4,500.00	4,495.02	5,000.00	3,366.14	3,600.00	4,000.00	4,000.00
41-611-4375-0000	PARTS, SUPPLIES, REPAIRS	42,000.00	39,214.32	45,700.00	44,337.60	67,673.89	43,856.74	45,000.00	40,000.00	40,000.00
41-611-4380-0000	ROAD MATERIALS	79,800.00	69,101.39	83,848.00	67,561.28	28,597.51	28,597.14	28,597.00	21,780.00	21,780.00
41-611-4381-0000	ROAD MATERIALS, C/O	0.00	0.00	660.00	0.00	0.00	0.00	0.00	0.00	68,000.00
41-611-4385-0000	SIGNS, SIGN BLANKS	2,500.00	1,448.77	2,500.00	2,311.67	2,500.00	296.77	297.00	2,500.00	2,500.00
41-611-4390-0000	TIRES & TUBES	10,500.00	9,949.46	12,400.00	11,894.66	8,000.00	4,320.25	4,713.00	10,000.00	10,000.00
41-611-4395-0000	WEED & BRUSH CHEMICALS	3,000.00	1,646.25	1,260.00	1,259.63	3,000.00	0.00	0.00	3,000.00	3,000.00
ReportGroup: 410 - Supplies Total:		202,800.00	150,447.56	209,030.00	178,062.37	162,027.00	122,706.86	124,477.00	142,780.00	210,780.00
ReportGroup: 420 - Other Services & Charges										
41-611-4620-0000	COMMUNICATIONS	4,000.00	2,919.23	3,103.00	3,132.66	3,096.00	2,505.21	2,728.30	4,000.00	4,000.00
41-611-4660-0000	LEGAL & BID NOTICES	500.00	42.28	213.00	32.32	500.00	21.70	21.70	500.00	500.00
41-611-4680-0000	TRAVEL/TRAINING	3,500.00	3,378.91	3,500.00	3,194.20	4,000.00	2,606.87	3,407.00	3,500.00	3,500.00
41-611-4710-0000	INSURANCE/BONDS	12,525.00	12,525.00	9,201.00	8,607.75	10,300.00	10,299.75	10,299.75	11,000.00	11,000.00
41-611-4740-0000	UTILITIES	5,300.00	3,134.78	4,900.00	3,967.10	5,000.00	3,572.57	4,209.26	5,000.00	5,000.00
41-611-4770-0000	RENTAL	1,000.00	780.00	1,000.00	1,000.00	1,020.00	990.00	990.00	1,200.00	1,200.00
41-611-4785-0000	UNIFORMS	1,800.00	1,673.15	1,800.00	1,649.80	2,980.00	2,021.33	2,105.00	1,700.00	1,700.00
41-611-4950-0000	UNCLASSIFIED	0.00	0.00	600.00	0.00	738.00	0.00	0.00	2,000.00	2,000.00
ReportGroup: 420 - Other Services & Charges Total:		28,625.00	24,453.35	24,317.00	21,583.83	27,634.00	22,017.43	23,761.01	28,900.00	28,900.00
Department: 611 - R&B #1, GENERAL Total:		615,061.00	554,084.61	631,175.00	594,552.56	595,486.00	514,902.93	549,216.73	591,638.00	659,638.00

Budget - ADOPTED

For Fiscal: 2022-2023 Period Ending: 08/31/2023

Defined Budgets

	2020-2021 Total Budget	2020-2021 Total Activity	2021-2022 Total Budget	2021-2022 Total Activity	2022-2023 Total Budget	2022-2023 YTD Activity	2022-2023 PJ	2023-2024 PROPOSED	2023-2024 2023-2024
Department: 700 - TRANSFERS OUT									
ReportGroup: 490 - Other									
41-700-7050-0000 TRS TO EQUIP REPLACEMENT #1	0.00	0.00	0.00	0.00	1,704.00	1,704.00	1,704.00	0.00	0.00
ReportGroup: 490 - Other Total:	0.00	0.00	0.00	0.00	1,704.00	1,704.00	1,704.00	0.00	0.00
Department: 700 - TRANSFERS OUT Total:	0.00	0.00	0.00	0.00	1,704.00	1,704.00	1,704.00	0.00	0.00
Expense Total:	615,061.00	554,084.61	631,175.00	594,552.56	597,190.00	516,606.93	550,920.73	591,638.00	659,638.00
Fund: 41 - ROAD & BRIDGE GEN NO. 1 Surplus (Deficit):	(68,300.00)	1,250.64	(70,622.00)	(31,896.98)	(28,340.00)	65,607.44	32,830.89	0.00	(68,000.00)

Budget - ADOPTED

For Fiscal: 2022-2023 Period Ending: 08/31/2023

Defined Budgets

	2020-2021 Total Budget	2020-2021 Total Activity	2021-2022 Total Budget	2021-2022 Total Activity	2022-2023 Total Budget	2022-2023 YTD Activity	2022-2023 PJ	2023-2024 PROPOSED	2023-2024 2023-2024	
Fund: 42 - ROAD & BRIDGE GEN NO. 2										
Revenue										
Department: 360 - INTEREST										
ReportGroup: 350 - Miscellaneous Revenue										
42-360-3600-0000	INTEREST	700.00	340.54	200.00	1,705.37	1,200.00	16,439.88	18,563.73	14,500.00	14,500.00
ReportGroup: 350 - Miscellaneous Revenue Total:		700.00	340.54	200.00	1,705.37	1,200.00	16,439.88	18,563.73	14,500.00	14,500.00
Department: 360 - INTEREST Total:		700.00	340.54	200.00	1,705.37	1,200.00	16,439.88	18,563.73	14,500.00	14,500.00
Department: 364 - SALES & COMPENSATED LOSSES										
ReportGroup: 350 - Miscellaneous Revenue										
42-364-3640-0000	SALE OF FIXED ASSETS	0.00	0.00	0.00	0.00	0.00	(9.38)	0.00	0.00	0.00
ReportGroup: 350 - Miscellaneous Revenue Total:		0.00	0.00	0.00	0.00	0.00	(9.38)	0.00	0.00	0.00
Department: 364 - SALES & COMPENSATED LOSSES Total:		0.00	0.00	0.00	0.00	0.00	(9.38)	0.00	0.00	0.00
Department: 370 - MISCELLANEOUS REVENUE										
ReportGroup: 350 - Miscellaneous Revenue										
42-370-3710-0000	MISCELLANEOUS REVENUE	100.00	361.68	100.00	2,202.40	100.00	1,487.79	1,487.79	0.00	0.00
ReportGroup: 350 - Miscellaneous Revenue Total:		100.00	361.68	100.00	2,202.40	100.00	1,487.79	1,487.79	0.00	0.00
Department: 370 - MISCELLANEOUS REVENUE Total:		100.00	361.68	100.00	2,202.40	100.00	1,487.79	1,487.79	0.00	0.00
Department: 390 - OTHER FINANCING SOURCES										
ReportGroup: 390 - Other revenue										
42-390-3910-0000	TRS FROM GENERAL	467,875.00	467,875.00	479,088.00	479,088.00	477,480.00	477,480.00	477,480.00	488,744.00	488,744.00
42-390-3940-0000	TRS FROM HIGHWAY	115,855.00	115,855.00	110,610.00	110,610.00	110,610.00	110,610.00	110,610.00	115,502.00	115,502.00
ReportGroup: 390 - Other revenue Total:		583,730.00	583,730.00	589,698.00	589,698.00	588,090.00	588,090.00	588,090.00	604,246.00	604,246.00
Department: 390 - OTHER FINANCING SOURCES Total:		583,730.00	583,730.00	589,698.00	589,698.00	588,090.00	588,090.00	588,090.00	604,246.00	604,246.00
Revenue Total:		584,530.00	584,432.22	589,998.00	593,605.77	589,390.00	606,008.29	608,141.52	618,746.00	618,746.00
Expense										
Department: 612 - R&B #2, GENERAL										
ReportGroup: 400 - Payroll Expenses										
42-612-4070-0000	SALARY, TRAVEL ALLOWANCE	9,100.00	9,100.00	9,100.00	9,100.00	10,300.00	9,507.60	10,300.00	10,300.00	10,300.00
42-612-4085-0000	LONGEVITY	7,072.00	7,072.00	7,592.00	7,592.00	3,896.00	3,896.00	3,896.00	4,128.00	4,128.00
42-612-4090-0000	SALARY, PCT	50,457.00	50,440.11	52,476.00	52,711.87	54,051.00	49,881.62	54,051.00	56,214.00	56,214.00
42-612-4140-0000	SALARY, PCT	46,336.00	46,321.65	48,190.00	48,172.81	49,636.00	45,811.21	49,629.00	51,622.00	51,622.00
42-612-4142-0000	SALARY, PCT	46,336.00	40,796.00	48,190.00	47,222.38	49,636.00	45,811.22	49,629.00	51,622.00	51,622.00
42-612-4143-0000	SALARY, PCT	45,223.00	45,219.21	47,032.00	42,039.22	48,443.00	43,641.61	47,367.00	50,381.00	50,381.00
42-612-4144-0000	SALARY, PCT	45,223.00	45,219.20	47,032.00	46,812.81	48,443.00	21,133.81	21,134.00	50,381.00	50,381.00

Budget - ADOPTED

For Fiscal: 2022-2023 Period Ending: 08/31/2023

Defined Budgets

		2020-2021 Total Budget	2020-2021 Total Activity	2021-2022 Total Budget	2021-2022 Total Activity	2022-2023 Total Budget	2022-2023 YTD Activity	2022-2023 PJ	2023-2024 PROPOSED	2023-2024 2023-2024
42-612-4180-0000	SALARY, PT TIME, PRECINCTS	6,000.00	155.00	6,000.00	1,700.20	6,000.00	0.00	0.00	6,000.00	6,000.00
42-612-4201-0000	FRG BENE, SOC SEC TAXES	19,565.00	17,092.98	20,320.00	18,388.91	20,595.00	15,805.46	16,961.00	21,470.00	21,470.00
42-612-4202-0000	FRG BENE, GROUP INS	94,941.00	83,632.44	88,266.00	81,589.80	83,772.00	70,122.76	76,063.00	87,110.00	87,110.00
42-612-4203-0000	FRG BENE, RETIREMENT	24,501.00	23,361.68	27,040.00	25,925.90	25,824.00	21,080.64	22,576.00	27,055.00	27,055.00
42-612-4204-0000	FRG ENE, WORK COMP	5,469.00	4,628.48	4,948.00	3,730.48	3,980.00	3,979.68	3,979.68	4,262.00	4,262.00
42-612-4206-0000	FRG BENE, UNEMPLOYMENT C...	124.00	117.58	129.00	123.00	131.00	104.90	113.00	132.00	132.00
ReportGroup: 400 - Payroll Expenses Total:		400,347.00	373,156.33	406,315.00	385,109.38	404,707.00	330,776.51	355,698.68	420,677.00	420,677.00
ReportGroup: 410 - Supplies										
42-612-4310-0000	OFFICE SUPPLIES & EXPENSES	450.00	112.49	766.00	515.22	450.00	106.69	111.67	450.00	450.00
42-612-4355-0000	CULVERT, FLUMING & TILE	10,000.00	5,949.30	8,000.00	5,483.55	10,500.00	9,415.00	9,415.00	10,000.00	10,000.00
42-612-4360-0000	FUEL	30,000.00	23,427.91	39,996.00	38,273.84	35,000.00	33,073.45	33,074.00	40,000.00	40,000.00
42-612-4370-0000	OIL, GREASE & COOLANT	2,000.00	1,980.52	2,000.00	985.27	4,500.00	3,799.37	4,820.41	4,000.00	4,000.00
42-612-4375-0000	PARTS, SUPPLIES, REPAIRS	40,000.00	39,312.80	34,252.00	30,394.06	39,500.00	33,883.58	38,357.00	37,000.00	37,000.00
42-612-4380-0000	ROAD MATERIALS	73,336.00	42,766.31	99,325.00	95,235.12	148,903.00	147,336.96	148,903.00	65,987.00	65,987.00
42-612-4381-0000	ROAD MATERIALS, C/O	6,369.00	0.00	41,765.00	0.00	20,000.00	0.00	0.00	0.00	73,500.00
42-612-4385-0000	SIGNS, SIGN BLANKS	5,600.00	4,707.51	3,600.00	3,599.67	3,000.00	1,315.00	1,315.00	3,000.00	3,000.00
42-612-4390-0000	TIRES & TUBES	11,000.00	10,085.80	9,956.00	9,965.38	7,500.00	2,490.75	3,642.50	10,000.00	10,000.00
42-612-4395-0000	WEED & BRUSH CHEMICALS	1,200.00	603.75	2,342.00	2,306.89	2,000.00	1,326.43	1,326.43	3,000.00	3,000.00
ReportGroup: 410 - Supplies Total:		179,955.00	128,946.39	242,002.00	186,759.00	271,353.00	232,747.23	240,965.01	173,437.00	246,937.00
ReportGroup: 420 - Other Services & Charges										
42-612-4620-0000	COMMUNICATIONS	3,250.00	3,007.31	3,624.00	3,030.69	3,732.00	3,104.59	3,199.36	3,732.00	3,732.00
Budget Detail										
Budget Code	Description			Units	Price	Amount				
2023-2024	CELL REIM			12.00	120.00	1,440.00				
2023-2024	PHONE			12.00	191.00	2,292.00				
42-612-4660-0000	LEGAL & BID NOTICES	300.00	92.78	33.00	32.32	300.00	40.70	40.70	300.00	300.00
42-612-4680-0000	TRAVEL/TRAINING	3,100.00	2,927.84	2,560.00	2,559.69	3,350.00	2,649.13	3,449.00	2,700.00	2,700.00
42-612-4710-0000	INSURANCE/BONDS	5,610.00	5,222.00	5,784.00	5,783.75	7,876.00	7,875.25	7,875.25	8,500.00	8,500.00
42-612-4740-0000	UTILITIES	4,159.00	4,158.23	4,623.00	4,782.34	4,775.00	4,374.39	4,766.39	4,800.00	4,800.00
42-612-4770-0000	RENTAL	4,000.00	39.95	0.00	0.00	197.00	0.00	0.00	2,000.00	2,000.00
42-612-4785-0000	UNIFORMS	1,500.00	1,104.43	1,604.00	1,504.00	1,600.00	1,157.19	1,157.19	1,600.00	1,600.00

Budget - ADOPTED

For Fiscal: 2022-2023 Period Ending: 08/31/2023

Defined Budgets

		2020-2021 Total Budget	2020-2021 Total Activity	2021-2022 Total Budget	2021-2022 Total Activity	2022-2023 Total Budget	2022-2023 YTD Activity	2022-2023 PJ	2023-2024 PROPOSED	2023-2024 2023-2024
42-612-4950-0000	UNCLASSIFIED	500.00	76.94	85.00	76.94	500.00	193.63	193.63	500.00	500.00
ReportGroup: 420 - Other Services & Charges Total:		22,419.00	16,629.48	18,313.00	17,769.73	22,330.00	19,394.88	20,681.52	24,132.00	24,132.00
ReportGroup: 430 - Capital Outlay										
42-612-5500-0000	CAPITAL OUTLAY	1,559.00	1,553.47	0.00	0.00	0.00	0.00	0.00	0.00	0.00
42-612-5600-0000	CAPITAL OUTLAY - INVENTORY	250.00	250.00	0.00	0.00	0.00	0.00	0.00	500.00	500.00
Budget Detail										
Budget Code	Description			Units	Price	Amount				
2023-2024	PRINTER			1.00	500.00	500.00				
ReportGroup: 430 - Capital Outlay Total:		1,809.00	1,803.47	0.00	0.00	0.00	0.00	0.00	500.00	500.00
Department: 612 - R&B #2, GENERAL Total:		604,530.00	520,535.67	666,630.00	589,638.11	698,390.00	582,918.62	617,345.21	618,746.00	692,246.00
Department: 700 - TRANSFERS OUT										
ReportGroup: 490 - Other										
42-700-7051-0000	EQUIPMENT REPLACEMENT #2	150,000.00	150,000.00	0.00	0.00	0.00	0.00	0.00	0.00	0.00
ReportGroup: 490 - Other Total:		150,000.00	150,000.00	0.00	0.00	0.00	0.00	0.00	0.00	0.00
Department: 700 - TRANSFERS OUT Total:		150,000.00	150,000.00	0.00	0.00	0.00	0.00	0.00	0.00	0.00
Expense Total:		754,530.00	670,535.67	666,630.00	589,638.11	698,390.00	582,918.62	617,345.21	618,746.00	692,246.00
Fund: 42 - ROAD & BRIDGE GEN NO. 2 Surplus (Deficit):		(170,000.00)	(86,103.45)	(76,632.00)	3,967.66	(109,000.00)	23,089.67	(9,203.69)	0.00	(73,500.00)

Budget - ADOPTED

For Fiscal: 2022-2023 Period Ending: 08/31/2023

Defined Budgets

	2020-2021 Total Budget	2020-2021 Total Activity	2021-2022 Total Budget	2021-2022 Total Activity	2022-2023 Total Budget	2022-2023 YTD Activity	2022-2023 PJ	2023-2024 PROPOSED	2023-2024 2023-2024	
Fund: 43 - ROAD & BRIDGE GEN NO. 3										
Revenue										
Department: 360 - INTEREST										
ReportGroup: 350 - Miscellaneous Revenue										
43-360-3600-0000	INTEREST	600.00	228.05	120.00	1,878.40	600.00	17,760.28	20,541.00	10,000.00	10,000.00
ReportGroup: 350 - Miscellaneous Revenue Total:		600.00	228.05	120.00	1,878.40	600.00	17,760.28	20,541.00	10,000.00	10,000.00
Department: 360 - INTEREST Total:		600.00	228.05	120.00	1,878.40	600.00	17,760.28	20,541.00	10,000.00	10,000.00
Department: 364 - SALES & COMPENSATED LOSSES										
ReportGroup: 350 - Miscellaneous Revenue										
43-364-3640-0000	SALE OF FIXED ASSETS	0.00	8,945.03	0.00	0.00	0.00	(3.12)	0.00	0.00	0.00
ReportGroup: 350 - Miscellaneous Revenue Total:		0.00	8,945.03	0.00	0.00	0.00	(3.12)	0.00	0.00	0.00
Department: 364 - SALES & COMPENSATED LOSSES Total:		0.00	8,945.03	0.00	0.00	0.00	(3.12)	0.00	0.00	0.00
Department: 370 - MISCELLANEOUS REVENUE										
ReportGroup: 350 - Miscellaneous Revenue										
43-370-3710-0000	MISCELLANEOUS REVENUE	100.00	11,976.38	100.00	446.80	100.00	500.00	500.00	0.00	0.00
ReportGroup: 350 - Miscellaneous Revenue Total:		100.00	11,976.38	100.00	446.80	100.00	500.00	500.00	0.00	0.00
Department: 370 - MISCELLANEOUS REVENUE Total:		100.00	11,976.38	100.00	446.80	100.00	500.00	500.00	0.00	0.00
Department: 390 - OTHER FINANCING SOURCES										
ReportGroup: 390 - Other revenue										
43-390-3910-0000	TRS FROM GENERAL	360,280.00	360,280.00	378,828.00	378,828.00	381,240.00	381,240.00	381,240.00	387,447.00	387,447.00
43-390-3940-0000	TRS FROM HIGHWAY	91,998.00	91,998.00	87,834.00	87,834.00	87,834.00	87,834.00	87,834.00	91,728.00	91,728.00
ReportGroup: 390 - Other revenue Total:		452,278.00	452,278.00	466,662.00	466,662.00	469,074.00	469,074.00	469,074.00	479,175.00	479,175.00
Department: 390 - OTHER FINANCING SOURCES Total:		452,278.00	452,278.00	466,662.00	466,662.00	469,074.00	469,074.00	469,074.00	479,175.00	479,175.00
Revenue Total:		452,978.00	473,427.46	466,882.00	468,987.20	469,774.00	487,331.16	490,115.00	489,175.00	489,175.00
Expense										
Department: 613 - R&B #3, GENERAL										
ReportGroup: 400 - Payroll Expenses										
43-613-4070-0000	SALARY, TRAVEL ALLOWANCE	9,100.00	9,100.00	9,100.00	9,100.00	10,000.00	9,230.64	10,000.00	10,000.00	10,000.00
43-613-4071-0000	SALARY, UNIFORM ALLOWANCE	125.00	0.00	125.00	0.00	125.00	0.00	0.00	125.00	125.00
43-613-4085-0000	LONGEVITY	2,480.00	2,480.00	2,816.00	1,912.00	2,104.00	2,104.00	2,104.00	336.00	336.00
43-613-4090-0000	SALARY, PCT	50,457.00	48,508.79	52,476.00	2,081.96	54,051.00	39,320.00	43,476.80	56,214.00	56,214.00
43-613-4140-0000	SALARY, PCT	46,336.00	46,321.59	48,190.00	48,172.80	49,636.00	39,023.60	42,841.20	51,622.00	51,622.00
43-613-4142-0000	SALARY, PCT	46,336.00	46,321.67	48,190.00	48,172.80	49,636.00	36,436.61	40,254.21	51,622.00	51,622.00
43-613-4143-0000	SALARY, PCT	45,223.00	0.00	47,032.00	31,852.81	48,443.00	41,108.82	44,588.81	50,381.00	50,381.00

Budget - ADOPTED

For Fiscal: 2022-2023 Period Ending: 08/31/2023

Defined Budgets

		2020-2021 Total Budget	2020-2021 Total Activity	2021-2022 Total Budget	2021-2022 Total Activity	2022-2023 Total Budget	2022-2023 YTD Activity	2022-2023 PJ	2023-2024 PROPOSED	2023-2024 2023-2024
43-613-4180-0000	SALARY, PT TIME, PRECINCTS	27,000.00	26,830.46	25,000.00	25,838.33	25,000.00	7,902.18	7,902.18	6,000.00	6,000.00
43-613-4201-0000	FRG BENE, SOC SEC TAXES	17,217.00	13,244.81	17,820.00	12,615.90	18,284.00	13,295.03	14,513.11	17,312.00	17,312.00
43-613-4202-0000	FRG BENE, GROUP INS	55,979.00	57,262.54	60,216.00	49,046.92	57,640.00	47,317.77	52,271.28	59,915.00	59,915.00
43-613-4203-0000	FRG BENE, RETIREMENT	21,561.00	17,192.71	23,700.00	16,905.92	22,813.00	16,748.41	18,219.41	21,816.00	21,816.00
43-613-4204-0000	FRG ENE, WORK COMP	4,786.00	4,050.12	4,315.00	3,253.16	3,657.00	3,501.52	3,501.52	3,410.00	3,410.00
43-613-4206-0000	FRG BENE, UNEMPLOYMENT C...	108.00	85.18	112.00	78.19	115.00	82.77	90.39	96.00	96.00
ReportGroup: 400 - Payroll Expenses Total:		326,708.00	271,397.87	339,092.00	249,030.79	341,504.00	256,071.35	279,762.91	328,849.00	328,849.00
ReportGroup: 410 - Supplies										
43-613-4310-0000	OFFICE SUPPLIES & EXPENSES	900.00	856.68	650.00	586.27	700.00	462.12	475.00	700.00	700.00
43-613-4355-0000	CULVERT, FLUMING & TILE	3,000.00	310.50	18,393.00	12,927.63	13,137.00	2,551.20	1,951.20	12,000.00	12,000.00
43-613-4360-0000	FUEL	28,000.00	24,374.34	28,107.00	28,106.62	37,800.00	35,599.34	35,599.34	30,000.00	30,000.00
43-613-4370-0000	OIL, GREASE & COOLANT	3,000.00	2,149.51	4,500.00	2,160.68	4,500.00	1,652.06	1,803.00	4,500.00	4,500.00
43-613-4375-0000	PARTS, SUPPLIES, REPAIRS	47,779.00	47,778.92	38,000.00	19,694.12	39,900.00	25,766.67	29,655.41	39,000.00	39,000.00
43-613-4380-0000	ROAD MATERIALS	35,133.00	35,132.13	83,052.00	41,061.58	50,000.00	33,981.84	49,702.52	41,166.00	41,166.00
43-613-4381-0000	ROAD MATERIALS, C/O	8,201.00	0.00	25,559.00	0.00	118,976.00	0.00	0.00	0.00	240,000.00
43-613-4385-0000	SIGNS, SIGN BLANKS	1,962.00	973.70	3,100.00	3,087.35	3,100.00	2,241.22	2,241.22	3,200.00	3,200.00
43-613-4390-0000	TIRES & TUBES	9,000.00	7,951.85	7,320.00	6,338.22	7,200.00	4,139.12	4,700.38	7,500.00	7,500.00
43-613-4395-0000	WEED & BRUSH CHEMICALS	2,000.00	0.00	1,321.00	570.00	1,500.00	0.00	0.00	2,000.00	2,000.00
ReportGroup: 410 - Supplies Total:		138,975.00	119,527.63	210,002.00	114,532.47	276,813.00	106,393.57	126,128.07	140,066.00	380,066.00
ReportGroup: 420 - Other Services & Charges										
43-613-4620-0000	COMMUNICATIONS	3,346.00	3,345.65	3,156.00	2,865.59	3,300.00	2,654.92	3,038.00	3,360.00	3,360.00
Budget Detail										
Budget Code	Description			Units	Price	Amount				
2023-2024	CELL REIM			12.00	120.00	1,440.00				
2023-2024	INTERNET			12.00	30.00	360.00				
2023-2024	PHONE			12.00	130.00	1,560.00				
43-613-4660-0000	LEGAL & BID NOTICES	150.00	50.28	150.00	32.32	150.00	21.70	21.70	150.00	150.00
43-613-4680-0000	TRAVEL/TRAINING	3,100.00	2,735.89	2,850.00	2,785.93	3,200.00	2,569.04	3,369.00	3,300.00	3,300.00
43-613-4710-0000	INSURANCE/BONDS	5,497.00	5,497.00	5,841.00	5,840.75	6,787.00	6,786.75	6,786.75	7,100.00	7,100.00
43-613-4740-0000	UTILITIES	2,681.00	2,680.43	2,850.00	2,749.07	2,500.00	2,500.00	2,877.00	2,600.00	2,600.00
43-613-4770-0000	RENTAL	450.00	450.00	600.00	0.00	1,346.00	0.00	0.00	2,000.00	2,000.00
43-613-4785-0000	UNIFORMS	1,020.00	919.58	1,350.00	1,329.82	1,500.00	1,289.81	1,290.00	1,600.00	1,600.00

Budget - ADOPTED

For Fiscal: 2022-2023 Period Ending: 08/31/2023

Defined Budgets

	2020-2021 Total Budget	2020-2021 Total Activity	2021-2022 Total Budget	2021-2022 Total Activity	2022-2023 Total Budget	2022-2023 YTD Activity	2022-2023 PJ	2023-2024 PROPOSED	2023-2024 2023-2024
43-613-4950-0000 UNCLASSIFIED	51.00	50.34	150.00	50.00	150.00	50.33	50.33	150.00	150.00
ReportGroup: 420 - Other Services & Charges Total:	16,295.00	15,729.17	16,947.00	15,653.48	18,933.00	15,872.55	17,432.78	20,260.00	20,260.00
ReportGroup: 430 - Capital Outlay									
43-613-5500-0000 CAPITAL OUTLAY	0.00	0.00	1,400.00	1,399.98	1,500.00	983.25	983.25	0.00	0.00
ReportGroup: 430 - Capital Outlay Total:	0.00	0.00	1,400.00	1,399.98	1,500.00	983.25	983.25	0.00	0.00
Department: 613 - R&B #3, GENERAL Total:	481,978.00	406,654.67	567,441.00	380,616.72	638,750.00	379,320.72	424,307.01	489,175.00	729,175.00
Expense Total:	481,978.00	406,654.67	567,441.00	380,616.72	638,750.00	379,320.72	424,307.01	489,175.00	729,175.00
Fund: 43 - ROAD & BRIDGE GEN NO. 3 Surplus (Deficit):	(29,000.00)	66,772.79	(100,559.00)	88,370.48	(168,976.00)	108,010.44	65,807.99	0.00	(240,000.00)

Budget - ADOPTED

For Fiscal: 2022-2023 Period Ending: 08/31/2023

Defined Budgets

	2020-2021 Total Budget	2020-2021 Total Activity	2021-2022 Total Budget	2021-2022 Total Activity	2022-2023 Total Budget	2022-2023 YTD Activity	2022-2023 PJ	2023-2024 PROPOSED	2023-2024 2023-2024	
Fund: 44 - ROAD & BRIDGE GEN NO. 4										
Revenue										
Department: 360 - INTEREST										
ReportGroup: 350 - Miscellaneous Revenue										
44-360-3600-0000	INTEREST	800.00	493.88	250.00	3,990.03	1,500.00	30,852.82	36,204.00	20,000.00	20,000.00
ReportGroup: 350 - Miscellaneous Revenue Total:		800.00	493.88	250.00	3,990.03	1,500.00	30,852.82	36,204.00	20,000.00	20,000.00
Department: 360 - INTEREST Total:		800.00	493.88	250.00	3,990.03	1,500.00	30,852.82	36,204.00	20,000.00	20,000.00
Department: 370 - MISCELLANEOUS REVENUE										
ReportGroup: 350 - Miscellaneous Revenue										
44-370-3710-0000	MISCELLANEOUS REVENUE	100.00	10,274.82	100.00	17,021.00	100.00	938.13	938.13	0.00	0.00
ReportGroup: 350 - Miscellaneous Revenue Total:		100.00	10,274.82	100.00	17,021.00	100.00	938.13	938.13	0.00	0.00
Department: 370 - MISCELLANEOUS REVENUE Total:		100.00	10,274.82	100.00	17,021.00	100.00	938.13	938.13	0.00	0.00
Department: 390 - OTHER FINANCING SOURCES										
ReportGroup: 390 - Other revenue										
44-390-3910-0000	TRS FROM GENERAL	589,964.00	589,964.00	610,666.00	610,666.00	622,833.00	622,833.00	622,833.00	628,334.00	628,334.00
44-390-3940-0000	TRS FROM HIGHWAY	155,444.00	155,444.00	148,407.00	148,407.00	148,407.00	148,407.00	148,407.00	155,002.00	155,002.00
ReportGroup: 390 - Other revenue Total:		745,408.00	745,408.00	759,073.00	759,073.00	771,240.00	771,240.00	771,240.00	783,336.00	783,336.00
Department: 390 - OTHER FINANCING SOURCES Total:		745,408.00	745,408.00	759,073.00	759,073.00	771,240.00	771,240.00	771,240.00	783,336.00	783,336.00
Revenue Total:		746,308.00	756,176.70	759,423.00	780,084.03	772,840.00	803,030.95	808,382.13	803,336.00	803,336.00
Expense										
Department: 614 - R&B #4, GENERAL										
ReportGroup: 400 - Payroll Expenses										
44-614-4070-0000	SALARY, TRAVEL ALLOWANCE	10,000.00	9,999.86	10,000.00	9,999.86	10,900.00	10,061.52	10,900.00	10,900.00	10,900.00
44-614-4071-0000	SALARY, UNIFORM ALLOWANCE	50.00	0.00	50.00	0.00	50.00	0.00	0.00	50.00	50.00
44-614-4085-0000	LONGEVITY	4,920.00	4,920.00	3,976.00	3,976.00	4,456.00	4,456.00	4,456.00	4,584.00	4,584.00
44-614-4090-0000	SALARY, PCT	50,457.00	49,150.43	52,476.00	52,966.82	54,051.00	47,692.80	51,667.20	56,214.00	56,214.00
44-614-4140-0000	SALARY, PCT	46,336.00	45,094.41	48,190.00	47,237.62	49,636.00	45,484.84	47,380.04	51,622.00	51,622.00
44-614-4142-0000	SALARY, PCT	46,336.00	32,359.96	46,190.00	20,116.80	49,636.00	45,520.10	49,320.00	51,622.00	51,622.00
44-614-4143-0000	SALARY, PCT	45,223.00	45,219.21	47,032.00	38,832.62	48,443.00	2,601.16	2,601.16	50,381.00	50,381.00
44-614-4144-0000	SALARY, PCT	45,223.00	36,799.30	47,032.00	41,223.81	48,443.00	22,560.56	22,560.56	50,381.00	50,381.00
44-614-4145-0000	SALARY, PCT	45,223.00	45,219.21	47,032.00	47,028.80	48,443.00	44,697.60	48,422.40	50,381.00	50,381.00
44-614-4180-0000	SALARY, PT TIME, PRECINCTS	2,500.00	157.79	4,500.00	2,895.00	2,500.00	0.00	0.00	2,500.00	2,500.00
44-614-4201-0000	FRG BENE, SOC SEC TAXES	22,665.00	18,716.67	23,446.00	18,611.62	24,111.00	15,357.67	16,401.31	25,141.00	25,141.00

Budget - ADOPTED

For Fiscal: 2022-2023 Period Ending: 08/31/2023

Defined Budgets

		2020-2021 Total Budget	2020-2021 Total Activity	2021-2022 Total Budget	2021-2022 Total Activity	2022-2023 Total Budget	2022-2023 YTD Activity	2022-2023 PJ	2023-2024 PROPOSED	2023-2024 2023-2024
44-614-4202-0000	FRG BENE, GROUP INS	101,579.00	95,146.44	102,064.00	94,604.60	105,492.00	81,157.40	88,318.62	102,285.00	102,285.00
44-614-4203-0000	FRG BENE, RETIREMENT	28,383.00	25,761.20	31,195.00	26,652.41	30,227.00	21,423.43	22,903.00	31,681.00	31,681.00
44-614-4204-0000	FRG ENE, WORK COMP	6,346.00	5,371.76	5,718.00	4,311.56	4,676.00	4,675.36	4,675.36	5,008.00	5,008.00
44-614-4206-0000	FRG BENE, UNEMPLOYMENT C...	144.00	129.63	149.00	125.28	153.00	106.46	114.10	191.00	191.00
ReportGroup: 400 - Payroll Expenses Total:		455,385.00	414,045.87	469,050.00	408,582.80	481,217.00	345,794.90	369,719.75	492,941.00	492,941.00
ReportGroup: 410 - Supplies										
44-614-4310-0000	OFFICE SUPPLIES & EXPENSES	1,000.00	217.00	725.00	460.75	550.00	524.24	524.24	500.00	500.00
44-614-4355-0000	CULVERT, FLUMING & TILE	15,000.00	2,765.84	23,000.00	22,913.14	35,950.00	20,921.79	22,678.22	35,000.00	35,000.00
44-614-4360-0000	FUEL	43,000.00	26,809.06	65,000.00	62,038.11	58,500.00	52,006.60	52,808.00	58,000.00	58,000.00
44-614-4370-0000	OIL, GREASE & COOLANT	6,500.00	2,108.81	5,855.00	5,129.20	5,000.00	3,725.75	4,556.25	5,000.00	5,000.00
44-614-4375-0000	PARTS, SUPPLIES, REPAIRS	57,000.00	56,903.06	56,360.00	56,040.16	71,500.00	51,479.13	55,000.00	70,000.00	70,000.00
44-614-4380-0000	ROAD MATERIALS	126,249.00	30,973.93	193,516.00	163,168.10	221,992.00	201,269.24	211,269.00	94,029.00	94,029.00
44-614-4381-0000	ROAD MATERIALS - C/O	125,500.00	0.00	187,200.00	0.00	194,583.00	0.00	0.00	0.00	385,000.00
44-614-4385-0000	SIGNS, SIGN BLANKS	6,000.00	1,723.33	4,285.00	1,432.91	5,000.00	2,880.67	2,880.67	5,000.00	5,000.00
44-614-4390-0000	TIRES & TUBES	13,000.00	12,461.39	12,000.00	10,005.50	12,600.00	12,812.21	13,400.00	9,500.00	9,500.00
44-614-4395-0000	WEED & BRUSH CHEMICALS	5,000.00	2,860.72	5,000.00	3,168.00	6,500.00	2,147.00	2,180.00	6,000.00	6,000.00
ReportGroup: 410 - Supplies Total:		398,249.00	136,823.14	552,941.00	324,355.87	612,175.00	347,766.63	365,296.38	283,029.00	668,029.00
ReportGroup: 420 - Other Services & Charges										
44-614-4620-0000	COMMUNICATIONS	2,808.00	1,961.31	2,820.00	2,454.26	2,916.00	2,286.44	2,360.24	2,916.00	2,916.00
44-614-4660-0000	LEGAL & BID NOTICES	250.00	22.68	250.00	32.32	250.00	21.70	21.70	250.00	250.00
44-614-4680-0000	TRAVEL/TRAINING	2,581.00	1,914.12	2,679.00	(3,820.49)	2,600.00	1,838.24	2,675.00	3,000.00	3,000.00
44-614-4710-0000	INSURANCE/BONDS	7,616.00	6,735.00	7,158.00	7,157.75	8,781.00	8,780.25	8,780.25	9,200.00	9,200.00
44-614-4740-0000	UTILITIES	3,000.00	2,369.09	3,000.00	2,149.87	4,000.00	2,224.96	2,500.00	3,000.00	3,000.00
44-614-4770-0000	RENTAL	0.00	0.00	1,625.00	0.00	3,651.00	2,806.65	2,807.00	4,500.00	4,500.00
44-614-4785-0000	UNIFORMS	1,400.00	1,352.97	2,500.00	1,527.34	3,250.00	1,239.29	1,239.29	3,500.00	3,500.00
ReportGroup: 420 - Other Services & Charges Total:		17,655.00	14,355.17	20,032.00	9,501.05	25,448.00	19,197.53	20,383.48	26,366.00	26,366.00
ReportGroup: 430 - Capital Outlay										
44-614-5500-0000	CAPITAL OUTLAY	0.00	0.00	1,500.00	1,284.90	0.00	0.00	0.00	0.00	0.00
44-614-5600-0000	CAPITAL OUTLAY - INVENTORY	519.00	518.98	1,100.00	0.00	1,000.00	0.00	1,000.00	1,000.00	1,000.00

Budget - ADOPTED

For Fiscal: 2022-2023 Period Ending: 08/31/2023

Defined Budgets

	2020-2021	2020-2021	2021-2022	2021-2022	2022-2023	2022-2023	2022-2023	2023-2024	2023-2024
	Total Budget	Total Activity	Total Budget	Total Activity	Total Budget	YTD Activity	PJ	PROPOSED	2023-2024

Budget Detail

Budget Code	Description	Units	Price	Amount						
2023-2024	WATER HEATER - ON DEMAND	1.00	1,000.00	1,000.00						
ReportGroup: 430 - Capital Outlay Total:		519.00	518.98	2,600.00	1,284.90	1,000.00	0.00	1,000.00	1,000.00	1,000.00
Department: 614 - R&B #4, GENERAL Total:		871,808.00	565,743.16	1,044,623.00	743,724.62	1,119,840.00	712,759.06	756,399.61	803,336.00	1,188,336.00
Expense Total:		871,808.00	565,743.16	1,044,623.00	743,724.62	1,119,840.00	712,759.06	756,399.61	803,336.00	1,188,336.00
Fund: 44 - ROAD & BRIDGE GEN NO. 4 Surplus (Deficit):		(125,500.00)	190,433.54	(285,200.00)	36,359.41	(347,000.00)	90,271.89	51,982.52	0.00	(385,000.00)

Budget - ADOPTED

For Fiscal: 2022-2023 Period Ending: 08/31/2023

Defined Budgets

	2020-2021 Total Budget	2020-2021 Total Activity	2021-2022 Total Budget	2021-2022 Total Activity	2022-2023 Total Budget	2022-2023 YTD Activity	2022-2023 PJ	2023-2024 PROPOSED	2023-2024 2023-2024
Fund: 45 - ROAD & BRIDGE LATERAL RD									
Revenue									
Department: 334 - SHARED REVENUES									
ReportGroup: 320 - Intergovernmental Revenue									
45-334-3311-0000	LATERAL ROAD PROGRAM	5,208.22	5,208.22	5,205.84	5,205.84	5,189.38	5,189.38	5,189.38	5,189.38
45-334-3312-0000	LATERAL ROAD PROGRAM	5,208.22	5,208.22	5,205.84	5,205.84	5,189.38	5,189.38	5,189.38	5,189.38
45-334-3313-0000	LATERAL ROAD PROGRAM	5,208.22	5,208.22	5,205.84	5,205.84	5,189.38	5,189.38	5,189.38	5,189.38
45-334-3314-0000	LATERAL ROAD PROGRAM	5,208.23	5,208.23	5,205.84	5,205.84	5,189.39	5,189.39	5,189.38	5,189.38
ReportGroup: 320 - Intergovernmental Revenue Total:		20,832.89	20,832.89	20,823.36	20,823.36	20,757.53	20,757.53	20,757.52	20,757.52
Department: 334 - SHARED REVENUES Total:		20,832.89	20,832.89	20,823.36	20,823.36	20,757.53	20,757.53	20,757.52	20,757.52
Revenue Total:		20,832.89	20,832.89	20,823.36	20,823.36	20,757.53	20,757.53	20,757.52	20,757.52
Expense									
Department: 611 - R&B #1, GENERAL									
ReportGroup: 410 - Supplies									
45-611-4380-0000	ROAD MATERIALS	5,208.22	5,208.22	5,205.84	4,479.84	5,189.38	5,189.38	5,189.38	5,189.38
ReportGroup: 410 - Supplies Total:		5,208.22	5,208.22	5,205.84	4,479.84	5,189.38	5,189.38	5,189.38	5,189.38
Department: 611 - R&B #1, GENERAL Total:		5,208.22	5,208.22	5,205.84	4,479.84	5,189.38	5,189.38	5,189.38	5,189.38
Department: 612 - R&B #2, GENERAL									
ReportGroup: 410 - Supplies									
45-612-4380-0000	ROAD MATERIALS	5,208.22	5,208.22	5,205.84	5,205.84	5,189.38	5,189.38	5,189.38	5,189.38
ReportGroup: 410 - Supplies Total:		5,208.22	5,208.22	5,205.84	5,205.84	5,189.38	5,189.38	5,189.38	5,189.38
Department: 612 - R&B #2, GENERAL Total:		5,208.22	5,208.22	5,205.84	5,205.84	5,189.38	5,189.38	5,189.38	5,189.38
Department: 613 - R&B #3, GENERAL									
ReportGroup: 410 - Supplies									
45-613-4380-0000	ROAD MATERIALS	5,208.22	5,208.22	5,205.84	5,205.84	5,189.38	5,189.38	5,189.38	5,189.38
ReportGroup: 410 - Supplies Total:		5,208.22	5,208.22	5,205.84	5,205.84	5,189.38	5,189.38	5,189.38	5,189.38
Department: 613 - R&B #3, GENERAL Total:		5,208.22	5,208.22	5,205.84	5,205.84	5,189.38	5,189.38	5,189.38	5,189.38
Department: 614 - R&B #4, GENERAL									
ReportGroup: 410 - Supplies									
45-614-4380-0000	ROAD MATERIALS	5,208.23	10,428.53	5,205.84	5,205.84	5,189.39	5,189.39	5,189.38	5,189.38
ReportGroup: 410 - Supplies Total:		5,208.23	10,428.53	5,205.84	5,205.84	5,189.39	5,189.39	5,189.38	5,189.38
Department: 614 - R&B #4, GENERAL Total:		5,208.23	10,428.53	5,205.84	5,205.84	5,189.39	5,189.39	5,189.38	5,189.38
Expense Total:		20,832.89	26,053.19	20,823.36	20,097.36	20,757.53	20,757.53	20,757.52	20,757.52
Fund: 45 - ROAD & BRIDGE LATERAL RD Surplus (Deficit):		0.00	(5,220.30)	0.00	726.00	0.00	0.00	0.00	0.00

Budget - ADOPTED

For Fiscal: 2022-2023 Period Ending: 08/31/2023

Defined Budgets

	2020-2021 Total Budget	2020-2021 Total Activity	2021-2022 Total Budget	2021-2022 Total Activity	2022-2023 Total Budget	2022-2023 YTD Activity	2022-2023 PJ	2023-2024 PROPOSED	2023-2024 2023-2024
Fund: 50 - PCT#1 EQUIPMENT REPLACMNT									
Revenue									
Department: 360 - INTEREST									
ReportGroup: 350 - Miscellaneous Revenue									
50-360-3600-0000	50.00	27.54	0.00	411.43	237.00	837.16	841.86	500.00	500.00
ReportGroup: 350 - Miscellaneous Revenue Total:	50.00	27.54	0.00	411.43	237.00	837.16	841.86	500.00	500.00
Department: 360 - INTEREST Total:	50.00	27.54	0.00	411.43	237.00	837.16	841.86	500.00	500.00
Department: 364 - SALES & COMPENSATED LOSSES									
ReportGroup: 350 - Miscellaneous Revenue									
50-364-3640-0000	0.00	307.27	0.00	0.00	0.00	0.00	0.00	0.00	0.00
ReportGroup: 350 - Miscellaneous Revenue Total:	0.00	307.27	0.00	0.00	0.00	0.00	0.00	0.00	0.00
Department: 364 - SALES & COMPENSATED LOSSES Total:	0.00	307.27	0.00	0.00	0.00	0.00	0.00	0.00	0.00
Department: 390 - OTHER FINANCING SOURCES									
ReportGroup: 390 - Other revenue									
50-390-3910-0000	20,000.00	20,000.00	20,000.00	20,000.00	20,000.00	20,000.00	20,000.00	20,000.00	20,000.00
50-390-3941-0000	0.00	0.00	0.00	0.00	1,704.00	1,704.00	1,704.00	0.00	0.00
ReportGroup: 390 - Other revenue Total:	20,000.00	20,000.00	20,000.00	20,000.00	21,704.00	21,704.00	21,704.00	20,000.00	20,000.00
Department: 390 - OTHER FINANCING SOURCES Total:	20,000.00	20,000.00	20,000.00	20,000.00	21,704.00	21,704.00	21,704.00	20,000.00	20,000.00
Revenue Total:	20,050.00	20,334.81	20,000.00	20,411.43	21,941.00	22,541.16	22,545.86	20,500.00	20,500.00
Expense									
Department: 611 - R&B #1, GENERAL									
ReportGroup: 430 - Capital Outlay									
50-611-5500-0000	32,200.00	0.00	52,513.00	0.00	74,786.00	74,785.03	74,785.03	21,187.00	21,187.00
Budget Detail									
Budget Code	Description			Units	Price	Amount			
2023-2024	LIMITED TO AVAILABLE FUNDS			1.00	(25,813.00)	(25,813.00)			
2023-2024	ROLLER, PAD FOOT (INCLUDES \$13000 FOR TRADE-IN)			1.00	47,000.00	47,000.00			
ReportGroup: 430 - Capital Outlay Total:	32,200.00	0.00	52,513.00	0.00	74,786.00	74,785.03	74,785.03	21,187.00	21,187.00
Department: 611 - R&B #1, GENERAL Total:	32,200.00	0.00	52,513.00	0.00	74,786.00	74,785.03	74,785.03	21,187.00	21,187.00
Expense Total:	32,200.00	0.00	52,513.00	0.00	74,786.00	74,785.03	74,785.03	21,187.00	21,187.00
Fund: 50 - PCT#1 EQUIPMENT REPLACMNT Surplus (Deficit):	(12,150.00)	20,334.81	(32,513.00)	20,411.43	(52,845.00)	(52,243.87)	(52,239.17)	(687.00)	(687.00)

Budget - ADOPTED

For Fiscal: 2022-2023 Period Ending: 08/31/2023

Defined Budgets

	2020-2021 Total Budget	2020-2021 Total Activity	2021-2022 Total Budget	2021-2022 Total Activity	2022-2023 Total Budget	2022-2023 YTD Activity	2022-2023 PJ	2023-2024 PROPOSED	2023-2024 2023-2024	
Fund: 51 - PCT#2 EQUIPMENT REPLACMNT										
Revenue										
Department: 360 - INTEREST										
ReportGroup: 350 - Miscellaneous Revenue										
51-360-3600-0000	INTEREST	40.00	42.61	0.00	1,275.74	700.00	6,320.94	7,620.00	4,100.00	4,100.00
ReportGroup: 350 - Miscellaneous Revenue Total:		40.00	42.61	0.00	1,275.74	700.00	6,320.94	7,620.00	4,100.00	4,100.00
Department: 360 - INTEREST Total:		40.00	42.61	0.00	1,275.74	700.00	6,320.94	7,620.00	4,100.00	4,100.00
Department: 364 - SALES & COMPENSATED LOSSES										
ReportGroup: 350 - Miscellaneous Revenue										
51-364-3640-0000	SALE OF FIXED ASSETS	0.00	6,370.70	0.00	0.00	0.00	0.00	0.00	0.00	0.00
ReportGroup: 350 - Miscellaneous Revenue Total:		0.00	6,370.70	0.00	0.00	0.00	0.00	0.00	0.00	0.00
Department: 364 - SALES & COMPENSATED LOSSES Total:		0.00	6,370.70	0.00	0.00	0.00	0.00	0.00	0.00	0.00
Department: 390 - OTHER FINANCING SOURCES										
ReportGroup: 390 - Other revenue										
51-390-3910-0000	TRS FROM GENERAL	20,000.00	20,000.00	20,000.00	20,000.00	20,000.00	20,000.00	20,000.00	20,000.00	20,000.00
51-390-3942-0000	TRS FROM R&B #2	50,000.00	150,000.00	0.00	0.00	0.00	0.00	0.00	0.00	0.00
ReportGroup: 390 - Other revenue Total:		70,000.00	170,000.00	20,000.00	20,000.00	20,000.00	20,000.00	20,000.00	20,000.00	20,000.00
Department: 390 - OTHER FINANCING SOURCES Total:		70,000.00	170,000.00	20,000.00	20,000.00	20,000.00	20,000.00	20,000.00	20,000.00	20,000.00
Revenue Total:		70,040.00	176,413.31	20,000.00	21,275.74	20,700.00	26,320.94	27,620.00	24,100.00	24,100.00
Expense										
Department: 612 - R&B #2, GENERAL										
ReportGroup: 430 - Capital Outlay										
51-612-5500-0000	CAPITAL OUTLAY	72,250.00	40,577.21	158,056.00	0.00	179,700.00	41,379.80	41,379.80	169,000.00	169,500.00
Budget Detail										
Budget Code	Description			Units	Price	Amount				
2023-2024	ADJ TO AVAILABLE			1.00	(180,500.00)	(180,500.00)				
2023-2024	GRADALL			1.00	350,000.00	350,000.00				
ReportGroup: 430 - Capital Outlay Total:		72,250.00	40,577.21	158,056.00	0.00	179,700.00	41,379.80	41,379.80	169,000.00	169,500.00
Department: 612 - R&B #2, GENERAL Total:		72,250.00	40,577.21	158,056.00	0.00	179,700.00	41,379.80	41,379.80	169,000.00	169,500.00
Expense Total:		72,250.00	40,577.21	158,056.00	0.00	179,700.00	41,379.80	41,379.80	169,000.00	169,500.00
Fund: 51 - PCT#2 EQUIPMENT REPLACMNT Surplus (Deficit):		(2,210.00)	135,836.10	(138,056.00)	21,275.74	(159,000.00)	(15,058.86)	(13,759.80)	(144,900.00)	(145,400.00)

Budget - ADOPTED

For Fiscal: 2022-2023 Period Ending: 08/31/2023

Defined Budgets

	2020-2021 Total Budget	2020-2021 Total Activity	2021-2022 Total Budget	2021-2022 Total Activity	2022-2023 Total Budget	2022-2023 YTD Activity	2022-2023 PJ	2023-2024 PROPOSED	2023-2024 2023-2024	
Fund: 52 - PCT#3 EQUIPMENT REPLACMNT										
Revenue										
Department: 360 - INTEREST										
ReportGroup: 350 - Miscellaneous Revenue										
52-360-3600-0000	INTEREST	25.00	15.68	0.00	191.92	200.00	1,753.74	2,179.74	1,600.00	1,600.00
ReportGroup: 350 - Miscellaneous Revenue Total:		25.00	15.68	0.00	191.92	200.00	1,753.74	2,179.74	1,600.00	1,600.00
Department: 360 - INTEREST Total:		25.00	15.68	0.00	191.92	200.00	1,753.74	2,179.74	1,600.00	1,600.00
Department: 364 - SALES & COMPENSATED LOSSES										
ReportGroup: 350 - Miscellaneous Revenue										
52-364-3640-0000	SALE OF FIXED ASSETS	0.00	3,930.15	0.00	0.00	0.00	0.00	0.00	0.00	0.00
ReportGroup: 350 - Miscellaneous Revenue Total:		0.00	3,930.15	0.00	0.00	0.00	0.00	0.00	0.00	0.00
Department: 364 - SALES & COMPENSATED LOSSES Total:		0.00	3,930.15	0.00	0.00	0.00	0.00	0.00	0.00	0.00
Department: 390 - OTHER FINANCING SOURCES										
ReportGroup: 390 - Other revenue										
52-390-3910-0000	TRS FROM GENERAL	20,000.00	20,000.00	20,000.00	20,000.00	20,000.00	20,000.00	20,000.00	20,000.00	20,000.00
ReportGroup: 390 - Other revenue Total:		20,000.00	20,000.00	20,000.00	20,000.00	20,000.00	20,000.00	20,000.00	20,000.00	20,000.00
Department: 390 - OTHER FINANCING SOURCES Total:		20,000.00	20,000.00	20,000.00	20,000.00	20,000.00	20,000.00	20,000.00	20,000.00	20,000.00
Revenue Total:		20,025.00	23,945.83	20,000.00	20,191.92	20,200.00	21,753.74	22,179.74	21,600.00	21,600.00
Expense										
Department: 613 - R&B #3, GENERAL										
ReportGroup: 430 - Capital Outlay										
52-613-5500-0000	CAPITAL OUTLAY	26,500.00	25,000.00	25,150.00	0.00	45,800.00	0.00	0.00	69,400.00	69,400.00
Budget Detail										
Budget Code	Description			Units	Price	Amount				
2023-2024	NOT SPECIFIED			1.00	4,400.00	4,400.00				
2023-2024	TRUCK, PICK UP			1.00	65,000.00	65,000.00				
ReportGroup: 430 - Capital Outlay Total:		26,500.00	25,000.00	25,150.00	0.00	45,800.00	0.00	0.00	69,400.00	69,400.00
Department: 613 - R&B #3, GENERAL Total:		26,500.00	25,000.00	25,150.00	0.00	45,800.00	0.00	0.00	69,400.00	69,400.00
Expense Total:		26,500.00	25,000.00	25,150.00	0.00	45,800.00	0.00	0.00	69,400.00	69,400.00
Fund: 52 - PCT#3 EQUIPMENT REPLACMNT Surplus (Deficit):		(6,475.00)	(1,054.17)	(5,150.00)	20,191.92	(25,600.00)	21,753.74	22,179.74	(47,800.00)	(47,800.00)

Budget - ADOPTED

For Fiscal: 2022-2023 Period Ending: 08/31/2023

Defined Budgets

	2020-2021 Total Budget	2020-2021 Total Activity	2021-2022 Total Budget	2021-2022 Total Activity	2022-2023 Total Budget	2022-2023 YTD Activity	2022-2023 PJ	2023-2024 PROPOSED	2023-2024 2023-2024	
Fund: 53 - PCT#4 EQUIPMENT REPLACMNT										
Revenue										
Department: 360 - INTEREST										
ReportGroup: 350 - Miscellaneous Revenue										
53-360-3600-0000	INTEREST	225.00	119.18	60.00	968.92	700.00	4,563.90	5,617.64	3,446.00	3,446.00
ReportGroup: 350 - Miscellaneous Revenue Total:		225.00	119.18	60.00	968.92	700.00	4,563.90	5,617.64	3,446.00	3,446.00
Department: 360 - INTEREST Total:		225.00	119.18	60.00	968.92	700.00	4,563.90	5,617.64	3,446.00	3,446.00
Department: 364 - SALES & COMPENSATED LOSSES										
ReportGroup: 350 - Miscellaneous Revenue										
53-364-3640-0000	SALE OF FIXED ASSETS	0.00	43,321.66	0.00	0.00	0.00	0.00	0.00	0.00	0.00
ReportGroup: 350 - Miscellaneous Revenue Total:		0.00	43,321.66	0.00	0.00	0.00	0.00	0.00	0.00	0.00
Department: 364 - SALES & COMPENSATED LOSSES Total:		0.00	43,321.66	0.00	0.00	0.00	0.00	0.00	0.00	0.00
Department: 390 - OTHER FINANCING SOURCES										
ReportGroup: 390 - Other revenue										
53-390-3910-0000	TRS FROM GENERAL	20,000.00	20,000.00	20,000.00	20,000.00	20,000.00	20,000.00	20,000.00	20,000.00	20,000.00
ReportGroup: 390 - Other revenue Total:		20,000.00	20,000.00	20,000.00	20,000.00	20,000.00	20,000.00	20,000.00	20,000.00	20,000.00
Department: 390 - OTHER FINANCING SOURCES Total:		20,000.00	20,000.00	20,000.00	20,000.00	20,000.00	20,000.00	20,000.00	20,000.00	20,000.00
Revenue Total:		20,225.00	63,440.84	20,060.00	20,968.92	20,700.00	24,563.90	25,617.64	23,446.00	23,446.00
Expense										
Department: 614 - R&B #4, GENERAL										
ReportGroup: 430 - Capital Outlay										
53-614-5500-0000	CAPITAL OUTLAY	118,900.00	58,395.77	162,900.00	0.00	145,000.00	72,000.00	72,000.00	141,000.00	101,500.00
Budget Detail										
Budget Code	Description			Units	Price	Amount				
2023-2024	BACKHOE 580C			1.00	35,000.00	35,000.00				
2023-2024	LIMITED TO AVAILABLE FUNDS			1.00	(59,500.00)	(59,500.00)				
2023-2024	LOADER, FRONT END, 3YD BUCKET			1.00	45,000.00	45,000.00				
2023-2024	RECLAIMER 40' (CARRY OVER FROM FY23)			1.00	21,000.00	21,000.00				
2023-2024	ROLLER, PAD FOOT, MOTORIZED (CARRY OVER FROM FY23)			1.00	60,000.00	60,000.00				
ReportGroup: 430 - Capital Outlay Total:		118,900.00	58,395.77	162,900.00	0.00	145,000.00	72,000.00	72,000.00	141,000.00	101,500.00
Department: 614 - R&B #4, GENERAL Total:		118,900.00	58,395.77	162,900.00	0.00	145,000.00	72,000.00	72,000.00	141,000.00	101,500.00
Expense Total:		118,900.00	58,395.77	162,900.00	0.00	145,000.00	72,000.00	72,000.00	141,000.00	101,500.00
Fund: 53 - PCT#4 EQUIPMENT REPLACMNT Surplus (Deficit):		(98,675.00)	5,045.07	(142,840.00)	20,968.92	(124,300.00)	(47,436.10)	(46,382.36)	(117,554.00)	(78,054.00)

Budget - ADOPTED

For Fiscal: 2022-2023 Period Ending: 08/31/2023

Defined Budgets

		2020-2021 Total Budget	2020-2021 Total Activity	2021-2022 Total Budget	2021-2022 Total Activity	2022-2023 Total Budget	2022-2023 YTD Activity	2022-2023 PJ	2023-2024 PROPOSED	2023-2024 2023-2024
Fund: 55 - CONSTRUCTION GRANTS										
Revenue										
Department: 330 - FEDERAL GRANTS										
ReportGroup: 320 - Intergovernmental Revenue										
55-330-3140-0000	HUD - CDBG	2,612.50	2,612.50	0.00	0.00	0.00	17,500.00	0.00	0.00	0.00
55-330-3140-FA01	HUD - CDBG	0.00	0.00	0.00	0.00	24,625.00	0.00	0.00	0.00	0.00
55-330-3141-0000	HUD - CDBG THRU GLO	41,301.86	41,301.86	742,770.61	773,765.12	2,042.65	0.00	2,042.65	0.00	0.00
ReportGroup: 320 - Intergovernmental Revenue Total:		43,914.36	43,914.36	742,770.61	773,765.12	26,667.65	17,500.00	2,042.65	0.00	0.00
Department: 330 - FEDERAL GRANTS Total:		43,914.36	43,914.36	742,770.61	773,765.12	26,667.65	17,500.00	2,042.65	0.00	0.00
Department: 339 - SHARED REVENUES, LOCAL										
ReportGroup: 320 - Intergovernmental Revenue										
55-339-3390-0000	SHARED REV, LOCAL GOVT	182.70	182.70	0.00	0.00	0.00	0.00	0.00	0.00	0.00
ReportGroup: 320 - Intergovernmental Revenue Total:		182.70	182.70	0.00	0.00	0.00	0.00	0.00	0.00	0.00
Department: 339 - SHARED REVENUES, LOCAL Total:		182.70	182.70	0.00	0.00	0.00	0.00	0.00	0.00	0.00
Department: 360 - INTEREST										
ReportGroup: 350 - Miscellaneous Revenue										
55-360-3600-0000	INTEREST	0.00	(1.88)	0.00	0.00	0.00	0.00	0.00	0.00	0.00
ReportGroup: 350 - Miscellaneous Revenue Total:		0.00	(1.88)	0.00	0.00	0.00	0.00	0.00	0.00	0.00
Department: 360 - INTEREST Total:		0.00	(1.88)	0.00	0.00	0.00	0.00	0.00	0.00	0.00
Department: 390 - OTHER FINANCING SOURCES										
ReportGroup: 390 - Other revenue										
55-390-3910-0000	TRS FROM GENERAL	0.00	0.00	0.00	0.00	0.00	270.99	270.99	0.00	0.00
ReportGroup: 390 - Other revenue Total:		0.00	0.00	0.00	0.00	0.00	270.99	270.99	0.00	0.00
Department: 390 - OTHER FINANCING SOURCES Total:		0.00	0.00	0.00	0.00	0.00	270.99	270.99	0.00	0.00
Revenue Total:		44,097.06	44,095.18	742,770.61	773,765.12	26,667.65	17,770.99	2,313.64	0.00	0.00
Expense										
Department: 590 - WATER & SEWER										
ReportGroup: 420 - Other Services & Charges										
55-590-4550-0000	PROFESSIONAL FEES	182.70	182.70	0.00	0.00	0.00	0.00	0.00	0.00	0.00
55-590-4550-FA01	PROFESSIONAL FEES	0.00	0.00	0.00	0.00	17,500.00	17,500.00	0.00	0.00	0.00
ReportGroup: 420 - Other Services & Charges Total:		182.70	182.70	0.00	0.00	17,500.00	17,500.00	0.00	0.00	0.00

Budget - ADOPTED

For Fiscal: 2022-2023 Period Ending: 08/31/2023

Defined Budgets

	2020-2021 Total Budget	2020-2021 Total Activity	2021-2022 Total Budget	2021-2022 Total Activity	2022-2023 Total Budget	2022-2023 YTD Activity	2022-2023 PJ	2023-2024 PROPOSED	2023-2024 2023-2024
ReportGroup: 430 - Capital Outlay									
55-590-5500-FA01									
CAPITAL OUTLAY	0.00	0.00	0.00	0.00	7,125.00	7,125.00	0.00	0.00	0.00
ReportGroup: 430 - Capital Outlay Total:	0.00	0.00	0.00	0.00	7,125.00	7,125.00	0.00	0.00	0.00
Department: 590 - WATER & SEWER Total:	182.70	182.70	0.00	0.00	24,625.00	24,625.00	0.00	0.00	0.00
Department: 610 - GENERAL ROAD & BRIDGE									
ReportGroup: 420 - Other Services & Charges									
55-610-4550-0000									
PROFESSIONAL FEES	28,877.50	29,065.50	20,426.50	18,383.85	2,042.65	2,042.65	2,042.65	0.00	0.00
ReportGroup: 420 - Other Services & Charges Total:	28,877.50	29,065.50	20,426.50	18,383.85	2,042.65	2,042.65	2,042.65	0.00	0.00
ReportGroup: 430 - Capital Outlay									
55-610-5550-0000									
CAPITAL OUTLAY - ROADS	15,036.86	24,848.40	722,344.11	722,344.11	0.00	0.00	0.00	0.00	0.00
ReportGroup: 430 - Capital Outlay Total:	15,036.86	24,848.40	722,344.11	722,344.11	0.00	0.00	0.00	0.00	0.00
Department: 610 - GENERAL ROAD & BRIDGE Total:	43,914.36	53,913.90	742,770.61	740,727.96	2,042.65	2,042.65	2,042.65	0.00	0.00
Expense Total:	44,097.06	54,096.60	742,770.61	740,727.96	26,667.65	26,667.65	2,042.65	0.00	0.00
Fund: 55 - CONSTRUCTION GRANTS Surplus (Deficit):	0.00	(10,001.42)	0.00	33,037.16	0.00	(8,896.66)	270.99	0.00	0.00

Budget - ADOPTED

For Fiscal: 2022-2023 Period Ending: 08/31/2023

Defined Budgets

	2020-2021 Total Budget	2020-2021 Total Activity	2021-2022 Total Budget	2021-2022 Total Activity	2022-2023 Total Budget	2022-2023 YTD Activity	2022-2023 PJ	2023-2024 PROPOSED	2023-2024 2023-2024	
Fund: 57 - ABANDONED MOTOR VEHICLE										
Revenue										
Department: 342 - CHARGES FOR SERVICES										
ReportGroup: 330 - Charges for Services										
57-342-3426-0000	AMV FEES	1,000.00	500.00	500.00	8,924.00	500.00	9,281.25	9,281.25	500.00	500.00
ReportGroup: 330 - Charges for Services Total:		1,000.00	500.00	500.00	8,924.00	500.00	9,281.25	9,281.25	500.00	500.00
Department: 342 - CHARGES FOR SERVICES Total:		1,000.00	500.00	500.00	8,924.00	500.00	9,281.25	9,281.25	500.00	500.00
Department: 360 - INTEREST										
ReportGroup: 350 - Miscellaneous Revenue										
57-360-3600-0000	INTEREST	0.00	0.00	0.00	0.00	0.00	0.00	0.00	0.00	0.00
ReportGroup: 350 - Miscellaneous Revenue Total:		0.00	0.00	0.00	0.00	0.00	0.00	0.00	0.00	0.00
Department: 360 - INTEREST Total:		0.00	0.00	0.00	0.00	0.00	0.00	0.00	0.00	0.00
Department: 370 - MISCELLANEOUS REVENUE										
ReportGroup: 350 - Miscellaneous Revenue										
57-370-3710-0000	MISCELLANEOUS REVENUE	14,020.00	14,785.00	5,000.00	5,590.00	5,450.00	12,768.60	12,568.60	5,000.00	5,000.00
ReportGroup: 350 - Miscellaneous Revenue Total:		14,020.00	14,785.00	5,000.00	5,590.00	5,450.00	12,768.60	12,568.60	5,000.00	5,000.00
Department: 370 - MISCELLANEOUS REVENUE Total:		14,020.00	14,785.00	5,000.00	5,590.00	5,450.00	12,768.60	12,568.60	5,000.00	5,000.00
Revenue Total:		15,020.00	15,285.00	5,500.00	14,514.00	5,950.00	22,049.85	21,849.85	5,500.00	5,500.00
Expense										
Department: 564 - AMV - LAW ENFORCEMENT										
ReportGroup: 420 - Other Services & Charges										
57-564-4620-0000	COMMUNICATIONS	17,520.00	6,288.44	6,120.00	6,346.03	10,600.00	7,799.73	10,106.00	12,000.00	12,000.00
Budget Detail										
Budget Code	Description			Units	Price	Amount				
2023-2024	LPR INTERNET (2)			12.00	154.00	1,848.00				
2023-2024	MDT INTERNET			12.00	705.00	8,460.00				
2023-2024	MDT INTERNET (ADDL 2 OLS OFFICERS)			12.00	80.00	960.00				
2023-2024	NOT SPECIFIED			1.00	732.00	732.00				
57-564-4950-0000	UNCLASSIFIED	1,600.00	1,589.75	6,585.00	6,045.43	5,696.00	6,837.15	6,915.00	10,000.00	10,000.00
ReportGroup: 420 - Other Services & Charges Total:		19,120.00	7,878.19	12,705.00	12,391.46	16,296.00	14,636.88	17,021.00	22,000.00	22,000.00
ReportGroup: 430 - Capital Outlay										
57-564-5500-0000	CAPITAL OUTLAY	0.00	0.00	1,110.00	875.00	1,954.00	1,954.00	1,954.00	0.00	0.00

Budget - ADOPTED

For Fiscal: 2022-2023 Period Ending: 08/31/2023

Defined Budgets

	2020-2021 Total Budget	2020-2021 Total Activity	2021-2022 Total Budget	2021-2022 Total Activity	2022-2023 Total Budget	2022-2023 YTD Activity	2022-2023 PJ	2023-2024 PROPOSED	2023-2024 2023-2024
57-564-5600-0000 CAPITAL OUTLAY - INVENTORY	0.00	0.00	3,985.00	3,985.00	0.00	0.00	0.00	0.00	0.00
ReportGroup: 430 - Capital Outlay Total:	0.00	0.00	5,095.00	4,860.00	1,954.00	1,954.00	1,954.00	0.00	0.00
Department: 564 - AMV - LAW ENFORCEMENT Total:	19,120.00	7,878.19	17,800.00	17,251.46	18,250.00	16,590.88	18,975.00	22,000.00	22,000.00
Expense Total:	19,120.00	7,878.19	17,800.00	17,251.46	18,250.00	16,590.88	18,975.00	22,000.00	22,000.00
Fund: 57 - ABANDONED MOTOR VEHICLE Surplus (Deficit):	(4,100.00)	7,406.81	(12,300.00)	(2,737.46)	(12,300.00)	5,458.97	2,874.85	(16,500.00)	(16,500.00)

Budget - ADOPTED

For Fiscal: 2022-2023 Period Ending: 08/31/2023

Defined Budgets

		2020-2021 Total Budget	2020-2021 Total Activity	2021-2022 Total Budget	2021-2022 Total Activity	2022-2023 Total Budget	2022-2023 YTD Activity	2022-2023 PJ	2023-2024 PROPOSED	2023-2024 2023-2024
Fund: 65 - TRUANCY PREV & DIVERSION										
Revenue										
Department: 340 - CHARGES FOR SERVICES										
ReportGroup: 330 - Charges for Services										
65-340-3481-0000	FEES, JP1	2,300.00	3,538.22	3,500.00	2,430.87	3,000.00	3,373.00	3,771.00	3,500.00	3,500.00
65-340-3482-0000	FEES, JP2	2,400.00	2,884.67	2,700.00	2,048.18	2,000.00	1,916.04	2,110.82	2,000.00	2,000.00
	ReportGroup: 330 - Charges for Services Total:	4,700.00	6,422.89	6,200.00	4,479.05	5,000.00	5,289.04	5,881.82	5,500.00	5,500.00
	Department: 340 - CHARGES FOR SERVICES Total:	4,700.00	6,422.89	6,200.00	4,479.05	5,000.00	5,289.04	5,881.82	5,500.00	5,500.00
	Revenue Total:	4,700.00	6,422.89	6,200.00	4,479.05	5,000.00	5,289.04	5,881.82	5,500.00	5,500.00
Expense										
Department: 570 - JUVENILE PROBATION										
ReportGroup: 420 - Other Services & Charges										
65-570-4950-0000	UNCLASSIFIED	8,000.00	0.00	16,335.00	0.00	19,000.00	0.00	0.00	25,000.00	25,000.00
	ReportGroup: 420 - Other Services & Charges Total:	8,000.00	0.00	16,335.00	0.00	19,000.00	0.00	0.00	25,000.00	25,000.00
	Department: 570 - JUVENILE PROBATION Total:	8,000.00	0.00	16,335.00	0.00	19,000.00	0.00	0.00	25,000.00	25,000.00
	Expense Total:	8,000.00	0.00	16,335.00	0.00	19,000.00	0.00	0.00	25,000.00	25,000.00
	Fund: 65 - TRUANCY PREV & DIVERSION Surplus (Deficit):	(3,300.00)	6,422.89	(10,135.00)	4,479.05	(14,000.00)	5,289.04	5,881.82	(19,500.00)	(19,500.00)

Budget - ADOPTED

For Fiscal: 2022-2023 Period Ending: 08/31/2023

Defined Budgets

	2020-2021 Total Budget	2020-2021 Total Activity	2021-2022 Total Budget	2021-2022 Total Activity	2022-2023 Total Budget	2022-2023 YTD Activity	2022-2023 PJ	2023-2024 PROPOSED	2023-2024 2023-2024	
Fund: 66 - CO SPECIALTY COURT										
Revenue										
Department: 340 - CHARGES FOR SERVICES										
ReportGroup: 330 - Charges for Services										
66-340-3440-0000	FEES, COUNTY CLERK	625.00	2,278.64	2,000.00	1,945.27	2,000.00	1,794.03	1,935.20	2,000.00	2,000.00
66-340-3470-0000	FEES, DISTRICT CLERK	125.00	1,232.56	800.00	1,488.37	1,200.00	1,517.05	1,654.00	1,200.00	1,200.00
	ReportGroup: 330 - Charges for Services Total:	750.00	3,511.20	2,800.00	3,433.64	3,200.00	3,311.08	3,589.20	3,200.00	3,200.00
	Department: 340 - CHARGES FOR SERVICES Total:	750.00	3,511.20	2,800.00	3,433.64	3,200.00	3,311.08	3,589.20	3,200.00	3,200.00
	Revenue Total:	750.00	3,511.20	2,800.00	3,433.64	3,200.00	3,311.08	3,589.20	3,200.00	3,200.00
Expense										
Department: 435 - DISTRICT COURT										
ReportGroup: 420 - Other Services & Charges										
66-435-4950-0000	UNCLASSIFIED	1,300.00	0.00	7,000.00	0.00	11,000.00	0.00	0.00	14,000.00	14,000.00
	ReportGroup: 420 - Other Services & Charges Total:	1,300.00	0.00	7,000.00	0.00	11,000.00	0.00	0.00	14,000.00	14,000.00
	Department: 435 - DISTRICT COURT Total:	1,300.00	0.00	7,000.00	0.00	11,000.00	0.00	0.00	14,000.00	14,000.00
	Expense Total:	1,300.00	0.00	7,000.00	0.00	11,000.00	0.00	0.00	14,000.00	14,000.00
	Fund: 66 - CO SPECIALTY COURT Surplus (Deficit):	(550.00)	3,511.20	(4,200.00)	3,433.64	(7,800.00)	3,311.08	3,589.20	(10,800.00)	(10,800.00)

Budget - ADOPTED

For Fiscal: 2022-2023 Period Ending: 08/31/2023

Defined Budgets

	2020-2021 Total Budget	2020-2021 Total Activity	2021-2022 Total Budget	2021-2022 Total Activity	2022-2023 Total Budget	2022-2023 YTD Activity	2022-2023 PJ	2023-2024 PROPOSED	2023-2024 2023-2024	
Fund: 70 - AMERICAN RESCUE PLAN (ARP)										
Revenue										
Department: 330 - FEDERAL GRANTS										
ReportGroup: 320 - Intergovernmental Revenue										
70-330-3180-0000		USDT CORONA STATE & LOCAL ...	0.00	1,433,478.50	0.00	95.20	0.00	0.00	0.00	0.00
70-330-3180-FX20		USDT CORONA STATE & LOCAL ...	0.00	0.00	0.00	0.00	1,500,000.00	467,620.59	467,620.59	2,399,241.21
ReportGroup: 320 - Intergovernmental Revenue Total:	0.00	1,433,478.50	0.00	95.20	1,500,000.00	467,620.59	467,620.59	467,620.59	2,399,241.21	2,399,241.21
Department: 330 - FEDERAL GRANTS Total:	0.00	1,433,478.50	0.00	95.20	1,500,000.00	467,620.59	467,620.59	467,620.59	2,399,241.21	2,399,241.21
Department: 360 - INTEREST										
ReportGroup: 350 - Miscellaneous Revenue										
70-360-3600-0000		INTEREST	0.00	1,190.34	700.00	18,535.50	10,000.00	110,099.24	135,303.00	75,000.00
ReportGroup: 350 - Miscellaneous Revenue Total:	0.00	1,190.34	700.00	18,535.50	10,000.00	110,099.24	135,303.00	75,000.00	75,000.00	75,000.00
Department: 360 - INTEREST Total:	0.00	1,190.34	700.00	18,535.50	10,000.00	110,099.24	135,303.00	75,000.00	75,000.00	75,000.00
Revenue Total:	0.00	1,434,668.84	700.00	18,630.70	1,510,000.00	577,719.83	602,923.59	2,474,241.21	2,474,241.21	2,474,241.21
Expense										
Department: 495 - COUNTY AUDITOR										
ReportGroup: 400 - Payroll Expenses										
70-495-4034-FX20		SALARY, ASSISTANT AUDITOR (...)	0.00	0.00	0.00	0.00	21,761.00	7,405.20	8,792.40	22,632.00
70-495-4201-FX20		FRG BENE, SOC SEC TAXES	0.00	0.00	0.00	0.00	1,665.00	562.13	668.26	1,732.00
70-495-4202-FX20		FRG BENE, GROUP INS	0.00	0.00	0.00	0.00	7,315.00	3,105.52	3,726.62	7,754.00
70-495-4203-FX20		FRG BENE, RETIREMENT	0.00	0.00	0.00	0.00	2,079.00	679.06	806.25	2,182.00
70-495-4204-FX20		FRG BENE, WORK COMP	0.00	0.00	0.00	0.00	37.00	4.10	11.29	33.00
70-495-4206-FX20		FRG BENE, UNEMPLOYMENT C...	0.00	0.00	0.00	0.00	11.00	3.74	4.44	14.00
ReportGroup: 400 - Payroll Expenses Total:	0.00	0.00	0.00	0.00	0.00	32,868.00	11,759.75	14,009.26	34,347.00	34,347.00
Department: 495 - COUNTY AUDITOR Total:	0.00	0.00	0.00	0.00	0.00	32,868.00	11,759.75	14,009.26	34,347.00	34,347.00
Department: 499 - TAX ASSESSOR/COLLECTOR										
ReportGroup: 430 - Capital Outlay										
70-499-5500-FX20		CAPITAL OUTLAY, ARPA	0.00	0.00	0.00	0.00	21,063.00	21,053.49	21,053.49	0.00
ReportGroup: 430 - Capital Outlay Total:	0.00	0.00	0.00	0.00	0.00	21,063.00	21,053.49	21,053.49	0.00	0.00
Department: 499 - TAX ASSESSOR/COLLECTOR Total:	0.00	0.00	0.00	0.00	0.00	21,063.00	21,053.49	21,053.49	0.00	0.00
Department: 516 - PERMANENT IMPROVEMENT										
ReportGroup: 420 - Other Services & Charges										
70-516-4550-0000		PROFESSIONAL FEES	0.00	0.00	100,000.00	95.20	88,837.00	0.00	0.00	275,000.00
ReportGroup: 420 - Other Services & Charges Total:	0.00	0.00	100,000.00	95.20	88,837.00	0.00	0.00	275,000.00	275,000.00	275,000.00

Budget - ADOPTED

For Fiscal: 2022-2023 Period Ending: 08/31/2023

Defined Budgets

		2020-2021 Total Budget	2020-2021 Total Activity	2021-2022 Total Budget	2021-2022 Total Activity	2022-2023 Total Budget	2022-2023 YTD Activity	2022-2023 PJ	2023-2024 PROPOSED	2023-2024 2023-2024
ReportGroup: 430 - Capital Outlay										
70-516-5500-0000	CAPITAL OUTLAY	0.00	0.00	234,685.00	0.00	395,847.00	0.00	0.00	1,553,471.13	1,553,471.13
Budget Detail										
Budget Code	Description			Units	Price	Amount				
2023-2024	NOT SPECIFIED			1.00	1,553,471.13	1,553,471.13				
ReportGroup: 430 - Capital Outlay Total:		0.00	0.00	234,685.00	0.00	395,847.00	0.00	0.00	1,553,471.13	1,553,471.13
Department: 516 - PERMANENT IMPROVEMENT Total:		0.00	0.00	334,685.00	95.20	484,684.00	0.00	0.00	1,828,471.13	1,828,471.13
Department: 560 - SHERIFF										
ReportGroup: 410 - Supplies										
70-560-4350-FX20	SUPPLIES & PARTS	0.00	0.00	0.00	0.00	10,523.00	10,521.83	10,521.83	0.00	0.00
ReportGroup: 410 - Supplies Total:		0.00	0.00	0.00	0.00	10,523.00	10,521.83	10,521.83	0.00	0.00
ReportGroup: 420 - Other Services & Charges										
70-560-4620-FX20	COMMUNICATIONS	0.00	0.00	0.00	0.00	5,000.00	3,119.54	5,215.93	0.00	0.00
70-560-4760-FX20	SUPPORT & MAINTENANCE	0.00	0.00	0.00	0.00	53,303.00	53,302.04	53,302.04	0.00	0.00
ReportGroup: 420 - Other Services & Charges Total:		0.00	0.00	0.00	0.00	58,303.00	56,421.58	58,517.97	0.00	0.00
ReportGroup: 430 - Capital Outlay										
70-560-5500-FX20	CAPITAL OUTLAY	0.00	0.00	0.00	0.00	74,706.00	69,941.12	69,941.12	0.00	0.00
ReportGroup: 430 - Capital Outlay Total:		0.00	0.00	0.00	0.00	74,706.00	69,941.12	69,941.12	0.00	0.00
Department: 560 - SHERIFF Total:		0.00	0.00	0.00	0.00	143,532.00	136,884.53	138,980.92	0.00	0.00
Department: 590 - WATER & SEWER										
ReportGroup: 420 - Other Services & Charges										
70-590-4550-0000	PROFESSIONAL FEES	0.00	0.00	100,000.00	0.00	0.00	0.00	0.00	0.00	0.00
ReportGroup: 420 - Other Services & Charges Total:		0.00	0.00	100,000.00	0.00	0.00	0.00	0.00	0.00	0.00
ReportGroup: 430 - Capital Outlay										
70-590-5500-0000	CAPITAL OUTLAY	0.00	0.00	1,000,000.00	0.00	0.00	0.00	12,290.00	0.00	0.00
70-590-5500-FX20	CAPITAL OUTLAY	0.00	0.00	0.00	0.00	230,000.00	12,290.00	230,000.00	217,710.00	217,710.00
Budget Detail										
Budget Code	Description			Units	Price	Amount				
2023-2024	WATER & SEWER IMPROVEMENTS JCWCD			1.00	217,710.00	217,710.00				
ReportGroup: 430 - Capital Outlay Total:		0.00	0.00	1,000,000.00	0.00	230,000.00	12,290.00	242,290.00	217,710.00	217,710.00
Department: 590 - WATER & SEWER Total:		0.00	0.00	1,100,000.00	0.00	230,000.00	12,290.00	242,290.00	217,710.00	217,710.00

Budget - ADOPTED

For Fiscal: 2022-2023 Period Ending: 08/31/2023

Defined Budgets

		2020-2021 Total Budget	2020-2021 Total Activity	2021-2022 Total Budget	2021-2022 Total Activity	2022-2023 Total Budget	2022-2023 YTD Activity	2022-2023 PJ	2023-2024 PROPOSED	2023-2024 2023-2024
Department: 611 - R&B #1, GENERAL										
ReportGroup: 410 - Supplies										
70-611-4380-FX20	ROAD MATERIALS	0.00	0.00	0.00	0.00	150,000.00	51,286.95	51,286.92	98,713.05	98,713.05
ReportGroup: 410 - Supplies Total:		0.00	0.00	0.00	0.00	150,000.00	51,286.95	51,286.92	98,713.05	98,713.05
Department: 611 - R&B #1, GENERAL Total:		0.00	0.00	0.00	0.00	150,000.00	51,286.95	51,286.92	98,713.05	98,713.05
Department: 612 - R&B #2, GENERAL										
ReportGroup: 410 - Supplies										
70-612-4380-FX20	ROAD MATERIALS	0.00	0.00	0.00	0.00	150,000.00	0.00	0.00	0.00	0.00
ReportGroup: 410 - Supplies Total:		0.00	0.00	0.00	0.00	150,000.00	0.00	0.00	0.00	0.00
ReportGroup: 430 - Capital Outlay										
70-612-5500-FX20	CAPITAL OUTLAY	0.00	0.00	0.00	0.00	0.00	0.00	0.00	150,000.00	150,000.00
Budget Detail	Description			Units	Price	Amount				
Budget Code										
2023-2024	GRADALL			1.00	150,000.00	150,000.00				
ReportGroup: 430 - Capital Outlay Total:		0.00	0.00	0.00	0.00	0.00	0.00	0.00	150,000.00	150,000.00
Department: 612 - R&B #2, GENERAL Total:		0.00	0.00	0.00	0.00	150,000.00	0.00	0.00	150,000.00	150,000.00
Department: 613 - R&B #3, GENERAL										
ReportGroup: 410 - Supplies										
70-613-4380-FX20	ROAD MATERIALS	0.00	0.00	0.00	0.00	150,000.00	0.00	0.00	85,000.00	85,000.00
ReportGroup: 410 - Supplies Total:		0.00	0.00	0.00	0.00	150,000.00	0.00	0.00	85,000.00	85,000.00
ReportGroup: 430 - Capital Outlay										
70-613-5500-FX20	CAPITAL OUTLAY	0.00	0.00	0.00	0.00	0.00	49,950.00	49,950.00	65,000.00	15,050.00
Budget Detail	Description			Units	Price	Amount				
Budget Code										
2023-2024	NOT SPECIFIED			0.00	0.00	15,050.00				
ReportGroup: 430 - Capital Outlay Total:		0.00	0.00	0.00	0.00	0.00	49,950.00	49,950.00	65,000.00	15,050.00
Department: 613 - R&B #3, GENERAL Total:		0.00	0.00	0.00	0.00	150,000.00	49,950.00	49,950.00	150,000.00	100,050.00
Department: 614 - R&B #4, GENERAL										
ReportGroup: 410 - Supplies										
70-614-4380-FX20	ROAD MATERIALS	0.00	0.00	0.00	0.00	150,000.00	0.00	0.00	150,000.00	150,000.00
ReportGroup: 410 - Supplies Total:		0.00	0.00	0.00	0.00	150,000.00	0.00	0.00	150,000.00	150,000.00
Department: 614 - R&B #4, GENERAL Total:		0.00	0.00	0.00	0.00	150,000.00	0.00	0.00	150,000.00	150,000.00
Expense Total:		0.00	0.00	1,434,685.00	95.20	1,512,147.00	283,224.72	517,570.59	2,629,241.18	2,579,291.18
Fund: 70 - AMERICAN RESCUE PLAN (ARP) Surplus (Deficit):		0.00	1,434,668.84	(1,433,985.00)	18,535.50	(2,147.00)	294,495.11	85,353.00	(154,999.97)	(105,049.97)

Budget - ADOPTED

For Fiscal: 2022-2023 Period Ending: 08/31/2023

Defined Budgets

	2020-2021 Total Budget	2020-2021 Total Activity	2021-2022 Total Budget	2021-2022 Total Activity	2022-2023 Total Budget	2022-2023 YTD Activity	2022-2023 PJ	2023-2024 PROPOSED	2023-2024 2023-2024	
Fund: 71 - FED & STATE RELIEF										
Revenue										
Department: 330 - FEDERAL GRANTS										
ReportGroup: 320 - Intergovernmental Revenue										
71-330-3130-0000	FEMA - pass thru TDEM	508,335.10	604,384.00	0.00	24,275.52	0.00	12,425.65	12,425.65	0.00	0.00
ReportGroup: 320 - Intergovernmental Revenue Total:		508,335.10	604,384.00	0.00	24,275.52	0.00	12,425.65	12,425.65	0.00	0.00
Department: 330 - FEDERAL GRANTS Total:		508,335.10	604,384.00	0.00	24,275.52	0.00	12,425.65	12,425.65	0.00	0.00
Department: 360 - INTEREST										
ReportGroup: 350 - Miscellaneous Revenue										
71-360-3600-0000	INTEREST	0.00	84.06	20.00	571.90	150.00	1,674.91	1,690.91	40.00	40.00
ReportGroup: 350 - Miscellaneous Revenue Total:		0.00	84.06	20.00	571.90	150.00	1,674.91	1,690.91	40.00	40.00
Department: 360 - INTEREST Total:		0.00	84.06	20.00	571.90	150.00	1,674.91	1,690.91	40.00	40.00
Department: 370 - MISCELLANEOUS REVENUE										
ReportGroup: 350 - Miscellaneous Revenue										
71-370-3710-0000	MISCELLANEOUS REVENUE	0.00	0.00	0.00	0.00	93,132.09	93,132.35	93,132.35	0.00	0.00
ReportGroup: 350 - Miscellaneous Revenue Total:		0.00	0.00	0.00	0.00	93,132.09	93,132.35	93,132.35	0.00	0.00
Department: 370 - MISCELLANEOUS REVENUE Total:		0.00	0.00	0.00	0.00	93,132.09	93,132.35	93,132.35	0.00	0.00
Revenue Total:		508,335.10	604,468.06	20.00	24,847.42	93,282.09	107,232.91	107,248.91	40.00	40.00
Expense										
Department: 409 - NON-DEPARTMENTAL										
ReportGroup: 410 - Supplies										
71-409-4350-0000	SUPPLIES & PARTS	0.00	0.00	6,350.00	6,350.00	315.00	315.00	315.00	1,882.00	1,882.00
ReportGroup: 410 - Supplies Total:		0.00	0.00	6,350.00	6,350.00	315.00	315.00	315.00	1,882.00	1,882.00
ReportGroup: 420 - Other Services & Charges										
71-409-4760-0000	SUPPORT & MAINTENANCE	615.91	615.34	4,547.00	3,489.90	0.00	0.00	0.00	0.00	0.00
ReportGroup: 420 - Other Services & Charges Total:		615.91	615.34	4,547.00	3,489.90	0.00	0.00	0.00	0.00	0.00
ReportGroup: 430 - Capital Outlay										
71-409-5500-0000	CAPITAL OUTLAY	140,271.89	139,692.83	55,186.00	26,886.17	4,036.51	4,036.51	4,036.51	0.00	0.00
71-409-5600-0000	CAPITAL OUTLAY - INVENTORY	0.00	0.00	2,252.00	2,157.57	0.00	0.00	0.00	0.00	0.00
ReportGroup: 430 - Capital Outlay Total:		140,271.89	139,692.83	57,438.00	29,043.74	4,036.51	4,036.51	4,036.51	0.00	0.00
Department: 409 - NON-DEPARTMENTAL Total:		140,887.80	140,308.17	68,335.00	38,883.64	4,351.51	4,351.51	4,351.51	1,882.00	1,882.00

Budget - ADOPTED

For Fiscal: 2022-2023 Period Ending: 08/31/2023

Defined Budgets

	2020-2021 Total Budget	2020-2021 Total Activity	2021-2022 Total Budget	2021-2022 Total Activity	2022-2023 Total Budget	2022-2023 YTD Activity	2022-2023 PJ	2023-2024 PROPOSED	2023-2024 2023-2024
Department: 510 - PUBLIC FACILITIES									
ReportGroup: 420 - Other Services & Charges									
71-510-4550-FH24 PROFESSIONAL FEES	0.00	0.00	0.00	0.00	2,640.00	2,640.00	2,640.00	0.00	0.00
ReportGroup: 420 - Other Services & Charges Total:	0.00	0.00	0.00	0.00	2,640.00	2,640.00	2,640.00	0.00	0.00
Department: 510 - PUBLIC FACILITIES Total:	0.00	0.00	0.00	0.00	2,640.00	2,640.00	2,640.00	0.00	0.00
Department: 560 - SHERIFF									
ReportGroup: 420 - Other Services & Charges									
71-560-4760-0000 SUPPORT & MAINTENANCE	0.00	0.00	0.00	0.00	2,250.00	2,250.00	2,250.00	0.00	0.00
ReportGroup: 420 - Other Services & Charges Total:	0.00	0.00	0.00	0.00	2,250.00	2,250.00	2,250.00	0.00	0.00
ReportGroup: 430 - Capital Outlay									
71-560-5500-0000 CAPITAL OUTLAY	0.00	0.00	0.00	0.00	148,153.33	148,153.33	148,153.33	0.00	0.00
ReportGroup: 430 - Capital Outlay Total:	0.00	0.00	0.00	0.00	148,153.33	148,153.33	148,153.33	0.00	0.00
Department: 560 - SHERIFF Total:	0.00	0.00	0.00	0.00	150,403.33	150,403.33	150,403.33	0.00	0.00
Department: 690 - DRAINAGE & FLOOD									
ReportGroup: 420 - Other Services & Charges									
71-690-4550-FH23 PROFESSIONAL FEES	0.00	0.00	0.00	0.00	2,881.25	2,881.25	2,881.25	0.00	0.00
ReportGroup: 420 - Other Services & Charges Total:	0.00	0.00	0.00	0.00	2,881.25	2,881.25	2,881.25	0.00	0.00
Department: 690 - DRAINAGE & FLOOD Total:	0.00	0.00	0.00	0.00	2,881.25	2,881.25	2,881.25	0.00	0.00
Expense Total:	140,887.80	140,308.17	68,335.00	38,883.64	160,276.09	160,276.09	160,276.09	1,882.00	1,882.00
Fund: 71 - FED & STATE RELIEF Surplus (Deficit):	367,447.30	464,159.89	(68,315.00)	(14,036.22)	(66,994.00)	(53,043.18)	(53,027.18)	(1,842.00)	(1,842.00)

Budget - ADOPTED

For Fiscal: 2022-2023 Period Ending: 08/31/2023

Defined Budgets

	2020-2021 Total Budget	2020-2021 Total Activity	2021-2022 Total Budget	2021-2022 Total Activity	2022-2023 Total Budget	2022-2023 YTD Activity	2022-2023 PJ	2023-2024 PROPOSED	2023-2024 2023-2024	
Fund: 72 - COASTAL PROTECTION										
Revenue										
Department: 330 - FEDERAL GRANTS										
ReportGroup: 320 - Intergovernmental Revenue										
72-330-3130-0000										
FEMA - PASS THRU TDEM	0.00	0.00	0.00	9,034.15	0.00	(0.19)	0.00	0.00	0.00	
ReportGroup: 320 - Intergovernmental Revenue Total:	0.00	0.00	0.00	9,034.15	0.00	(0.19)	0.00	0.00	0.00	
Department: 330 - FEDERAL GRANTS Total:	0.00	0.00	0.00	9,034.15	0.00	(0.19)	0.00	0.00	0.00	
Department: 331 - INTERGOVERNMENTAL REV.										
ReportGroup: 320 - Intergovernmental Revenue										
72-331-3170-0000										
GOMESA	500,000.00	351,200.36	300,000.00	357,860.31	300,000.00	496,896.35	496,896.35	400,000.00	400,000.00	
ReportGroup: 320 - Intergovernmental Revenue Total:	500,000.00	351,200.36	300,000.00	357,860.31	300,000.00	496,896.35	496,896.35	400,000.00	400,000.00	
Department: 331 - INTERGOVERNMENTAL REV. Total:	500,000.00	351,200.36	300,000.00	357,860.31	300,000.00	496,896.35	496,896.35	400,000.00	400,000.00	
Department: 360 - INTEREST										
ReportGroup: 350 - Miscellaneous Revenue										
72-360-3600-0000										
INTEREST	2,300.00	1,380.49	700.00	13,169.06	5,000.00	40,636.96	50,636.96	40,000.00	40,000.00	
ReportGroup: 350 - Miscellaneous Revenue Total:	2,300.00	1,380.49	700.00	13,169.06	5,000.00	40,636.96	50,636.96	40,000.00	40,000.00	
Department: 360 - INTEREST Total:	2,300.00	1,380.49	700.00	13,169.06	5,000.00	40,636.96	50,636.96	40,000.00	40,000.00	
Revenue Total:	502,300.00	352,580.85	300,700.00	380,063.52	305,000.00	537,533.12	547,533.31	440,000.00	440,000.00	
Expense										
Department: 660 - PARKS										
ReportGroup: 410 - Supplies										
72-660-4380-0000										
ROAD MATERIALS	0.00	0.00	0.00	0.00	50,000.00	0.00	0.00	0.00	0.00	
ReportGroup: 410 - Supplies Total:	0.00	0.00	0.00	0.00	50,000.00	0.00	0.00	0.00	0.00	
ReportGroup: 420 - Other Services & Charges										
72-660-4500-0000										
CONTRACT SERVICE	0.00	0.00	0.00	0.00	180,000.00	45,519.24	180,000.00	0.00	0.00	
ReportGroup: 420 - Other Services & Charges Total:	0.00	0.00	0.00	0.00	180,000.00	45,519.24	180,000.00	0.00	0.00	
ReportGroup: 430 - Capital Outlay										
72-660-5500-0000										
CAPITAL OUTLAY	1,350,000.00	0.00	0.00	9,034.00	0.00	0.00	0.00	849,083.00	849,083.00	
Budget Detail										
Budget Code	Description			Units	Price	Amount				
2023-2024	NOT SPECIFIED			1.00	849,083.00	849,083.00				
72-660-5501-0000										
CAPITAL OUTLAY - CO - CARAN...	150,000.00	84,752.00	845,000.00	590,468.04	875,500.00	490,228.58	437,360.00	10,000.00	10,000.00	

Budget - ADOPTED

For Fiscal: 2022-2023 Period Ending: 08/31/2023

Defined Budgets

		2020-2021	2020-2021	2021-2022	2021-2022	2022-2023	2022-2023	2022-2023	2023-2024	2023-2024
		Total Budget	Total Activity	Total Budget	Total Activity	Total Budget	YTD Activity	PJ	PROPOSED	2023-2024
Budget Detail										
Budget Code	Description			Units	Price	Amount				
2023-2024	BULKHEAD PROJECT			1.00	10,000.00	10,000.00				
	ReportGroup: 430 - Capital Outlay Total:	1,500,000.00	84,752.00	845,000.00	599,502.04	875,500.00	490,228.58	437,360.00	859,083.00	859,083.00
	Department: 660 - PARKS Total:	1,500,000.00	84,752.00	845,000.00	599,502.04	1,105,500.00	535,747.82	617,360.00	859,083.00	859,083.00
Department: 690 - DRAINAGE & FLOOD										
ReportGroup: 420 - Other Services & Charges										
72-690-4550-0000	PROFESSIONAL FEES	0.00	0.00	811,250.00	7,756.25	845,000.00	4,585.00	898.75	660,700.00	660,700.00
	ReportGroup: 420 - Other Services & Charges Total:	0.00	0.00	811,250.00	7,756.25	845,000.00	4,585.00	898.75	660,700.00	660,700.00
	Department: 690 - DRAINAGE & FLOOD Total:	0.00	0.00	811,250.00	7,756.25	845,000.00	4,585.00	898.75	660,700.00	660,700.00
	Expense Total:	1,500,000.00	84,752.00	1,656,250.00	607,258.29	1,950,500.00	540,332.82	618,258.75	1,519,783.00	1,519,783.00
	Fund: 72 - COASTAL PROTECTION Surplus (Deficit):	(997,700.00)	267,828.85	(1,355,550.00)	(227,194.77)	(1,645,500.00)	(2,799.70)	(70,725.44)	(1,079,783.00)	(1,079,783.00)

Budget - ADOPTED

For Fiscal: 2022-2023 Period Ending: 08/31/2023

Defined Budgets

	2020-2021 Total Budget	2020-2021 Total Activity	2021-2022 Total Budget	2021-2022 Total Activity	2022-2023 Total Budget	2022-2023 YTD Activity	2022-2023 PJ	2023-2024 PROPOSED	2023-2024 2023-2024
Fund: 80 - AIRPORT									
Revenue									
Department: 330 - FEDERAL GRANTS									
ReportGroup: 320 - Intergovernmental Revenue									
80-330-3160-FT11	0.00	0.00	0.00	0.00	29,697.14	(1,618.00)	20,292.76	5,000.00	5,000.00
US DOT - RAMP									
80-330-3160-FT12	0.00	0.00	0.00	0.00	24,759.60	0.00	24,759.60	0.00	0.00
US DOT - CARES									
ReportGroup: 320 - Intergovernmental Revenue Total:	0.00	0.00	0.00	0.00	54,456.74	(1,618.00)	45,052.36	5,000.00	5,000.00
Department: 330 - FEDERAL GRANTS Total:	0.00	0.00	0.00	0.00	54,456.74	(1,618.00)	45,052.36	5,000.00	5,000.00
Department: 334 - SHARED REVENUES									
ReportGroup: 320 - Intergovernmental Revenue									
80-334-3260-0000	5,000.00	0.00	0.00	1,617.83	5,000.00	1,617.76	1,617.76	0.00	0.00
TXDOT AVIATION - SHARED									
ReportGroup: 320 - Intergovernmental Revenue Total:	5,000.00	0.00	0.00	1,617.83	5,000.00	1,617.76	1,617.76	0.00	0.00
Department: 334 - SHARED REVENUES Total:	5,000.00	0.00	0.00	1,617.83	5,000.00	1,617.76	1,617.76	0.00	0.00
Department: 355 - RENTALS & LEASES									
ReportGroup: 350 - Miscellaneous Revenue									
80-355-3656-0000	5,768.00	5,768.44	5,768.00	5,765.82	5,765.00	5,765.00	5,765.00	5,765.00	5,765.00
SURFACE LEASE									
ReportGroup: 350 - Miscellaneous Revenue Total:	5,768.00	5,768.44	5,768.00	5,765.82	5,765.00	5,765.00	5,765.00	5,765.00	5,765.00
Department: 355 - RENTALS & LEASES Total:	5,768.00	5,768.44	5,768.00	5,765.82	5,765.00	5,765.00	5,765.00	5,765.00	5,765.00
Department: 360 - INTEREST									
ReportGroup: 350 - Miscellaneous Revenue									
80-360-3600-0000	275.00	134.12	66.00	1,143.78	400.00	5,436.31	6,636.28	2,500.00	2,500.00
INTEREST									
ReportGroup: 350 - Miscellaneous Revenue Total:	275.00	134.12	66.00	1,143.78	400.00	5,436.31	6,636.28	2,500.00	2,500.00
Department: 360 - INTEREST Total:	275.00	134.12	66.00	1,143.78	400.00	5,436.31	6,636.28	2,500.00	2,500.00
Department: 370 - MISCELLANEOUS REVENUE									
ReportGroup: 350 - Miscellaneous Revenue									
80-370-3710-0000	0.00	400.00	0.00	0.00	0.00	0.00	0.00	0.00	0.00
MISCELLANEOUS REVENUE									
ReportGroup: 350 - Miscellaneous Revenue Total:	0.00	400.00	0.00	0.00	0.00	0.00	0.00	0.00	0.00
Department: 370 - MISCELLANEOUS REVENUE Total:	0.00	400.00	0.00	0.00	0.00	0.00	0.00	0.00	0.00
Department: 390 - OTHER FINANCING SOURCES									
ReportGroup: 390 - Other revenue									
80-390-3910-0000	0.00	0.00	0.00	0.00	0.00	0.00	0.00	44,000.00	44,000.00
TRS FROM GENERAL									
ReportGroup: 390 - Other revenue Total:	0.00	0.00	0.00	0.00	0.00	0.00	0.00	44,000.00	44,000.00
Department: 390 - OTHER FINANCING SOURCES Total:	0.00	0.00	0.00	0.00	0.00	0.00	0.00	44,000.00	44,000.00
Revenue Total:	11,043.00	6,302.56	5,834.00	8,527.43	65,621.74	11,201.07	59,071.40	57,265.00	57,265.00

Budget - ADOPTED

For Fiscal: 2022-2023 Period Ending: 08/31/2023

Defined Budgets

		2020-2021 Total Budget	2020-2021 Total Activity	2021-2022 Total Budget	2021-2022 Total Activity	2022-2023 Total Budget	2022-2023 YTD Activity	2022-2023 PJ	2023-2024 PROPOSED	2023-2024 2023-2024
Expense										
Department: 620 - AIRPORT										
ReportGroup: 410 - Supplies										
80-620-4310-0000	OFFICE SUPPLIES & EXPENSES	700.00	200.00	1,000.00	839.91	1,500.00	100.00	100.00	1,000.00	1,000.00
80-620-4310-FT11	OFFICE SUPPLIES & EXPENSES	0.00	0.00	0.00	0.00	100.00	0.00	0.00	0.00	0.00
80-620-4375-0000	PARTS, SUPPLIES, REPAIRS	7,341.00	4,809.18	9,700.00	1,387.50	10,000.00	3,432.51	3,432.51	10,000.00	10,000.00
80-620-4375-FT11	PARTS, SUPPLIES, REPAIRS-RA...	0.00	0.00	0.00	0.00	29,597.14	29,529.64	32,855.49	0.00	0.00
80-620-4375-FT12	PARTS, SUPPLIES, REPAIRS-CAR...	0.00	0.00	0.00	0.00	24,759.60	24,759.60	24,759.60	0.00	0.00
	ReportGroup: 410 - Supplies Total:	8,041.00	5,009.18	10,700.00	2,227.41	65,956.74	57,821.75	61,147.60	11,000.00	11,000.00
ReportGroup: 420 - Other Services & Charges										
80-620-4500-0000	CONTRACT SERVICES	0.00	0.00	0.00	0.00	5,000.00	0.00	0.00	0.00	0.00
80-620-4550-0000	PROFESSIONAL FEES	0.00	0.00	2,000.00	0.00	0.00	0.00	0.00	0.00	0.00
80-620-4710-0000	INSURANCE/BONDS	5,267.00	5,267.00	6,405.00	6,405.00	6,739.00	6,739.00	6,739.00	7,076.00	7,076.00
80-620-4950-0000	UNCLASSIFIED	2,833.00	2,428.05	4,072.00	2,985.39	4,986.00	2,818.92	2,818.92	3,500.00	3,500.00
	ReportGroup: 420 - Other Services & Charges Total:	8,100.00	7,695.05	12,477.00	9,390.39	16,725.00	9,557.92	9,557.92	10,576.00	10,576.00
ReportGroup: 430 - Capital Outlay										
80-620-5500-0000	CAPITAL OUTLAY	2,659.00	5,318.00	0.00	0.00	0.00	0.00	0.00	160,000.00	160,000.00
Budget Detail										
Budget Code	Description			Units	Price	Amount				
2023-2024	AWOS (MATCH)			1.00	40,000.00	40,000.00				
2023-2024	LIGHTING SYSTEM (MATCH)			1.00	120,000.00	120,000.00				
	ReportGroup: 430 - Capital Outlay Total:	2,659.00	5,318.00	0.00	0.00	0.00	0.00	0.00	160,000.00	160,000.00
	Department: 620 - AIRPORT Total:	18,800.00	18,022.23	23,177.00	11,617.80	82,681.74	67,379.67	70,705.52	181,576.00	181,576.00
	Expense Total:	18,800.00	18,022.23	23,177.00	11,617.80	82,681.74	67,379.67	70,705.52	181,576.00	181,576.00
	Fund: 80 - AIRPORT Surplus (Deficit):	(7,757.00)	(11,719.67)	(17,343.00)	(3,090.37)	(17,060.00)	(56,178.60)	(11,634.12)	(124,311.00)	(124,311.00)

Budget - ADOPTED

For Fiscal: 2022-2023 Period Ending: 08/31/2023

Defined Budgets

	2020-2021 Total Budget	2020-2021 Total Activity	2021-2022 Total Budget	2021-2022 Total Activity	2022-2023 Total Budget	2022-2023 YTD Activity	2022-2023 PJ	2023-2024 PROPOSED	2023-2024 2023-2024	
Fund: 81 - JAIL COMMISSARY										
Revenue										
Department: 342 - CHARGES FOR SERVICES										
ReportGroup: 330 - Charges for Services										
81-342-3427-0000	RECEIPTS FROM INMATES	9,000.00	17,926.49	11,000.00	17,653.18	12,000.00	11,358.34	12,558.00	12,000.00	12,000.00
ReportGroup: 330 - Charges for Services Total:		9,000.00	17,926.49	11,000.00	17,653.18	12,000.00	11,358.34	12,558.00	12,000.00	12,000.00
Department: 342 - CHARGES FOR SERVICES Total:		9,000.00	17,926.49	11,000.00	17,653.18	12,000.00	11,358.34	12,558.00	12,000.00	12,000.00
Department: 360 - INTEREST										
ReportGroup: 350 - Miscellaneous Revenue										
81-360-3600-0000	INTEREST	10.00	32.92	10.00	72.51	100.00	(379.97)	565.00	300.00	300.00
ReportGroup: 350 - Miscellaneous Revenue Total:		10.00	32.92	10.00	72.51	100.00	(379.97)	565.00	300.00	300.00
Department: 360 - INTEREST Total:		10.00	32.92	10.00	72.51	100.00	(379.97)	565.00	300.00	300.00
Revenue Total:		9,010.00	17,959.41	11,010.00	17,725.69	12,100.00	10,978.37	13,123.00	12,300.00	12,300.00
Expense										
Department: 565 - COMMISSARY EXPENSE										
ReportGroup: 410 - Supplies										
81-565-4420-0000	INMATE CLOTHING,SHEETS,LIN...	3,372.00	3,324.16	10,000.00	5,045.26	10,000.00	1,292.32	2,022.00	10,000.00	10,000.00
81-565-4421-0000	INMATE, SUPPLIES	5,628.00	5,627.56	6,000.00	5,785.38	8,000.00	8,221.21	8,000.00	6,000.00	6,000.00
ReportGroup: 410 - Supplies Total:		9,000.00	8,951.72	16,000.00	10,830.64	18,000.00	9,513.53	10,022.00	16,000.00	16,000.00
ReportGroup: 420 - Other Services & Charges										
81-565-4950-0000	UNCLASSIFIED	0.00	0.00	5,000.00	0.00	11,000.00	3,297.00	3,297.00	4,000.00	4,000.00
ReportGroup: 420 - Other Services & Charges Total:		0.00	0.00	5,000.00	0.00	11,000.00	3,297.00	3,297.00	4,000.00	4,000.00
ReportGroup: 430 - Capital Outlay										
81-565-5500-0000	CAPITAL OUTLAY	0.00	0.00	0.00	0.00	0.00	0.00	0.00	16,000.00	16,000.00
Budget Detail										
Budget Code	Description			Units	Price	Amount				
2023-2024	CAMERA SYSTEM			1.00	9,600.00	9,600.00				
2023-2024	CART (PART OF RESTRAINT SYS)			1.00	2,400.00	2,400.00				
2023-2024	WRAP RESTRAINT SYSTEM			1.00	4,000.00	4,000.00				
ReportGroup: 430 - Capital Outlay Total:		0.00	0.00	0.00	0.00	0.00	0.00	0.00	16,000.00	16,000.00
Department: 565 - COMMISSARY EXPENSE Total:		9,000.00	8,951.72	21,000.00	10,830.64	29,000.00	12,810.53	13,319.00	36,000.00	36,000.00
Expense Total:		9,000.00	8,951.72	21,000.00	10,830.64	29,000.00	12,810.53	13,319.00	36,000.00	36,000.00
Fund: 81 - JAIL COMMISSARY Surplus (Deficit):		10.00	9,007.69	(9,990.00)	6,895.05	(16,900.00)	(1,832.16)	(196.00)	(23,700.00)	(23,700.00)

Budget - ADOPTED

For Fiscal: 2022-2023 Period Ending: 08/31/2023

Defined Budgets

	2020-2021 Total Budget	2020-2021 Total Activity	2021-2022 Total Budget	2021-2022 Total Activity	2022-2023 Total Budget	2022-2023 YTD Activity	2022-2023 PJ	2023-2024 PROPOSED	2023-2024 2023-2024	
Fund: 92 - FLOOD CONTROL - JC DRAIN										
Revenue										
Department: 310 - PROPERTY TAXES										
ReportGroup: 300 - Taxes										
92-310-3010-0000	CURRENT TAXES	1,285,414.00	1,301,079.62	1,292,114.00	1,293,952.15	1,319,570.00	1,326,600.11	1,334,037.00	1,753,360.00	1,694,219.00
92-310-3020-0000	TAXES - DELINQUENT	12,000.00	0.00	12,000.00	10,554.24	12,000.00	9,669.96	10,070.00	11,000.00	11,000.00
92-310-3040-0000	PENALTY & INT ON DELINQ TA...	10,000.00	0.00	10,000.00	9,583.82	10,000.00	10,894.67	11,540.04	10,500.00	10,500.00
	ReportGroup: 300 - Taxes Total:	1,307,414.00	1,301,079.62	1,314,114.00	1,314,090.21	1,341,570.00	1,347,164.74	1,355,647.04	1,774,860.00	1,715,719.00
	Department: 310 - PROPERTY TAXES Total:	1,307,414.00	1,301,079.62	1,314,114.00	1,314,090.21	1,341,570.00	1,347,164.74	1,355,647.04	1,774,860.00	1,715,719.00
	Revenue Total:	1,307,414.00	1,301,079.62	1,314,114.00	1,314,090.21	1,341,570.00	1,347,164.74	1,355,647.04	1,774,860.00	1,715,719.00
Expense										
Department: 690 - DRAINAGE & FLOOD										
ReportGroup: 420 - Other Services & Charges										
92-690-4860-0000	DRAINAGE, CO WIDE DRG DIST...	1,307,414.00	1,299,345.38	1,314,114.00	1,315,824.81	1,341,570.00	1,347,164.36	1,355,647.04	1,774,860.00	1,715,719.00
	ReportGroup: 420 - Other Services & Charges Total:	1,307,414.00	1,299,345.38	1,314,114.00	1,315,824.81	1,341,570.00	1,347,164.36	1,355,647.04	1,774,860.00	1,715,719.00
	Department: 690 - DRAINAGE & FLOOD Total:	1,307,414.00	1,299,345.38	1,314,114.00	1,315,824.81	1,341,570.00	1,347,164.36	1,355,647.04	1,774,860.00	1,715,719.00
	Expense Total:	1,307,414.00	1,299,345.38	1,314,114.00	1,315,824.81	1,341,570.00	1,347,164.36	1,355,647.04	1,774,860.00	1,715,719.00
	Fund: 92 - FLOOD CONTROL - JC DRAIN Surplus (Deficit):	0.00	1,734.24	0.00	(1,734.60)	0.00	0.38	0.00	0.00	0.00
	Report Surplus (Deficit):	(1,995,569.48)	3,304,229.76	(5,291,738.36)	271,482.79	(3,956,426.45)	1,852,948.45	646,540.61	(1,160,095.08)	(2,410,182.08)

Fund Summary

Fund	2020-2021		2021-2022		2022-2023		2023-2024		2023-2024	
	Total Budget	Total Activity	Total Budget	Total Activity	Total Budget	YTD Activity	PJ	PROPOSED	2023-2024	2023-2024
10 - GENERAL	(49,243.65)	143,122.49	778.18	715,365.96	6,080.84	1,674,115.16	850,474.82	1,134,277.39	49,172.39	
12 - PERMANENT IMPROVEMENT	(345,104.00)	154,481.10	(418,000.00)	(16,973.99)	(412,504.00)	(169,735.36)	(320,578.58)	(37,490.00)	562,510.00	
15 - COMMISSARY TELEPHONE	23,211.00	32,960.72	(21,594.00)	21,739.29	(32,652.00)	(37,465.07)	(36,558.74)	(20,642.00)	(20,642.00)	
17 - DISTRICT ATTORNEY-HOT CHK	(3,276.00)	150.00	(3,294.00)	(1,896.14)	(1,963.00)	225.00	299.25	(2,298.00)	(2,298.00)	
18 - ELECTIONS ADMINISTRATION	(110,697.00)	(35,178.56)	(73,082.00)	(829.93)	(73,983.00)	4,643.90	2,967.38	(5,500.00)	(5,500.00)	
19 - FORFEITURE-DIST ATTORNEY	(38,266.00)	(35,996.35)	(60,671.00)	(51,160.14)	(69,445.00)	71,850.45	66,095.49	(63,281.00)	(63,281.00)	
21 - FORFEITURE-SHERIFF	(6,820.00)	(540.86)	(5,771.00)	(325.84)	(12,800.00)	45,729.65	50,853.17	(6,000.00)	(8,605.00)	
23 - TECHNOLOGY FUND	(3,100.00)	1,513.76	(4,625.00)	(1,074.70)	(3,600.00)	448.14	1,312.45	(4,306.00)	(4,306.00)	
24 - JUV PROB DISCRETIONARY	(1,800.00)	635.00	(3,000.00)	(1,520.00)	(1,483.00)	382.50	508.73	(3,300.00)	(3,400.00)	
25 - JUVENILE PROBATION GRANTS	(1,910.00)	(2,107.38)	(975.00)	2,048.11	(1,000.00)	(226.89)	1,786.33	(2,744.00)	(2,744.00)	
26 - LAW LIBRARY	1,200.00	(1,372.83)	(1,600.00)	(3,652.84)	(5,258.00)	(2,393.60)	(1,344.52)	(4,900.00)	(4,900.00)	
27 - LEOSE-LAW ENF OFFICERS ED	(4,273.12)	(908.31)	(2,968.54)	(288.94)	(2,818.75)	677.15	687.26	(3,664.50)	(3,664.50)	
28 - LIBRARY-MEMORIAL FUND	(3,050.00)	291.32	(3,156.00)	(889.12)	(3,080.00)	90.46	3,373.51	(2,550.00)	(2,550.00)	
29 - RECORDS MGT- COUNTY CLERK	(37,450.00)	23,256.21	(22,574.00)	64,964.53	(32,470.00)	3,729.94	(12,670.12)	(32,471.00)	(32,471.00)	
30 - RECORDS MGT - COUNTY	(500.00)	3,392.96	(5,800.00)	1,385.52	(7,400.00)	669.78	(7,212.84)	(342.00)	(342.00)	
31 - RECORDS MGT - DIST CLERK	(770.00)	810.83	(2,000.00)	(1,014.24)	(3,494.00)	1,210.69	4,253.87	(3,500.00)	(7,500.00)	
32 - SECURITY FUND	(6,157.00)	13,845.75	(16,201.00)	(333.91)	(17,719.00)	13,202.01	13,596.87	(17,004.00)	(17,004.00)	
33 - CRTHSE SECURITY - JPS	(680.00)	1,563.51	(2,400.00)	212.10	(1,700.00)	599.86	1,235.78	(1,580.00)	(1,580.00)	
34 - CHILD ABUSE PREVENTION	200.00	(171.37)	20.00	(168.75)	100.00	375.72	345.80	(300.00)	(300.00)	
35 - CHILD WELFARE	(2,464.00)	8.11	(2,497.00)	(639.68)	(2,750.00)	(725.84)	(659.25)	(2,350.00)	(2,350.00)	
36 - HISTORICAL COMMISSION	(33,868.00)	(97.55)	(33,880.00)	(57.13)	(32,570.00)	(2,035.87)	(1,900.90)	(30,298.00)	(30,298.00)	
37 - MEDIATION FUND	0.00	1,676.00	(2,626.00)	1,000.00	(4,000.00)	0.00	0.00	(4,126.00)	(4,126.00)	
39 - BRIDGE REPLACEMENT	(189,470.00)	50,225.21	(238,820.00)	52,290.05	(290,742.00)	63,357.27	65,634.72	(295,500.00)	(355,000.00)	
40 - HIGHWAY	(23,022.01)	452,355.65	(603,612.00)	(504,658.98)	(151,413.54)	(195,575.23)	(49,563.11)	(7,849.00)	(29,076.00)	
41 - ROAD & BRIDGE GEN NO. 1	(68,300.00)	1,250.64	(70,622.00)	(31,896.98)	(28,340.00)	65,607.44	32,830.89	0.00	(68,000.00)	
42 - ROAD & BRIDGE GEN NO. 2	(170,000.00)	(86,103.45)	(76,632.00)	3,967.66	(109,000.00)	23,089.67	(9,203.69)	0.00	(73,500.00)	
43 - ROAD & BRIDGE GEN NO. 3	(29,000.00)	66,772.79	(100,559.00)	88,370.48	(168,976.00)	108,010.44	65,807.99	0.00	(240,000.00)	
44 - ROAD & BRIDGE GEN NO. 4	(125,500.00)	190,433.54	(285,200.00)	36,359.41	(347,000.00)	90,271.89	51,982.52	0.00	(385,000.00)	
45 - ROAD & BRIDGE LATERAL RD	0.00	(5,220.30)	0.00	726.00	0.00	0.00	0.00	0.00	0.00	
50 - PCT#1 EQUIPMENT REPLACMNT	(12,150.00)	20,334.81	(32,513.00)	20,411.43	(52,845.00)	(52,243.87)	(52,239.17)	(687.00)	(687.00)	
51 - PCT#2 EQUIPMENT REPLACMNT	(2,210.00)	135,836.10	(138,056.00)	21,275.74	(159,000.00)	(15,058.86)	(13,759.80)	(144,900.00)	(145,400.00)	
52 - PCT#3 EQUIPMENT REPLACMNT	(6,475.00)	(1,054.17)	(5,150.00)	20,191.92	(25,600.00)	21,753.74	22,179.74	(47,800.00)	(47,800.00)	
53 - PCT#4 EQUIPMENT REPLACMNT	(98,675.00)	5,045.07	(142,840.00)	20,968.92	(124,300.00)	(47,436.10)	(46,382.36)	(117,554.00)	(78,054.00)	
55 - CONSTRUCTION GRANTS	0.00	(10,001.42)	0.00	33,037.16	0.00	(8,896.66)	270.99	0.00	0.00	
57 - ABANDONED MOTOR VEHICLE	(4,100.00)	7,406.81	(12,300.00)	(2,737.46)	(12,300.00)	5,458.97	2,874.85	(16,500.00)	(16,500.00)	
65 - TRUANCY PREV & DIVERSION	(3,300.00)	6,422.89	(10,135.00)	4,479.05	(14,000.00)	5,289.04	5,881.82	(19,500.00)	(19,500.00)	
66 - CO SPECIALTY COURT	(550.00)	3,511.20	(4,200.00)	3,433.64	(7,800.00)	3,311.08	3,589.20	(10,800.00)	(10,800.00)	
70 - AMERICAN RESCUE PLAN (ARP)	0.00	1,434,668.84	(1,433,985.00)	18,535.50	(2,147.00)	294,495.11	85,353.00	(154,999.97)	(105,049.97)	
71 - FED & STATE RELIEF	367,447.30	464,159.89	(68,315.00)	(14,036.22)	(66,994.00)	(53,043.18)	(53,027.18)	(1,842.00)	(1,842.00)	
72 - COASTAL PROTECTION	(997,700.00)	267,828.85	(1,355,550.00)	(227,194.77)	(1,645,500.00)	(2,799.70)	(70,725.44)	(1,079,783.00)	(1,079,783.00)	

Budget - ADOPTED**For Fiscal: 2022-2023 Period Ending: 08/31/2023**

80 - AIRPORT	(7,757.00)	(11,719.67)	(17,343.00)	(3,090.37)	(17,060.00)	(56,178.60)	(11,634.12)	(124,311.00)	(124,311.00)
81 - JAIL COMMISSARY	10.00	9,007.69	(9,990.00)	6,895.05	(16,900.00)	(1,832.16)	(196.00)	(23,700.00)	(23,700.00)
92 - FLOOD CONTROL - JC DRAIN	0.00	1,734.24	0.00	(1,734.60)	0.00	0.38	0.00	0.00	0.00
Report Surplus (Deficit):	(1,995,569.48)	3,304,229.76	(5,291,738.36)	271,482.79	(3,956,426.45)	1,852,948.45	646,540.61	(1,160,095.08)	(2,410,182.08)

COUNTY OF JACKSON, TEXAS
2024 ADOPTED BUDGET

GROUP SUMMARIES
REVENUE/EXPENDITURES



Jackson County, Texas

REVENUES

Budget - ADOPTED Group Summary

For Fiscal: 2022-2023 Period Ending: 08/31/2023

ReportGrou...	2020-2021	2020-2021	2021-2022	2021-2022	2022-2023	2022-2023	Defined Budgets			
	Total Budget	Total Activity	Total Budget	Total Activity	Total Budget	YTD Activity	2022-2023 PJ	2023-2024 PROPOSED	2023-2024 2023-2024	
Fund: 10 - GENERAL										
Revenue										
Department: 310 - PROPERTY TAXES										
300 - Taxes	8,294,123.00	8,326,123.10	8,595,135.00	8,596,511.92	9,508,839.00	9,580,108.82	9,592,000.00	13,510,576.00	13,510,576.00	
Department: 310 - PROPERTY TAXES Total:	8,294,123.00	8,326,123.10	8,595,135.00	8,596,511.92	9,508,839.00	9,580,108.82	9,592,000.00	13,510,576.00	13,510,576.00	
Department: 318 - OTHER TAXES										
300 - Taxes	1,210,250.00	1,298,039.19	1,211,200.00	1,594,481.68	1,251,500.00	1,267,848.05	1,483,113.30	1,311,900.00	1,311,900.00	
Department: 318 - OTHER TAXES Total:	1,210,250.00	1,298,039.19	1,211,200.00	1,594,481.68	1,251,500.00	1,267,848.05	1,483,113.30	1,311,900.00	1,311,900.00	
Department: 319 - TAXES, PENATLY & INTEREST										
300 - Taxes	55,000.00	70,226.75	60,000.00	60,624.44	60,000.00	73,967.83	78,000.00	65,000.00	65,000.00	
Department: 319 - TAXES, PENATLY & INTEREST Total:	55,000.00	70,226.75	60,000.00	60,624.44	60,000.00	73,967.83	78,000.00	65,000.00	65,000.00	
Department: 321 - LICENSES & PERMITS										
310 - License & Permits	18,700.00	25,265.00	19,300.00	32,827.19	23,000.00	20,540.00	22,787.40	22,800.00	22,800.00	
Department: 321 - LICENSES & PERMITS Total:	18,700.00	25,265.00	19,300.00	32,827.19	23,000.00	20,540.00	22,787.40	22,800.00	22,800.00	
Department: 330 - FEDERAL GRANTS										
320 - Intergovernmental Revenue	32,164.32	0.00	191,235.23	167,621.04	110,295.97	96,048.07	116,354.31	17,998.00	17,998.00	
Department: 330 - FEDERAL GRANTS Total:	32,164.32	0.00	191,235.23	167,621.04	110,295.97	96,048.07	116,354.31	17,998.00	17,998.00	
Department: 332 - PILT										
320 - Intergovernmental Revenue	776,000.00	776,000.00	776,000.00	776,000.00	696,000.00	696,000.00	696,000.00	0.00	0.00	
Department: 332 - PILT Total:	776,000.00	776,000.00	776,000.00	776,000.00	696,000.00	696,000.00	696,000.00	0.00	0.00	
Department: 333 - STATE GRANTS										
320 - Intergovernmental Revenue	46,772.83	54,765.96	514,311.10	190,974.35	905,772.86	961,177.67	910,350.44	196,862.57	216,311.57	
Department: 333 - STATE GRANTS Total:	46,772.83	54,765.96	514,311.10	190,974.35	905,772.86	961,177.67	910,350.44	196,862.57	216,311.57	
Department: 334 - SHARED REVENUES										
320 - Intergovernmental Revenue	38,200.00	26,386.01	39,819.70	43,129.49	44,864.61	43,030.16	44,107.26	45,080.00	45,080.00	
Department: 334 - SHARED REVENUES Total:	38,200.00	26,386.01	39,819.70	43,129.49	44,864.61	43,030.16	44,107.26	45,080.00	45,080.00	
Department: 339 - SHARED REVENUES, LOCAL										
320 - Intergovernmental Revenue	24,988.00	33,233.98	37,026.00	35,322.88	33,394.00	31,195.26	33,022.00	41,054.00	41,054.00	
Department: 339 - SHARED REVENUES, LOCAL Total:	24,988.00	33,233.98	37,026.00	35,322.88	33,394.00	31,195.26	33,022.00	41,054.00	41,054.00	
Department: 340 - CHARGES FOR SERVICES										
330 - Charges for Services	472,850.00	497,292.41	486,300.00	577,044.26	525,877.00	484,418.71	516,986.88	503,675.00	503,675.00	
Department: 340 - CHARGES FOR SERVICES Total:	472,850.00	497,292.41	486,300.00	577,044.26	525,877.00	484,418.71	516,986.88	503,675.00	503,675.00	

REVENUES

Budget - ADOPTED

For Fiscal: 2022-2023 Period Ending: 08/31/2023

ReportGrou...	2020-2021		2021-2022		2022-2023		2022-2023		
	Total Budget	Total Activity	Total Budget	Total Activity	Total Budget	YTD Activity	PJ	PROPOSED	2023-2024 2023-2024
Defined Budgets									
Department: 342 - CHARGES FOR SERVICES									
330 - Charges for Services	216,140.04	258,740.55	278,000.00	229,713.98	253,200.00	167,448.61	180,629.86	178,700.00	178,700.00
Department: 342 - CHARGES FOR SERVICES Total:	216,140.04	258,740.55	278,000.00	229,713.98	253,200.00	167,448.61	180,629.86	178,700.00	178,700.00
Department: 350 - FINES									
340 - Fines & Forfeitures	415,600.00	435,882.49	392,500.00	355,428.03	368,500.00	337,464.59	385,897.12	366,500.00	366,500.00
Department: 350 - FINES Total:	415,600.00	435,882.49	392,500.00	355,428.03	368,500.00	337,464.59	385,897.12	366,500.00	366,500.00
Department: 352 - FORFEITURES									
340 - Fines & Forfeitures	0.00	25.00	0.00	0.00	0.00	0.00	0.00	0.00	0.00
Department: 352 - FORFEITURES Total:	0.00	25.00	0.00	0.00	0.00	0.00	0.00	0.00	0.00
Department: 355 - RENTALS & LEASES									
350 - Miscellaneous Revenue	10,000.00	8,642.64	10,000.00	13,323.15	35,988.00	38,419.59	42,657.31	37,988.50	37,988.50
Department: 355 - RENTALS & LEASES Total:	10,000.00	8,642.64	10,000.00	13,323.15	35,988.00	38,419.59	42,657.31	37,988.50	37,988.50
Department: 360 - INTEREST									
350 - Miscellaneous Revenue	45,100.00	9,839.04	5,100.00	39,049.75	35,100.00	296,802.37	350,079.75	200,100.00	200,100.00
Department: 360 - INTEREST Total:	45,100.00	9,839.04	5,100.00	39,049.75	35,100.00	296,802.37	350,079.75	200,100.00	200,100.00
Department: 364 - SALES & COMPENSATED LOSSES									
350 - Miscellaneous Revenue	23,750.00	30,109.08	21,973.00	30,633.80	0.00	60,652.22	4,252.22	0.00	0.00
Department: 364 - SALES & COMPENSATED LOSSES Total:	23,750.00	30,109.08	21,973.00	30,633.80	0.00	60,652.22	4,252.22	0.00	0.00
Department: 367 - CONTRIBUTIONS & DONATIONS									
350 - Miscellaneous Revenue	38,000.00	38,000.00	50,000.00	55,537.90	41,500.00	86,568.28	59,659.51	61,000.00	61,000.00
Department: 367 - CONTRIBUTIONS & DONATIONS Total:	38,000.00	38,000.00	50,000.00	55,537.90	41,500.00	86,568.28	59,659.51	61,000.00	61,000.00
Department: 370 - MISCELLANEOUS REVENUE									
350 - Miscellaneous Revenue	93,000.00	113,427.34	106,500.00	89,282.40	74,456.84	112,673.46	123,029.01	78,400.00	78,400.00
Department: 370 - MISCELLANEOUS REVENUE Total:	93,000.00	113,427.34	106,500.00	89,282.40	74,456.84	112,673.46	123,029.01	78,400.00	78,400.00
Department: 390 - OTHER FINANCING SOURCES									
390 - Other revenue	0.00	0.00	0.00	0.00	66,978.39	66,978.39	66,978.39	0.00	0.00
Department: 390 - OTHER FINANCING SOURCES Total:	0.00	0.00	0.00	0.00	66,978.39	66,978.39	66,978.39	0.00	0.00
Department: 393 - OTHER FINANCING SOURCES									
390 - Other revenue	11,156.00	13,543.47	0.00	0.00	0.00	0.00	0.00	0.00	0.00
Department: 393 - OTHER FINANCING SOURCES Total:	11,156.00	13,543.47	0.00	0.00	0.00	0.00	0.00	0.00	0.00
Revenue Total:	11,821,794.19	12,015,542.01	12,794,400.03	12,887,506.26	14,035,266.67	14,421,342.08	14,705,904.76	16,637,634.07	16,657,083.07
Fund: 10 - GENERAL Total:	11,821,794.19	12,015,542.01	12,794,400.03	12,887,506.26	14,035,266.67	14,421,342.08	14,705,904.76	16,637,634.07	16,657,083.07
Fund: 12 - PERMANENT IMPROVEMENT									
Revenue									
Department: 360 - INTEREST									
350 - Miscellaneous Revenue	4,800.00	1,210.95	1,000.00	10,383.69	5,500.00	57,397.96	69,369.40	68,000.00	68,000.00
Department: 360 - INTEREST Total:	4,800.00	1,210.95	1,000.00	10,383.69	5,500.00	57,397.96	69,369.40	68,000.00	68,000.00

REVENUES

Budget - ADOPTED

For Fiscal: 2022-2023 Period Ending: 08/31/2023

Defined Budgets

ReportGrou...	2020-2021 Total Budget	2020-2021 Total Activity	2021-2022 Total Budget	2021-2022 Total Activity	2022-2023 Total Budget	2022-2023 YTD Activity	2022-2023 PJ	2023-2024 PROPOSED	2023-2024 2023-2024
Department: 367 - CONTRIBUTIONS & DONATIONS									
350 - Miscellaneous Revenue	0.00	0.00	0.00	50,000.00	0.00	0.00	0.00	0.00	0.00
Department: 367 - CONTRIBUTIONS & DONATIONS Total:	0.00	0.00	0.00	50,000.00	0.00	0.00	0.00	0.00	0.00
Department: 390 - OTHER FINANCING SOURCES									
390 - Other revenue	174,296.00	174,296.00	45,000.00	45,000.00	574,196.00	574,196.00	574,196.00	1,510,331.00	2,610,331.00
Department: 390 - OTHER FINANCING SOURCES Total:	174,296.00	174,296.00	45,000.00	45,000.00	574,196.00	574,196.00	574,196.00	1,510,331.00	2,610,331.00
Revenue Total:	179,096.00	175,506.95	46,000.00	105,383.69	579,696.00	631,593.96	643,565.40	1,578,331.00	2,678,331.00
Fund: 12 - PERMANENT IMPROVEMENT Total:	179,096.00	175,506.95	46,000.00	105,383.69	579,696.00	631,593.96	643,565.40	1,578,331.00	2,678,331.00
Fund: 15 - COMMISSARY TELEPHONE									
Revenue									
Department: 342 - CHARGES FOR SERVICES									
330 - Charges for Services	47,500.00	46,171.24	45,000.00	50,969.18	50,000.00	41,730.09	43,408.75	45,000.00	45,000.00
Department: 342 - CHARGES FOR SERVICES Total:	47,500.00	46,171.24	45,000.00	50,969.18	50,000.00	41,730.09	43,408.75	45,000.00	45,000.00
Revenue Total:	47,500.00	46,171.24	45,000.00	50,969.18	50,000.00	41,730.09	43,408.75	45,000.00	45,000.00
Fund: 15 - COMMISSARY TELEPHONE Total:	47,500.00	46,171.24	45,000.00	50,969.18	50,000.00	41,730.09	43,408.75	45,000.00	45,000.00
Fund: 17 - DISTRICT ATTORNEY-HOT CHK									
Revenue									
Department: 340 - CHARGES FOR SERVICES									
330 - Charges for Services	250.00	150.00	250.00	250.00	0.00	225.00	299.25	0.00	0.00
Department: 340 - CHARGES FOR SERVICES Total:	250.00	150.00	250.00	250.00	0.00	225.00	299.25	0.00	0.00
Revenue Total:	250.00	150.00	250.00	250.00	0.00	225.00	299.25	0.00	0.00
Fund: 17 - DISTRICT ATTORNEY-HOT CHK Total:	250.00	150.00	250.00	250.00	0.00	225.00	299.25	0.00	0.00
Fund: 18 - ELECTIONS ADMINISTRATION									
Revenue									
Department: 330 - FEDERAL GRANTS									
320 - Intergovernmental Revenue	0.00	0.00	0.00	184.12	0.00	53,183.04	53,183.04	0.00	0.00
Department: 330 - FEDERAL GRANTS Total:	0.00	0.00	0.00	184.12	0.00	53,183.04	53,183.04	0.00	0.00
Department: 340 - CHARGES FOR SERVICES									
330 - Charges for Services	2,400.00	1,606.90	5,156.54	4,995.18	1,000.00	5,455.57	3,470.62	1,000.00	1,000.00
Department: 340 - CHARGES FOR SERVICES Total:	2,400.00	1,606.90	5,156.54	4,995.18	1,000.00	5,455.57	3,470.62	1,000.00	1,000.00
Department: 360 - INTEREST									
350 - Miscellaneous Revenue	0.00	293.98	100.00	342.68	15.00	422.09	716.36	200.00	200.00
Department: 360 - INTEREST Total:	0.00	293.98	100.00	342.68	15.00	422.09	716.36	200.00	200.00

REVENUES

Budget - ADOPTED

For Fiscal: 2022-2023 Period Ending: 08/31/2023

ReportGrou...	Defined Budgets								
	2020-2021 Total Budget	2020-2021 Total Activity	2021-2022 Total Budget	2021-2022 Total Activity	2022-2023 Total Budget	2022-2023 YTD Activity	2022-2023 PJ	2023-2024 PROPOSED	2023-2024 2023-2024
Department: 367 - CONTRIBUTIONS & DONATIONS									
350 - Miscellaneous Revenue	10,030.01	0.00	0.00	0.00	0.00	0.00	0.00	0.00	0.00
Department: 367 - CONTRIBUTIONS & DONATIONS Total:	10,030.01	0.00	0.00	0.00	0.00	0.00	0.00	0.00	0.00
Revenue Total:	12,430.01	1,900.88	5,256.54	5,521.98	1,015.00	59,060.70	57,370.02	1,200.00	1,200.00
Fund: 18 - ELECTIONS ADMINISTRATION Total:	12,430.01	1,900.88	5,256.54	5,521.98	1,015.00	59,060.70	57,370.02	1,200.00	1,200.00
Fund: 19 - FORFEITURE-DIST ATTORNEY									
Revenue									
Department: 352 - FORFEITURES									
340 - Fines & Forfeitures	2,000.00	1,335.71	2,000.00	8,199.88	1,000.00	122,681.25	122,681.25	2,000.00	2,000.00
Department: 352 - FORFEITURES Total:	2,000.00	1,335.71	2,000.00	8,199.88	1,000.00	122,681.25	122,681.25	2,000.00	2,000.00
Department: 360 - INTEREST									
350 - Miscellaneous Revenue	1,100.00	281.29	150.00	1,769.07	1,000.00	7,502.78	8,907.00	5,000.00	5,000.00
Department: 360 - INTEREST Total:	1,100.00	281.29	150.00	1,769.07	1,000.00	7,502.78	8,907.00	5,000.00	5,000.00
Revenue Total:	3,100.00	1,617.00	2,150.00	9,968.95	2,000.00	130,184.03	131,588.25	7,000.00	7,000.00
Fund: 19 - FORFEITURE-DIST ATTORNEY Total:	3,100.00	1,617.00	2,150.00	9,968.95	2,000.00	130,184.03	131,588.25	7,000.00	7,000.00
Fund: 21 - FORFEITURE-SHERIFF									
Revenue									
Department: 352 - FORFEITURES									
340 - Fines & Forfeitures	0.00	2,246.38	0.00	0.00	0.00	53,775.76	53,775.76	0.00	0.00
Department: 352 - FORFEITURES Total:	0.00	2,246.38	0.00	0.00	0.00	53,775.76	53,775.76	0.00	0.00
Department: 360 - INTEREST									
350 - Miscellaneous Revenue	220.00	57.47	20.00	428.77	200.00	2,094.00	2,577.41	1,500.00	1,500.00
Department: 360 - INTEREST Total:	220.00	57.47	20.00	428.77	200.00	2,094.00	2,577.41	1,500.00	1,500.00
Revenue Total:	220.00	2,303.85	20.00	428.77	200.00	55,869.76	56,353.17	1,500.00	1,500.00
Fund: 21 - FORFEITURE-SHERIFF Total:	220.00	2,303.85	20.00	428.77	200.00	55,869.76	56,353.17	1,500.00	1,500.00
Fund: 23 - TECHNOLOGY FUND									
Revenue									
Department: 340 - CHARGES FOR SERVICES									
330 - Charges for Services	9,300.00	8,687.95	8,925.00	6,274.63	4,600.00	6,448.14	7,312.45	5,500.00	5,500.00
Department: 340 - CHARGES FOR SERVICES Total:	9,300.00	8,687.95	8,925.00	6,274.63	4,600.00	6,448.14	7,312.45	5,500.00	5,500.00
Revenue Total:	9,300.00	8,687.95	8,925.00	6,274.63	4,600.00	6,448.14	7,312.45	5,500.00	5,500.00
Fund: 23 - TECHNOLOGY FUND Total:	9,300.00	8,687.95	8,925.00	6,274.63	4,600.00	6,448.14	7,312.45	5,500.00	5,500.00

REVENUES

Budget - ADOPTED

For Fiscal: 2022-2023 Period Ending: 08/31/2023

ReportGrou...	2020-2021	2020-2021	2021-2022	2021-2022	2022-2023	2022-2023	Defined Budgets		
	Total Budget	Total Activity	Total Budget	Total Activity	Total Budget	YTD Activity	2022-2023 PJ	2023-2024 PROPOSED	2023-2024 2023-2024
Fund: 24 - JUV PROB DISCRETIONARY									
Revenue									
Department: 340 - CHARGES FOR SERVICES									
330 - Charges for Services	1,200.00	635.00	1,000.00	980.00	0.00	382.50	508.73	100.00	0.00
Department: 340 - CHARGES FOR SERVICES Total:	1,200.00	635.00	1,000.00	980.00	0.00	382.50	508.73	100.00	0.00
Revenue Total:	1,200.00	635.00	1,000.00	980.00	0.00	382.50	508.73	100.00	0.00
Fund: 24 - JUV PROB DISCRETIONARY Total:	1,200.00	635.00	1,000.00	980.00	0.00	382.50	508.73	100.00	0.00
Fund: 25 - JUVENILE PROBATION GRANTS									
Revenue									
Department: 333 - STATE GRANTS									
320 - Intergovernmental Revenue	204,611.99	204,611.99	270,345.91	250,081.76	5,696.70	14.21	9,311.89	0.00	0.00
Department: 333 - STATE GRANTS Total:	204,611.99	204,611.99	270,345.91	250,081.76	5,696.70	14.21	9,311.89	0.00	0.00
Department: 360 - INTEREST									
350 - Miscellaneous Revenue	100.00	33.40	25.00	28.52	0.00	359.73	417.78	200.00	200.00
Department: 360 - INTEREST Total:	100.00	33.40	25.00	28.52	0.00	359.73	417.78	200.00	200.00
Revenue Total:	204,711.99	204,645.39	270,370.91	250,110.28	5,696.70	373.94	9,729.67	200.00	200.00
Fund: 25 - JUVENILE PROBATION GRANTS Total:	204,711.99	204,645.39	270,370.91	250,110.28	5,696.70	373.94	9,729.67	200.00	200.00
Fund: 26 - LAW LIBRARY									
Revenue									
Department: 340 - CHARGES FOR SERVICES									
330 - Charges for Services	8,800.00	7,742.00	7,400.00	7,739.94	7,445.00	8,572.00	8,607.76	7,100.00	7,100.00
Department: 340 - CHARGES FOR SERVICES Total:	8,800.00	7,742.00	7,400.00	7,739.94	7,445.00	8,572.00	8,607.76	7,100.00	7,100.00
Revenue Total:	8,800.00	7,742.00	7,400.00	7,739.94	7,445.00	8,572.00	8,607.76	7,100.00	7,100.00
Fund: 26 - LAW LIBRARY Total:	8,800.00	7,742.00	7,400.00	7,739.94	7,445.00	8,572.00	8,607.76	7,100.00	7,100.00
Fund: 27 - LEOSE-LAW ENF OFFICERS ED									
Revenue									
Department: 334 - SHARED REVENUES									
320 - Intergovernmental Revenue	3,652.90	3,652.90	3,248.43	3,248.43	3,248.43	3,169.15	3,169.15	3,169.15	3,169.15
Department: 334 - SHARED REVENUES Total:	3,652.90	3,652.90	3,248.43	3,248.43	3,248.43	3,169.15	3,169.15	3,169.15	3,169.15
Revenue Total:	3,652.90	3,652.90	3,248.43	3,248.43	3,248.43	3,169.15	3,169.15	3,169.15	3,169.15
Fund: 27 - LEOSE-LAW ENF OFFICERS ED Total:	3,652.90	3,652.90	3,248.43	3,248.43	3,248.43	3,169.15	3,169.15	3,169.15	3,169.15
Fund: 28 - LIBRARY-MEMORIAL FUND									
Revenue									
Department: 360 - INTEREST									
350 - Miscellaneous Revenue	250.00	57.13	44.00	462.61	520.00	2,140.52	2,603.69	2,250.00	2,250.00
Department: 360 - INTEREST Total:	250.00	57.13	44.00	462.61	520.00	2,140.52	2,603.69	2,250.00	2,250.00

REVENUES

Budget - ADOPTED

For Fiscal: 2022-2023 Period Ending: 08/31/2023

ReportGrou...	2020-2021		2021-2022		2022-2023		2022-2023		
	Total Budget	Total Activity	Total Budget	Total Activity	Total Budget	YTD Activity	Defined Budgets		
							PJ	PROPOSED	2023-2024 2023-2024
Department: 367 - CONTRIBUTIONS & DONATIONS									
350 - Miscellaneous Revenue	5,100.00	5,970.00	6,834.91	6,672.91	5,500.00	5,675.00	6,678.90	5,250.00	5,250.00
Department: 367 - CONTRIBUTIONS & DONATIONS Total:	5,100.00	5,970.00	6,834.91	6,672.91	5,500.00	5,675.00	6,678.90	5,250.00	5,250.00
Revenue Total:	5,350.00	6,027.13	6,878.91	7,135.52	6,020.00	7,815.52	9,282.59	7,500.00	7,500.00
Fund: 28 - LIBRARY-MEMORIAL FUND Total:	5,350.00	6,027.13	6,878.91	7,135.52	6,020.00	7,815.52	9,282.59	7,500.00	7,500.00
Fund: 29 - RECORDS MGT- COUNTY CLERK									
Revenue									
Department: 340 - CHARGES FOR SERVICES									
330 - Charges for Services	64,800.00	90,373.31	80,800.00	95,404.62	81,100.00	61,614.48	67,809.88	67,000.00	67,000.00
Department: 340 - CHARGES FOR SERVICES Total:	64,800.00	90,373.31	80,800.00	95,404.62	81,100.00	61,614.48	67,809.88	67,000.00	67,000.00
Department: 360 - INTEREST									
350 - Miscellaneous Revenue	660.00	133.01	120.00	1,533.59	1,000.00	8,881.15	10,482.89	8,000.00	8,000.00
Department: 360 - INTEREST Total:	660.00	133.01	120.00	1,533.59	1,000.00	8,881.15	10,482.89	8,000.00	8,000.00
Revenue Total:	65,460.00	90,506.32	80,920.00	96,938.21	82,100.00	70,495.63	78,292.77	75,000.00	75,000.00
Fund: 29 - RECORDS MGT- COUNTY CLERK Total:	65,460.00	90,506.32	80,920.00	96,938.21	82,100.00	70,495.63	78,292.77	75,000.00	75,000.00
Fund: 30 - RECORDS MGT - COUNTY									
Revenue									
Department: 340 - CHARGES FOR SERVICES									
330 - Charges for Services	4,800.00	3,691.06	1,800.00	1,357.65	600.00	393.32	463.24	200.00	200.00
Department: 340 - CHARGES FOR SERVICES Total:	4,800.00	3,691.06	1,800.00	1,357.65	600.00	393.32	463.24	200.00	200.00
Department: 360 - INTEREST									
350 - Miscellaneous Revenue	0.00	1.90	0.00	27.87	0.00	276.46	323.92	0.00	0.00
Department: 360 - INTEREST Total:	0.00	1.90	0.00	27.87	0.00	276.46	323.92	0.00	0.00
Revenue Total:	4,800.00	3,692.96	1,800.00	1,385.52	600.00	669.78	787.16	200.00	200.00
Fund: 30 - RECORDS MGT - COUNTY Total:	4,800.00	3,692.96	1,800.00	1,385.52	600.00	669.78	787.16	200.00	200.00
Fund: 31 - RECORDS MGT - DIST CLERK									
Revenue									
Department: 340 - CHARGES FOR SERVICES									
330 - Charges for Services	6,000.00	7,489.26	6,300.00	7,217.40	5,900.00	8,604.69	8,582.46	6,900.00	6,900.00
Department: 340 - CHARGES FOR SERVICES Total:	6,000.00	7,489.26	6,300.00	7,217.40	5,900.00	8,604.69	8,582.46	6,900.00	6,900.00
Revenue Total:	6,000.00	7,489.26	6,300.00	7,217.40	5,900.00	8,604.69	8,582.46	6,900.00	6,900.00
Fund: 31 - RECORDS MGT - DIST CLERK Total:	6,000.00	7,489.26	6,300.00	7,217.40	5,900.00	8,604.69	8,582.46	6,900.00	6,900.00
Fund: 32 - SECURITY FUND									
Revenue									
Department: 340 - CHARGES FOR SERVICES									
330 - Charges for Services	13,200.00	15,147.70	13,200.00	15,205.81	13,650.00	14,857.99	16,110.28	14,430.00	14,430.00

REVENUES

Budget - ADOPTED

For Fiscal: 2022-2023 Period Ending: 08/31/2023

ReportGrou...	2020-2021		2021-2022		2022-2023		2022-2023		
	Total Budget	Total Activity	Total Budget	Total Activity	Total Budget	YTD Activity	Defined Budgets	2023-2024	2023-2024
							PJ	PROPOSED	2023-2024
Department: 340 - CHARGES FOR SERVICES Total:	13,200.00	15,147.70	13,200.00	15,205.81	13,650.00	14,857.99	16,110.28	14,430.00	14,430.00
Revenue Total:	13,200.00	15,147.70	13,200.00	15,205.81	13,650.00	14,857.99	16,110.28	14,430.00	14,430.00
Fund: 32 - SECURITY FUND Total:	13,200.00	15,147.70	13,200.00	15,205.81	13,650.00	14,857.99	16,110.28	14,430.00	14,430.00
Fund: 33 - CRTHSE SECURITY - JPS									
Revenue									
Department: 340 - CHARGES FOR SERVICES									
330 - Charges for Services	2,320.00	1,563.51	1,600.00	1,088.49	1,100.00	1,290.53	1,446.57	1,250.00	1,250.00
Department: 340 - CHARGES FOR SERVICES Total:	2,320.00	1,563.51	1,600.00	1,088.49	1,100.00	1,290.53	1,446.57	1,250.00	1,250.00
Revenue Total:	2,320.00	1,563.51	1,600.00	1,088.49	1,100.00	1,290.53	1,446.57	1,250.00	1,250.00
Fund: 33 - CRTHSE SECURITY - JPS Total:	2,320.00	1,563.51	1,600.00	1,088.49	1,100.00	1,290.53	1,446.57	1,250.00	1,250.00
Fund: 34 - CHILD ABUSE PREVENTION									
Revenue									
Department: 340 - CHARGES FOR SERVICES									
330 - Charges for Services	1,000.00	818.63	800.00	271.07	300.00	50.41	67.05	0.00	0.00
Department: 340 - CHARGES FOR SERVICES Total:	1,000.00	818.63	800.00	271.07	300.00	50.41	67.05	0.00	0.00
Department: 350 - FINES									
340 - Fines & Forfeitures	200.00	10.00	20.00	360.18	300.00	325.31	278.75	200.00	200.00
Department: 350 - FINES Total:	200.00	10.00	20.00	360.18	300.00	325.31	278.75	200.00	200.00
Revenue Total:	1,200.00	828.63	820.00	631.25	600.00	375.72	345.80	200.00	200.00
Fund: 34 - CHILD ABUSE PREVENTION Total:	1,200.00	828.63	820.00	631.25	600.00	375.72	345.80	200.00	200.00
Fund: 35 - CHILD WELFARE									
Revenue									
Department: 360 - INTEREST									
350 - Miscellaneous Revenue	36.00	8.11	3.00	60.32	50.00	274.16	340.75	150.00	150.00
Department: 360 - INTEREST Total:	36.00	8.11	3.00	60.32	50.00	274.16	340.75	150.00	150.00
Revenue Total:	36.00	8.11	3.00	60.32	50.00	274.16	340.75	150.00	150.00
Fund: 35 - CHILD WELFARE Total:	36.00	8.11	3.00	60.32	50.00	274.16	340.75	150.00	150.00
Fund: 36 - HISTORICAL COMMISSION									
Revenue									
Department: 360 - INTEREST									
350 - Miscellaneous Revenue	132.00	34.45	20.00	267.87	200.00	1,297.03	1,571.00	1,000.00	1,000.00
Department: 360 - INTEREST Total:	132.00	34.45	20.00	267.87	200.00	1,297.03	1,571.00	1,000.00	1,000.00

REVENUES

Budget - ADOPTED

For Fiscal: 2022-2023 Period Ending: 08/31/2023

ReportGrou...	2020-2021		2021-2022		2022-2023		2023-2024		
	Total Budget	Total Activity	Total Budget	Total Activity	Total Budget	YTD Activity	Defined Budgets PJ	PROPOSED	2023-2024 2023-2024
Department: 390 - OTHER FINANCING SOURCES									
390 - Other revenue	1,181.00	1,181.00	1,303.00	1,303.00	1,429.00	1,429.00	1,429.00	4,702.00	4,702.00
Department: 390 - OTHER FINANCING SOURCES Total:	1,181.00	1,181.00	1,303.00	1,303.00	1,429.00	1,429.00	1,429.00	4,702.00	4,702.00
Revenue Total:	1,313.00	1,215.45	1,323.00	1,570.87	1,629.00	2,726.03	3,000.00	5,702.00	5,702.00
Fund: 36 - HISTORICAL COMMISSION Total:	1,313.00	1,215.45	1,323.00	1,570.87	1,629.00	2,726.03	3,000.00	5,702.00	5,702.00
Fund: 37 - MEDIATION FUND									
Revenue									
Department: 342 - CHARGES FOR SERVICES									
330 - Charges for Services	0.00	1,676.00	0.00	1,000.00	0.00	0.00	0.00	0.00	0.00
Department: 342 - CHARGES FOR SERVICES Total:	0.00	1,676.00	0.00	1,000.00	0.00	0.00	0.00	0.00	0.00
Revenue Total:	0.00	1,676.00	0.00	1,000.00	0.00	0.00	0.00	0.00	0.00
Fund: 37 - MEDIATION FUND Total:	0.00	1,676.00	0.00	1,000.00	0.00	0.00	0.00	0.00	0.00
Fund: 39 - BRIDGE REPLACEMENT									
Revenue									
Department: 360 - INTEREST									
350 - Miscellaneous Revenue	530.00	225.21	180.00	2,290.05	2,000.00	13,357.27	15,634.72	13,000.00	13,000.00
Department: 360 - INTEREST Total:	530.00	225.21	180.00	2,290.05	2,000.00	13,357.27	15,634.72	13,000.00	13,000.00
Department: 390 - OTHER FINANCING SOURCES									
390 - Other revenue	50,000.00	50,000.00	50,000.00	50,000.00	50,000.00	50,000.00	50,000.00	50,000.00	50,000.00
Department: 390 - OTHER FINANCING SOURCES Total:	50,000.00	50,000.00	50,000.00	50,000.00	50,000.00	50,000.00	50,000.00	50,000.00	50,000.00
Revenue Total:	50,530.00	50,225.21	50,180.00	52,290.05	52,000.00	63,357.27	65,634.72	63,000.00	63,000.00
Fund: 39 - BRIDGE REPLACEMENT Total:	50,530.00	50,225.21	50,180.00	52,290.05	52,000.00	63,357.27	65,634.72	63,000.00	63,000.00
Fund: 40 - HIGHWAY									
Revenue									
Department: 333 - STATE GRANTS									
320 - Intergovernmental Revenue	371,765.63	371,765.65	444,030.58	377,274.63	212,211.62	0.00	187,823.36	101,973.00	116,406.00
Department: 333 - STATE GRANTS Total:	371,765.63	371,765.65	444,030.58	377,274.63	212,211.62	0.00	187,823.36	101,973.00	116,406.00
Department: 334 - SHARED REVENUES									
320 - Intergovernmental Revenue	576,860.00	568,391.40	572,450.00	566,619.77	567,450.00	555,634.28	569,325.84	568,450.00	568,450.00
Department: 334 - SHARED REVENUES Total:	576,860.00	568,391.40	572,450.00	566,619.77	567,450.00	555,634.28	569,325.84	568,450.00	568,450.00
Department: 370 - MISCELLANEOUS REVENUE									
350 - Miscellaneous Revenue	16,497.04	16,497.04	12,134.34	12,134.34	447.36	0.00	0.00	0.00	0.00
Department: 370 - MISCELLANEOUS REVENUE Total:	16,497.04	16,497.04	12,134.34	12,134.34	447.36	0.00	0.00	0.00	0.00

REVENUES

Budget - ADOPTED

For Fiscal: 2022-2023 Period Ending: 08/31/2023

ReportGrou...	2020-2021		2021-2022		2022-2023		2023-2024		
	Total Budget	Total Activity	Total Budget	Total Activity	Total Budget	YTD Activity	Defined Budgets PJ	PROPOSED	2023-2024 2023-2024
Department: 390 - OTHER FINANCING SOURCES									
390 - Other revenue	10,180.31	619,722.00	0.00	0.00	0.00	0.00	0.00	0.00	0.00
Department: 390 - OTHER FINANCING SOURCES Total:	10,180.31	619,722.00	0.00	0.00	0.00	0.00	0.00	0.00	0.00
Revenue Total:	975,302.98	1,576,376.09	1,028,614.92	956,028.74	780,108.98	555,634.28	757,149.20	670,423.00	684,856.00
Fund: 40 - HIGHWAY Total:	975,302.98	1,576,376.09	1,028,614.92	956,028.74	780,108.98	555,634.28	757,149.20	670,423.00	684,856.00
Fund: 41 - ROAD & BRIDGE GEN NO. 1									
Revenue									
Department: 360 - INTEREST									
350 - Miscellaneous Revenue	600.00	271.95	200.00	1,182.28	500.00	13,222.25	14,747.00	10,000.00	10,000.00
Department: 360 - INTEREST Total:	600.00	271.95	200.00	1,182.28	500.00	13,222.25	14,747.00	10,000.00	10,000.00
Department: 364 - SALES & COMPENSATED LOSSES									
350 - Miscellaneous Revenue	0.00	1,130.00	0.00	0.00	0.00	(12.50)	0.00	0.00	0.00
Department: 364 - SALES & COMPENSATED LOSSES Total:	0.00	1,130.00	0.00	0.00	0.00	(12.50)	0.00	0.00	0.00
Department: 370 - MISCELLANEOUS REVENUE									
350 - Miscellaneous Revenue	100.00	3,756.55	100.00	1,220.30	100.00	754.62	754.62	0.00	0.00
Department: 370 - MISCELLANEOUS REVENUE Total:	100.00	3,756.55	100.00	1,220.30	100.00	754.62	754.62	0.00	0.00
Department: 390 - OTHER FINANCING SOURCES									
390 - Other revenue	546,061.00	550,176.75	560,253.00	560,253.00	568,250.00	568,250.00	568,250.00	581,638.00	581,638.00
Department: 390 - OTHER FINANCING SOURCES Total:	546,061.00	550,176.75	560,253.00	560,253.00	568,250.00	568,250.00	568,250.00	581,638.00	581,638.00
Revenue Total:	546,761.00	555,335.25	560,553.00	562,655.58	568,850.00	582,214.37	583,751.62	591,638.00	591,638.00
Fund: 41 - ROAD & BRIDGE GEN NO. 1 Total:	546,761.00	555,335.25	560,553.00	562,655.58	568,850.00	582,214.37	583,751.62	591,638.00	591,638.00
Fund: 42 - ROAD & BRIDGE GEN NO. 2									
Revenue									
Department: 360 - INTEREST									
350 - Miscellaneous Revenue	700.00	340.54	200.00	1,705.37	1,200.00	16,439.88	18,563.73	14,500.00	14,500.00
Department: 360 - INTEREST Total:	700.00	340.54	200.00	1,705.37	1,200.00	16,439.88	18,563.73	14,500.00	14,500.00
Department: 364 - SALES & COMPENSATED LOSSES									
350 - Miscellaneous Revenue	0.00	0.00	0.00	0.00	0.00	(9.38)	0.00	0.00	0.00
Department: 364 - SALES & COMPENSATED LOSSES Total:	0.00	0.00	0.00	0.00	0.00	(9.38)	0.00	0.00	0.00
Department: 370 - MISCELLANEOUS REVENUE									
350 - Miscellaneous Revenue	100.00	361.68	100.00	2,202.40	100.00	1,487.79	1,487.79	0.00	0.00
Department: 370 - MISCELLANEOUS REVENUE Total:	100.00	361.68	100.00	2,202.40	100.00	1,487.79	1,487.79	0.00	0.00
Department: 390 - OTHER FINANCING SOURCES									
390 - Other revenue	583,730.00	583,730.00	589,698.00	589,698.00	588,090.00	588,090.00	588,090.00	604,246.00	604,246.00
Department: 390 - OTHER FINANCING SOURCES Total:	583,730.00	583,730.00	589,698.00	589,698.00	588,090.00	588,090.00	588,090.00	604,246.00	604,246.00
Revenue Total:	584,530.00	584,432.22	589,998.00	593,605.77	589,390.00	606,008.29	608,141.52	618,746.00	618,746.00
Fund: 42 - ROAD & BRIDGE GEN NO. 2 Total:	584,530.00	584,432.22	589,998.00	593,605.77	589,390.00	606,008.29	608,141.52	618,746.00	618,746.00

REVENUES

Budget - ADOPTED

For Fiscal: 2022-2023 Period Ending: 08/31/2023

ReportGrou...	2020-2021		2021-2022		2022-2023		2022-2023		
	Total Budget	Total Activity	Total Budget	Total Activity	Total Budget	YTD Activity	Defined Budgets	2023-2024	2023-2024
							PJ	PROPOSED	2023-2024
Fund: 43 - ROAD & BRIDGE GEN NO. 3									
Revenue									
Department: 360 - INTEREST									
350 - Miscellaneous Revenue	600.00	228.05	120.00	1,878.40	600.00	17,760.28	20,541.00	10,000.00	10,000.00
Department: 360 - INTEREST Total:	600.00	228.05	120.00	1,878.40	600.00	17,760.28	20,541.00	10,000.00	10,000.00
Department: 364 - SALES & COMPENSATED LOSSES									
350 - Miscellaneous Revenue	0.00	8,945.03	0.00	0.00	0.00	(3.12)	0.00	0.00	0.00
Department: 364 - SALES & COMPENSATED LOSSES Total:	0.00	8,945.03	0.00	0.00	0.00	(3.12)	0.00	0.00	0.00
Department: 370 - MISCELLANEOUS REVENUE									
350 - Miscellaneous Revenue	100.00	11,976.38	100.00	446.80	100.00	500.00	500.00	0.00	0.00
Department: 370 - MISCELLANEOUS REVENUE Total:	100.00	11,976.38	100.00	446.80	100.00	500.00	500.00	0.00	0.00
Department: 390 - OTHER FINANCING SOURCES									
390 - Other revenue	452,278.00	452,278.00	466,662.00	466,662.00	469,074.00	469,074.00	469,074.00	479,175.00	479,175.00
Department: 390 - OTHER FINANCING SOURCES Total:	452,278.00	452,278.00	466,662.00	466,662.00	469,074.00	469,074.00	469,074.00	479,175.00	479,175.00
Revenue Total:	452,978.00	473,427.46	466,882.00	468,987.20	469,774.00	487,331.16	490,115.00	489,175.00	489,175.00
Fund: 43 - ROAD & BRIDGE GEN NO. 3 Total:	452,978.00	473,427.46	466,882.00	468,987.20	469,774.00	487,331.16	490,115.00	489,175.00	489,175.00
Fund: 44 - ROAD & BRIDGE GEN NO. 4									
Revenue									
Department: 360 - INTEREST									
350 - Miscellaneous Revenue	800.00	493.88	250.00	3,990.03	1,500.00	30,852.82	36,204.00	20,000.00	20,000.00
Department: 360 - INTEREST Total:	800.00	493.88	250.00	3,990.03	1,500.00	30,852.82	36,204.00	20,000.00	20,000.00
Department: 370 - MISCELLANEOUS REVENUE									
350 - Miscellaneous Revenue	100.00	10,274.82	100.00	17,021.00	100.00	938.13	938.13	0.00	0.00
Department: 370 - MISCELLANEOUS REVENUE Total:	100.00	10,274.82	100.00	17,021.00	100.00	938.13	938.13	0.00	0.00
Department: 390 - OTHER FINANCING SOURCES									
390 - Other revenue	745,408.00	745,408.00	759,073.00	759,073.00	771,240.00	771,240.00	771,240.00	783,336.00	783,336.00
Department: 390 - OTHER FINANCING SOURCES Total:	745,408.00	745,408.00	759,073.00	759,073.00	771,240.00	771,240.00	771,240.00	783,336.00	783,336.00
Revenue Total:	746,308.00	756,176.70	759,423.00	780,084.03	772,840.00	803,030.95	808,382.13	803,336.00	803,336.00
Fund: 44 - ROAD & BRIDGE GEN NO. 4 Total:	746,308.00	756,176.70	759,423.00	780,084.03	772,840.00	803,030.95	808,382.13	803,336.00	803,336.00
Fund: 45 - ROAD & BRIDGE LATERAL RD									
Revenue									
Department: 334 - SHARED REVENUES									
320 - Intergovernmental Revenue	20,832.89	20,832.89	20,823.36	20,823.36	20,757.53	20,757.53	20,757.53	20,757.52	20,757.52
Department: 334 - SHARED REVENUES Total:	20,832.89	20,832.89	20,823.36	20,823.36	20,757.53	20,757.53	20,757.53	20,757.52	20,757.52
Revenue Total:	20,832.89	20,832.89	20,823.36	20,823.36	20,757.53	20,757.53	20,757.53	20,757.52	20,757.52
Fund: 45 - ROAD & BRIDGE LATERAL RD Total:	20,832.89	20,832.89	20,823.36	20,823.36	20,757.53	20,757.53	20,757.53	20,757.52	20,757.52

REVENUES

Budget - ADOPTED

For Fiscal: 2022-2023 Period Ending: 08/31/2023

ReportGrou...	2020-2021		2021-2022		2022-2023		2023-2024		
	Total Budget	Total Activity	Total Budget	Total Activity	Total Budget	YTD Activity	Defined Budgets PJ	PROPOSED	2023-2024 2023-2024
Fund: 50 - PCT#1 EQUIPMENT REPLACMNT									
Revenue									
Department: 360 - INTEREST									
350 - Miscellaneous Revenue	50.00	27.54	0.00	411.43	237.00	837.16	841.86	500.00	500.00
Department: 360 - INTEREST Total:	50.00	27.54	0.00	411.43	237.00	837.16	841.86	500.00	500.00
Department: 364 - SALES & COMPENSATED LOSSES									
350 - Miscellaneous Revenue	0.00	307.27	0.00	0.00	0.00	0.00	0.00	0.00	0.00
Department: 364 - SALES & COMPENSATED LOSSES Total:	0.00	307.27	0.00	0.00	0.00	0.00	0.00	0.00	0.00
Department: 390 - OTHER FINANCING SOURCES									
390 - Other revenue	20,000.00	20,000.00	20,000.00	20,000.00	21,704.00	21,704.00	21,704.00	20,000.00	20,000.00
Department: 390 - OTHER FINANCING SOURCES Total:	20,000.00	20,000.00	20,000.00	20,000.00	21,704.00	21,704.00	21,704.00	20,000.00	20,000.00
Revenue Total:	20,050.00	20,334.81	20,000.00	20,411.43	21,941.00	22,541.16	22,545.86	20,500.00	20,500.00
Fund: 50 - PCT#1 EQUIPMENT REPLACMNT Total:	20,050.00	20,334.81	20,000.00	20,411.43	21,941.00	22,541.16	22,545.86	20,500.00	20,500.00
Fund: 51 - PCT#2 EQUIPMENT REPLACMNT									
Revenue									
Department: 360 - INTEREST									
350 - Miscellaneous Revenue	40.00	42.61	0.00	1,275.74	700.00	6,320.94	7,620.00	4,100.00	4,100.00
Department: 360 - INTEREST Total:	40.00	42.61	0.00	1,275.74	700.00	6,320.94	7,620.00	4,100.00	4,100.00
Department: 364 - SALES & COMPENSATED LOSSES									
350 - Miscellaneous Revenue	0.00	6,370.70	0.00	0.00	0.00	0.00	0.00	0.00	0.00
Department: 364 - SALES & COMPENSATED LOSSES Total:	0.00	6,370.70	0.00	0.00	0.00	0.00	0.00	0.00	0.00
Department: 390 - OTHER FINANCING SOURCES									
390 - Other revenue	70,000.00	170,000.00	20,000.00	20,000.00	20,000.00	20,000.00	20,000.00	20,000.00	20,000.00
Department: 390 - OTHER FINANCING SOURCES Total:	70,000.00	170,000.00	20,000.00	20,000.00	20,000.00	20,000.00	20,000.00	20,000.00	20,000.00
Revenue Total:	70,040.00	176,413.31	20,000.00	21,275.74	20,700.00	26,320.94	27,620.00	24,100.00	24,100.00
Fund: 51 - PCT#2 EQUIPMENT REPLACMNT Total:	70,040.00	176,413.31	20,000.00	21,275.74	20,700.00	26,320.94	27,620.00	24,100.00	24,100.00
Fund: 52 - PCT#3 EQUIPMENT REPLACMNT									
Revenue									
Department: 360 - INTEREST									
350 - Miscellaneous Revenue	25.00	15.68	0.00	191.92	200.00	1,753.74	2,179.74	1,600.00	1,600.00
Department: 360 - INTEREST Total:	25.00	15.68	0.00	191.92	200.00	1,753.74	2,179.74	1,600.00	1,600.00
Department: 364 - SALES & COMPENSATED LOSSES									
350 - Miscellaneous Revenue	0.00	3,930.15	0.00	0.00	0.00	0.00	0.00	0.00	0.00
Department: 364 - SALES & COMPENSATED LOSSES Total:	0.00	3,930.15	0.00	0.00	0.00	0.00	0.00	0.00	0.00

REVENUES

Budget - ADOPTED

For Fiscal: 2022-2023 Period Ending: 08/31/2023

ReportGrou...	2020-2021		2021-2022		2022-2023		2022-2023		
	Total Budget	Total Activity	Total Budget	Total Activity	Total Budget	YTD Activity	PJ	PROPOSED	2023-2024 2023-2024
Department: 390 - OTHER FINANCING SOURCES									
390 - Other revenue	20,000.00	20,000.00	20,000.00	20,000.00	20,000.00	20,000.00	20,000.00	20,000.00	20,000.00
Department: 390 - OTHER FINANCING SOURCES Total:	20,000.00	20,000.00	20,000.00	20,000.00	20,000.00	20,000.00	20,000.00	20,000.00	20,000.00
Revenue Total:	20,025.00	23,945.83	20,000.00	20,191.92	20,200.00	21,753.74	22,179.74	21,600.00	21,600.00
Fund: 52 - PCT#3 EQUIPMENT REPLACMNT Total:	20,025.00	23,945.83	20,000.00	20,191.92	20,200.00	21,753.74	22,179.74	21,600.00	21,600.00
Fund: 53 - PCT#4 EQUIPMENT REPLACMNT									
Revenue									
Department: 360 - INTEREST									
350 - Miscellaneous Revenue	225.00	119.18	60.00	968.92	700.00	4,563.90	5,617.64	3,446.00	3,446.00
Department: 360 - INTEREST Total:	225.00	119.18	60.00	968.92	700.00	4,563.90	5,617.64	3,446.00	3,446.00
Department: 364 - SALES & COMPENSATED LOSSES									
350 - Miscellaneous Revenue	0.00	43,321.66	0.00	0.00	0.00	0.00	0.00	0.00	0.00
Department: 364 - SALES & COMPENSATED LOSSES Total:	0.00	43,321.66	0.00	0.00	0.00	0.00	0.00	0.00	0.00
Department: 390 - OTHER FINANCING SOURCES									
390 - Other revenue	20,000.00	20,000.00	20,000.00	20,000.00	20,000.00	20,000.00	20,000.00	20,000.00	20,000.00
Department: 390 - OTHER FINANCING SOURCES Total:	20,000.00	20,000.00	20,000.00	20,000.00	20,000.00	20,000.00	20,000.00	20,000.00	20,000.00
Revenue Total:	20,225.00	63,440.84	20,060.00	20,968.92	20,700.00	24,563.90	25,617.64	23,446.00	23,446.00
Fund: 53 - PCT#4 EQUIPMENT REPLACMNT Total:	20,225.00	63,440.84	20,060.00	20,968.92	20,700.00	24,563.90	25,617.64	23,446.00	23,446.00
Fund: 55 - CONSTRUCTION GRANTS									
Revenue									
Department: 330 - FEDERAL GRANTS									
320 - Intergovernmental Revenue	43,914.36	43,914.36	742,770.61	773,765.12	26,667.65	17,500.00	2,042.65	0.00	0.00
Department: 330 - FEDERAL GRANTS Total:	43,914.36	43,914.36	742,770.61	773,765.12	26,667.65	17,500.00	2,042.65	0.00	0.00
Department: 339 - SHARED REVENUES, LOCAL									
320 - Intergovernmental Revenue	182.70	182.70	0.00	0.00	0.00	0.00	0.00	0.00	0.00
Department: 339 - SHARED REVENUES, LOCAL Total:	182.70	182.70	0.00	0.00	0.00	0.00	0.00	0.00	0.00
Department: 360 - INTEREST									
350 - Miscellaneous Revenue	0.00	(1.88)	0.00	0.00	0.00	0.00	0.00	0.00	0.00
Department: 360 - INTEREST Total:	0.00	(1.88)	0.00	0.00	0.00	0.00	0.00	0.00	0.00
Department: 390 - OTHER FINANCING SOURCES									
390 - Other revenue	0.00	0.00	0.00	0.00	0.00	270.99	270.99	0.00	0.00
Department: 390 - OTHER FINANCING SOURCES Total:	0.00	0.00	0.00	0.00	0.00	270.99	270.99	0.00	0.00
Revenue Total:	44,097.06	44,095.18	742,770.61	773,765.12	26,667.65	17,770.99	2,313.64	0.00	0.00
Fund: 55 - CONSTRUCTION GRANTS Total:	44,097.06	44,095.18	742,770.61	773,765.12	26,667.65	17,770.99	2,313.64	0.00	0.00

REVENUES

Budget - ADOPTED

For Fiscal: 2022-2023 Period Ending: 08/31/2023

ReportGrou...							Defined Budgets			
	2020-2021 Total Budget	2020-2021 Total Activity	2021-2022 Total Budget	2021-2022 Total Activity	2022-2023 Total Budget	2022-2023 YTD Activity	2022-2023 PJ	2023-2024 PROPOSED	2023-2024 2023-2024	
Fund: 57 - ABANDONED MOTOR VEHICLE										
Revenue										
Department: 342 - CHARGES FOR SERVICES										
330 - Charges for Services	1,000.00	500.00	500.00	8,924.00	500.00	9,281.25	9,281.25	500.00	500.00	
Department: 342 - CHARGES FOR SERVICES Total:	1,000.00	500.00	500.00	8,924.00	500.00	9,281.25	9,281.25	500.00	500.00	
Department: 360 - INTEREST										
350 - Miscellaneous Revenue	0.00	0.00	0.00	0.00	0.00	0.00	0.00	0.00	0.00	
Department: 360 - INTEREST Total:	0.00	0.00	0.00	0.00	0.00	0.00	0.00	0.00	0.00	
Department: 370 - MISCELLANEOUS REVENUE										
350 - Miscellaneous Revenue	14,020.00	14,785.00	5,000.00	5,590.00	5,450.00	12,768.60	12,568.60	5,000.00	5,000.00	
Department: 370 - MISCELLANEOUS REVENUE Total:	14,020.00	14,785.00	5,000.00	5,590.00	5,450.00	12,768.60	12,568.60	5,000.00	5,000.00	
Revenue Total:	15,020.00	15,285.00	5,500.00	14,514.00	5,950.00	22,049.85	21,849.85	5,500.00	5,500.00	
Fund: 57 - ABANDONED MOTOR VEHICLE Total:	15,020.00	15,285.00	5,500.00	14,514.00	5,950.00	22,049.85	21,849.85	5,500.00	5,500.00	
Fund: 65 - TRUANCY PREV & DIVERSION										
Revenue										
Department: 340 - CHARGES FOR SERVICES										
330 - Charges for Services	4,700.00	6,422.89	6,200.00	4,479.05	5,000.00	5,289.04	5,881.82	5,500.00	5,500.00	
Department: 340 - CHARGES FOR SERVICES Total:	4,700.00	6,422.89	6,200.00	4,479.05	5,000.00	5,289.04	5,881.82	5,500.00	5,500.00	
Revenue Total:	4,700.00	6,422.89	6,200.00	4,479.05	5,000.00	5,289.04	5,881.82	5,500.00	5,500.00	
Fund: 65 - TRUANCY PREV & DIVERSION Total:	4,700.00	6,422.89	6,200.00	4,479.05	5,000.00	5,289.04	5,881.82	5,500.00	5,500.00	
Fund: 66 - CO SPECIALTY COURT										
Revenue										
Department: 340 - CHARGES FOR SERVICES										
330 - Charges for Services	750.00	3,511.20	2,800.00	3,433.64	3,200.00	3,311.08	3,589.20	3,200.00	3,200.00	
Department: 340 - CHARGES FOR SERVICES Total:	750.00	3,511.20	2,800.00	3,433.64	3,200.00	3,311.08	3,589.20	3,200.00	3,200.00	
Revenue Total:	750.00	3,511.20	2,800.00	3,433.64	3,200.00	3,311.08	3,589.20	3,200.00	3,200.00	
Fund: 66 - CO SPECIALTY COURT Total:	750.00	3,511.20	2,800.00	3,433.64	3,200.00	3,311.08	3,589.20	3,200.00	3,200.00	
Fund: 70 - AMERICAN RESCUE PLAN (ARP)										
Revenue										
Department: 330 - FEDERAL GRANTS										
320 - Intergovernmental Revenue	0.00	1,433,478.50	0.00	95.20	1,500,000.00	467,620.59	467,620.59	2,399,241.21	2,399,241.21	
Department: 330 - FEDERAL GRANTS Total:	0.00	1,433,478.50	0.00	95.20	1,500,000.00	467,620.59	467,620.59	2,399,241.21	2,399,241.21	
Department: 360 - INTEREST										
350 - Miscellaneous Revenue	0.00	1,190.34	700.00	18,535.50	10,000.00	110,099.24	135,303.00	75,000.00	75,000.00	
Department: 360 - INTEREST Total:	0.00	1,190.34	700.00	18,535.50	10,000.00	110,099.24	135,303.00	75,000.00	75,000.00	
Revenue Total:	0.00	1,434,668.84	700.00	18,630.70	1,510,000.00	577,719.83	602,923.59	2,474,241.21	2,474,241.21	
Fund: 70 - AMERICAN RESCUE PLAN (ARP) Total:	0.00	1,434,668.84	700.00	18,630.70	1,510,000.00	577,719.83	602,923.59	2,474,241.21	2,474,241.21	

REVENUES

Budget - ADOPTED

For Fiscal: 2022-2023 Period Ending: 08/31/2023

ReportGrou...	2020-2021		2021-2022		2022-2023		2023-2024		
	Total Budget	Total Activity	Total Budget	Total Activity	Total Budget	YTD Activity	Defined Budgets PJ	PROPOSED	2023-2024 2023-2024
Fund: 71 - FED & STATE RELIEF									
Revenue									
Department: 330 - FEDERAL GRANTS									
320 - Intergovernmental Revenue	508,335.10	604,384.00	0.00	24,275.52	0.00	12,425.65	12,425.65	0.00	0.00
Department: 330 - FEDERAL GRANTS Total:	508,335.10	604,384.00	0.00	24,275.52	0.00	12,425.65	12,425.65	0.00	0.00
Department: 360 - INTEREST									
350 - Miscellaneous Revenue	0.00	84.06	20.00	571.90	150.00	1,674.91	1,690.91	40.00	40.00
Department: 360 - INTEREST Total:	0.00	84.06	20.00	571.90	150.00	1,674.91	1,690.91	40.00	40.00
Department: 370 - MISCELLANEOUS REVENUE									
350 - Miscellaneous Revenue	0.00	0.00	0.00	0.00	93,132.09	93,132.35	93,132.35	0.00	0.00
Department: 370 - MISCELLANEOUS REVENUE Total:	0.00	0.00	0.00	0.00	93,132.09	93,132.35	93,132.35	0.00	0.00
Revenue Total:	508,335.10	604,468.06	20.00	24,847.42	93,282.09	107,232.91	107,248.91	40.00	40.00
Fund: 71 - FED & STATE RELIEF Total:	508,335.10	604,468.06	20.00	24,847.42	93,282.09	107,232.91	107,248.91	40.00	40.00
Fund: 72 - COASTAL PROTECTION									
Revenue									
Department: 330 - FEDERAL GRANTS									
320 - Intergovernmental Revenue	0.00	0.00	0.00	9,034.15	0.00	(0.19)	0.00	0.00	0.00
Department: 330 - FEDERAL GRANTS Total:	0.00	0.00	0.00	9,034.15	0.00	(0.19)	0.00	0.00	0.00
Department: 331 - INTERGOVERNMENTAL REV.									
320 - Intergovernmental Revenue	500,000.00	351,200.36	300,000.00	357,860.31	300,000.00	496,896.35	496,896.35	400,000.00	400,000.00
Department: 331 - INTERGOVERNMENTAL REV. Total:	500,000.00	351,200.36	300,000.00	357,860.31	300,000.00	496,896.35	496,896.35	400,000.00	400,000.00
Department: 360 - INTEREST									
350 - Miscellaneous Revenue	2,300.00	1,380.49	700.00	13,169.06	5,000.00	40,636.96	50,636.96	40,000.00	40,000.00
Department: 360 - INTEREST Total:	2,300.00	1,380.49	700.00	13,169.06	5,000.00	40,636.96	50,636.96	40,000.00	40,000.00
Revenue Total:	502,300.00	352,580.85	300,700.00	380,063.52	305,000.00	537,533.12	547,533.31	440,000.00	440,000.00
Fund: 72 - COASTAL PROTECTION Total:	502,300.00	352,580.85	300,700.00	380,063.52	305,000.00	537,533.12	547,533.31	440,000.00	440,000.00
Fund: 80 - AIRPORT									
Revenue									
Department: 330 - FEDERAL GRANTS									
320 - Intergovernmental Revenue	0.00	0.00	0.00	0.00	54,456.74	(1,618.00)	45,052.36	5,000.00	5,000.00
Department: 330 - FEDERAL GRANTS Total:	0.00	0.00	0.00	0.00	54,456.74	(1,618.00)	45,052.36	5,000.00	5,000.00
Department: 334 - SHARED REVENUES									
320 - Intergovernmental Revenue	5,000.00	0.00	0.00	1,617.83	5,000.00	1,617.76	1,617.76	0.00	0.00
Department: 334 - SHARED REVENUES Total:	5,000.00	0.00	0.00	1,617.83	5,000.00	1,617.76	1,617.76	0.00	0.00
Department: 355 - RENTALS & LEASES									
350 - Miscellaneous Revenue	5,768.00	5,768.44	5,768.00	5,765.82	5,765.00	5,765.00	5,765.00	5,765.00	5,765.00
Department: 355 - RENTALS & LEASES Total:	5,768.00	5,768.44	5,768.00	5,765.82	5,765.00	5,765.00	5,765.00	5,765.00	5,765.00

REVENUES

Budget - ADOPTED

For Fiscal: 2022-2023 Period Ending: 08/31/2023

Defined Budgets

ReportGrou...	2020-2021 Total Budget	2020-2021 Total Activity	2021-2022 Total Budget	2021-2022 Total Activity	2022-2023 Total Budget	2022-2023 YTD Activity	2022-2023 PJ	2023-2024 PROPOSED	2023-2024 2023-2024
Department: 360 - INTEREST									
350 - Miscellaneous Revenue	275.00	134.12	66.00	1,143.78	400.00	5,436.31	6,636.28	2,500.00	2,500.00
Department: 360 - INTEREST Total:	275.00	134.12	66.00	1,143.78	400.00	5,436.31	6,636.28	2,500.00	2,500.00
Department: 370 - MISCELLANEOUS REVENUE									
350 - Miscellaneous Revenue	0.00	400.00	0.00	0.00	0.00	0.00	0.00	0.00	0.00
Department: 370 - MISCELLANEOUS REVENUE Total:	0.00	400.00	0.00	0.00	0.00	0.00	0.00	0.00	0.00
Department: 390 - OTHER FINANCING SOURCES									
390 - Other revenue	0.00	0.00	0.00	0.00	0.00	0.00	0.00	44,000.00	44,000.00
Department: 390 - OTHER FINANCING SOURCES Total:	0.00	0.00	0.00	0.00	0.00	0.00	0.00	44,000.00	44,000.00
Revenue Total:	11,043.00	6,302.56	5,834.00	8,527.43	65,621.74	11,201.07	59,071.40	57,265.00	57,265.00
Fund: 80 - AIRPORT Total:	11,043.00	6,302.56	5,834.00	8,527.43	65,621.74	11,201.07	59,071.40	57,265.00	57,265.00
Fund: 81 - JAIL COMMISSARY									
Revenue									
Department: 342 - CHARGES FOR SERVICES									
330 - Charges for Services	9,000.00	17,926.49	11,000.00	17,653.18	12,000.00	11,358.34	12,558.00	12,000.00	12,000.00
Department: 342 - CHARGES FOR SERVICES Total:	9,000.00	17,926.49	11,000.00	17,653.18	12,000.00	11,358.34	12,558.00	12,000.00	12,000.00
Department: 360 - INTEREST									
350 - Miscellaneous Revenue	10.00	32.92	10.00	72.51	100.00	(379.97)	565.00	300.00	300.00
Department: 360 - INTEREST Total:	10.00	32.92	10.00	72.51	100.00	(379.97)	565.00	300.00	300.00
Revenue Total:	9,010.00	17,959.41	11,010.00	17,725.69	12,100.00	10,978.37	13,123.00	12,300.00	12,300.00
Fund: 81 - JAIL COMMISSARY Total:	9,010.00	17,959.41	11,010.00	17,725.69	12,100.00	10,978.37	13,123.00	12,300.00	12,300.00
Fund: 92 - FLOOD CONTROL - JC DRAIN									
Revenue									
Department: 310 - PROPERTY TAXES									
300 - Taxes	1,307,414.00	1,301,079.62	1,314,114.00	1,314,090.21	1,341,570.00	1,347,164.74	1,355,647.04	1,774,860.00	1,715,719.00
Department: 310 - PROPERTY TAXES Total:	1,307,414.00	1,301,079.62	1,314,114.00	1,314,090.21	1,341,570.00	1,347,164.74	1,355,647.04	1,774,860.00	1,715,719.00
Revenue Total:	1,307,414.00	1,301,079.62	1,314,114.00	1,314,090.21	1,341,570.00	1,347,164.74	1,355,647.04	1,774,860.00	1,715,719.00
Fund: 92 - FLOOD CONTROL - JC DRAIN Total:	1,307,414.00	1,301,079.62	1,314,114.00	1,314,090.21	1,341,570.00	1,347,164.74	1,355,647.04	1,774,860.00	1,715,719.00
Report Total:	18,301,986.12	20,684,024.46	19,243,048.71	19,538,015.02	21,506,469.79	21,319,825.99	21,937,082.46	26,517,693.95	27,592,334.95

REVENUES

Budget - ADOPTED

For Fiscal: 2022-2023 Period Ending: 08/31/2023

Fund Summary

Fund	2020-2021		2021-2022		2022-2023		Defined Budgets		2023-2024	2023-2024
	Total Budget	Total Activity	Total Budget	Total Activity	Total Budget	YTD Activity	PJ	PROPOSED	2023-2024	
10 - GENERAL	11,821,794.19	12,015,542.01	12,794,400.03	12,887,506.26	14,035,266.67	14,421,342.08	14,705,904.76	16,637,634.07	16,657,083.07	
12 - PERMANENT IMPROVEMENT	179,096.00	175,506.95	46,000.00	105,383.69	579,696.00	631,593.96	643,565.40	1,578,331.00	2,678,331.00	
15 - COMMISSARY TELEPHONE	47,500.00	46,171.24	45,000.00	50,969.18	50,000.00	41,730.09	43,408.75	45,000.00	45,000.00	
17 - DISTRICT ATTORNEY-HOT CHK	250.00	150.00	250.00	250.00	0.00	225.00	299.25	0.00	0.00	
18 - ELECTIONS ADMINISTRATION	12,430.01	1,900.88	5,256.54	5,521.98	1,015.00	59,060.70	57,370.02	1,200.00	1,200.00	
19 - FORFEITURE-DIST ATTORNEY	3,100.00	1,617.00	2,150.00	9,968.95	2,000.00	130,184.03	131,588.25	7,000.00	7,000.00	
21 - FORFEITURE-SHERIFF	220.00	2,303.85	20.00	428.77	200.00	55,869.76	56,353.17	1,500.00	1,500.00	
23 - TECHNOLOGY FUND	9,300.00	8,687.95	8,925.00	6,274.63	4,600.00	6,448.14	7,312.45	5,500.00	5,500.00	
24 - JUV PROB DISCRETIONARY	1,200.00	635.00	1,000.00	980.00	0.00	382.50	508.73	100.00	0.00	
25 - JUVENILE PROBATION GRANTS	204,711.99	204,645.39	270,370.91	250,110.28	5,696.70	373.94	9,729.67	200.00	200.00	
26 - LAW LIBRARY	8,800.00	7,742.00	7,400.00	7,739.94	7,445.00	8,572.00	8,607.76	7,100.00	7,100.00	
27 - LEOSE-LAW ENF OFFICERS ED	3,652.90	3,652.90	3,248.43	3,248.43	3,248.43	3,169.15	3,169.15	3,169.15	3,169.15	
28 - LIBRARY-MEMORIAL FUND	5,350.00	6,027.13	6,878.91	7,135.52	6,020.00	7,815.52	9,282.59	7,500.00	7,500.00	
29 - RECORDS MGT- COUNTY CLERK	65,460.00	90,506.32	80,920.00	96,938.21	82,100.00	70,495.63	78,292.77	75,000.00	75,000.00	
30 - RECORDS MGT - COUNTY	4,800.00	3,692.96	1,800.00	1,385.52	600.00	669.78	787.16	200.00	200.00	
31 - RECORDS MGT - DIST CLERK	6,000.00	7,489.26	6,300.00	7,217.40	5,900.00	8,604.69	8,582.46	6,900.00	6,900.00	
32 - SECURITY FUND	13,200.00	15,147.70	13,200.00	15,205.81	13,650.00	14,857.99	16,110.28	14,430.00	14,430.00	
33 - CRTHSE SECURITY - JPS	2,320.00	1,563.51	1,600.00	1,088.49	1,100.00	1,290.53	1,446.57	1,250.00	1,250.00	
34 - CHILD ABUSE PREVENTION	1,200.00	828.63	820.00	631.25	600.00	375.72	345.80	200.00	200.00	
35 - CHILD WELFARE	36.00	8.11	3.00	60.32	50.00	274.16	340.75	150.00	150.00	
36 - HISTORICAL COMMISSION	1,313.00	1,215.45	1,323.00	1,570.87	1,629.00	2,726.03	3,000.00	5,702.00	5,702.00	
37 - MEDIATION FUND	0.00	1,676.00	0.00	1,000.00	0.00	0.00	0.00	0.00	0.00	
39 - BRIDGE REPLACEMENT	50,530.00	50,225.21	50,180.00	52,290.05	52,000.00	63,357.27	65,634.72	63,000.00	63,000.00	
40 - HIGHWAY	975,302.98	1,576,376.09	1,028,614.92	956,028.74	780,108.98	555,634.28	757,149.20	670,423.00	684,856.00	
41 - ROAD & BRIDGE GEN NO. 1	546,761.00	555,335.25	560,553.00	562,655.58	568,850.00	582,214.37	583,751.62	591,638.00	591,638.00	
42 - ROAD & BRIDGE GEN NO. 2	584,530.00	584,432.22	589,998.00	593,605.77	589,390.00	606,008.29	608,141.52	618,746.00	618,746.00	
43 - ROAD & BRIDGE GEN NO. 3	452,978.00	473,427.46	466,882.00	468,987.20	469,774.00	487,331.16	490,115.00	489,175.00	489,175.00	
44 - ROAD & BRIDGE GEN NO. 4	746,308.00	756,176.70	759,423.00	780,084.03	772,840.00	803,030.95	808,382.13	803,336.00	803,336.00	
45 - ROAD & BRIDGE LATERAL RD	20,832.89	20,832.89	20,823.36	20,823.36	20,757.53	20,757.53	20,757.53	20,757.52	20,757.52	
50 - PCT#1 EQUIPMENT REPLACMNT	20,050.00	20,334.81	20,000.00	20,411.43	21,941.00	22,541.16	22,545.86	20,500.00	20,500.00	
51 - PCT#2 EQUIPMENT REPLACMNT	70,040.00	176,413.31	20,000.00	21,275.74	20,700.00	26,320.94	27,620.00	24,100.00	24,100.00	
52 - PCT#3 EQUIPMENT REPLACMNT	20,025.00	23,945.83	20,000.00	20,191.92	20,200.00	21,753.74	22,179.74	21,600.00	21,600.00	
53 - PCT#4 EQUIPMENT REPLACMNT	20,225.00	63,440.84	20,060.00	20,968.92	20,700.00	24,563.90	25,617.64	23,446.00	23,446.00	
55 - CONSTRUCTION GRANTS	44,097.06	44,095.18	742,770.61	773,765.12	26,667.65	17,770.99	2,313.64	0.00	0.00	
57 - ABANDONED MOTOR VEHICLE	15,020.00	15,285.00	5,500.00	14,514.00	5,950.00	22,049.85	21,849.85	5,500.00	5,500.00	
65 - TRUANCY PREV & DIVERSION	4,700.00	6,422.89	6,200.00	4,479.05	5,000.00	5,289.04	5,881.82	5,500.00	5,500.00	
66 - CO SPECIALTY COURT	750.00	3,511.20	2,800.00	3,433.64	3,200.00	3,311.08	3,589.20	3,200.00	3,200.00	
70 - AMERICAN RESCUE PLAN (ARP)	0.00	1,434,668.84	700.00	18,630.70	1,510,000.00	577,719.83	602,923.59	2,474,241.21	2,474,241.21	
71 - FED & STATE RELIEF	508,335.10	604,468.06	20.00	24,847.42	93,282.09	107,232.91	107,248.91	40.00	40.00	
72 - COASTAL PROTECTION	502,300.00	352,580.85	300,700.00	380,063.52	305,000.00	537,533.12	547,533.31	440,000.00	440,000.00	

REVENUES

Budget - ADOPTED

For Fiscal: 2022-2023 Period Ending: 08/31/2023

80 - AIRPORT	11,043.00	6,302.56	5,834.00	8,527.43	65,621.74	11,201.07	59,071.40	57,265.00	57,265.00
81 - JAIL COMMISSARY	9,010.00	17,959.41	11,010.00	17,725.69	12,100.00	10,978.37	13,123.00	12,300.00	12,300.00
92 - FLOOD CONTROL - JC DRAIN	1,307,414.00	1,301,079.62	1,314,114.00	1,314,090.21	1,341,570.00	1,347,164.74	1,355,647.04	1,774,860.00	1,715,719.00
Report Total:	18,301,986.12	20,684,024.46	19,243,048.71	19,538,015.02	21,506,469.79	21,319,825.99	21,937,082.46	26,517,693.95	27,592,334.95



Jackson County, Texas

EXPENDITURES

Budget - ADOPTED Group Summary

For Fiscal: 2022-2023 Period Ending: 08/31/2023

ReportGrou...	2020-2021		2021-2022		2022-2023		Defined Budgets		
	Total Budget	Total Activity	Total Budget	Total Activity	Total Budget	YTD Activity	2022-2023 PJ	2023-2024 PROPOSED	2023-2024 2023-2024
Fund: 10 - GENERAL									
Expense									
Department: 400 - COUNTY JUDGE									
400 - Payroll Expenses	198,741.00	197,836.04	207,433.00	206,605.90	210,722.00	194,354.26	211,361.83	219,024.00	219,024.00
410 - Supplies	1,700.00	1,069.87	1,295.00	1,294.35	1,471.00	1,405.28	1,085.68	1,700.00	1,700.00
420 - Other Services & Charges	6,140.00	3,168.69	4,851.00	4,484.56	7,065.00	5,412.50	6,049.52	5,540.00	5,540.00
Department: 400 - COUNTY JUDGE Total:	206,581.00	202,074.60	213,579.00	212,384.81	219,258.00	201,172.04	218,497.03	226,264.00	226,264.00
Department: 401 - COMMISSIONERS COURT									
400 - Payroll Expenses	377,561.00	373,508.91	401,635.00	393,287.74	410,888.00	367,420.58	400,026.74	421,829.00	421,829.00
420 - Other Services & Charges	7,395.00	7,281.59	7,730.00	7,659.50	8,209.00	8,459.50	9,920.47	7,349.00	7,349.00
430 - Capital Outlay	1,000.00	895.47	0.00	0.00	0.00	0.00	0.00	0.00	0.00
Department: 401 - COMMISSIONERS COURT Total:	385,956.00	381,685.97	409,365.00	400,947.24	419,097.00	375,880.08	409,947.21	429,178.00	429,178.00
Department: 403 - COUNTY CLERK									
400 - Payroll Expenses	368,861.00	350,388.04	388,397.00	378,817.80	399,388.00	351,226.63	390,925.95	409,534.00	409,534.00
410 - Supplies	11,897.00	9,003.68	10,747.00	8,305.74	10,901.00	6,571.40	8,667.02	11,400.00	11,400.00
420 - Other Services & Charges	59,943.00	51,838.96	61,714.00	54,665.75	65,327.00	56,991.13	61,495.35	66,965.00	66,965.00
430 - Capital Outlay	36,331.00	36,330.10	1,150.00	1,085.43	557.00	556.06	556.06	14,660.00	14,660.00
Department: 403 - COUNTY CLERK Total:	477,032.00	447,560.78	462,008.00	442,874.72	476,173.00	415,345.22	461,644.38	502,559.00	502,559.00
Department: 405 - VETERANS' SERVICE OFFICER									
400 - Payroll Expenses	0.00	0.00	2,260.00	2,358.79	4,050.00	2,305.47	2,490.12	4,584.00	4,584.00
410 - Supplies	0.00	0.00	97.00	96.04	805.00	767.98	375.00	400.00	400.00
420 - Other Services & Charges	0.00	0.00	0.00	0.00	590.00	451.39	452.00	1,103.00	1,103.00
Department: 405 - VETERANS' SERVICE OFFICER Total:	0.00	0.00	2,357.00	2,454.83	5,445.00	3,524.84	3,317.12	6,087.00	6,087.00
Department: 406 - EMERGENCY MGMT									
400 - Payroll Expenses	33,663.00	33,662.33	23,094.00	21,527.21	71,079.00	34,748.92	37,931.50	44,392.00	29,497.00
410 - Supplies	2,000.00	795.75	842.00	1,322.00	2,070.00	424.79	638.12	2,800.00	2,800.00
420 - Other Services & Charges	8,935.00	6,126.92	7,213.00	7,310.17	11,319.00	6,485.61	5,388.07	105,796.00	105,796.00
430 - Capital Outlay	16,089.00	16,087.85	671.00	670.50	0.00	0.00	0.00	14,800.00	14,800.00
Department: 406 - EMERGENCY MGMT Total:	60,687.00	56,672.85	31,820.00	30,829.88	84,468.00	41,659.32	43,957.69	167,788.00	152,893.00
Department: 409 - NON-DEPARTMENTAL									
400 - Payroll Expenses	60,388.00	54,186.34	57,852.00	57,846.54	57,643.00	53,067.39	57,463.53	53,358.00	53,358.00
410 - Supplies	22,000.00	18,814.99	21,095.00	21,095.65	23,000.00	21,523.61	23,000.00	24,000.00	24,000.00
420 - Other Services & Charges	493,136.32	420,094.78	432,455.00	432,094.33	485,598.06	460,063.55	485,492.09	665,951.00	665,951.00

EXPENDITURES

Budget - ADOPTED

For Fiscal: 2022-2023 Period Ending: 08/31/2023

ReportGrou...	2020-2021		2021-2022		2022-2023		2022-2023		
	Total Budget	Total Activity	Total Budget	Total Activity	Total Budget	YTD Activity	PJ	PROPOSED	2023-2024
430 - Capital Outlay	74,000.00	229.89	0.00	0.00	4,669.95	4,669.95	4,669.95	15,000.00	15,000.00
Department: 409 - NON-DEPARTMENTAL Total:	649,524.32	493,326.00	511,402.00	511,036.52	570,911.01	539,324.50	570,625.57	758,309.00	758,309.00
Department: 435 - DISTRICT COURT									
400 - Payroll Expenses	600.00	314.44	382.00	381.52	323.00	184.50	314.24	323.00	323.00
420 - Other Services & Charges	90,191.00	89,258.59	108,286.50	108,979.01	104,321.00	99,040.37	106,018.27	104,280.00	104,280.00
430 - Capital Outlay	0.00	0.00	0.00	0.00	0.00	0.00	0.00	625.00	625.00
Department: 435 - DISTRICT COURT Total:	90,791.00	89,573.03	108,668.50	109,360.53	104,644.00	99,224.87	106,332.51	105,228.00	105,228.00
Department: 436 - COURT EXPENSE									
420 - Other Services & Charges	225,500.00	210,395.02	332,305.58	300,916.25	460,563.14	419,271.60	471,886.69	489,352.00	489,352.00
Department: 436 - COURT EXPENSE Total:	225,500.00	210,395.02	332,305.58	300,916.25	460,563.14	419,271.60	471,886.69	489,352.00	489,352.00
Department: 437 - CRIMINAL DISTRICT ATTORNEY									
400 - Payroll Expenses	345,429.00	327,634.68	435,184.39	410,319.02	452,291.83	412,985.30	447,687.04	432,079.00	432,079.00
410 - Supplies	9,815.00	5,418.64	10,040.28	5,721.86	9,246.49	5,866.78	4,359.58	9,980.00	9,980.00
420 - Other Services & Charges	95,394.00	53,190.93	78,510.63	44,136.80	78,654.00	44,894.99	47,463.80	90,966.00	90,966.00
430 - Capital Outlay	185.00	184.27	18,129.32	15,337.32	4,363.14	4,427.02	2,334.27	132,750.00	132,750.00
Department: 437 - CRIMINAL DISTRICT ATTORNEY Total:	450,823.00	386,428.52	541,864.62	475,515.00	544,555.46	468,174.09	501,844.69	665,775.00	665,775.00
Department: 450 - DISTRICT CLERK									
400 - Payroll Expenses	270,461.00	263,562.12	284,204.00	281,827.09	290,478.00	262,942.75	292,943.56	304,500.00	304,500.00
410 - Supplies	7,749.00	7,748.87	9,500.00	8,200.25	9,678.00	8,468.10	7,032.30	9,000.00	9,000.00
420 - Other Services & Charges	18,806.00	18,279.00	16,735.00	15,636.98	18,583.00	19,249.96	21,823.14	16,658.00	16,658.00
430 - Capital Outlay	0.00	0.00	0.00	0.00	3,000.00	2,733.03	3,000.00	17,660.00	17,660.00
Department: 450 - DISTRICT CLERK Total:	297,016.00	289,589.99	310,439.00	305,664.32	321,739.00	293,393.84	324,799.00	347,818.00	347,818.00
Department: 455 - JUSTICE OF THE PEACE NO 1									
400 - Payroll Expenses	183,370.00	172,062.73	192,874.00	189,585.00	197,526.00	177,680.61	193,754.90	201,462.00	201,462.00
410 - Supplies	2,509.00	2,508.35	2,440.00	2,262.67	2,432.00	2,216.72	1,546.23	2,684.00	2,684.00
420 - Other Services & Charges	35,702.00	34,381.27	33,548.00	26,654.39	30,516.00	15,205.51	18,716.77	29,105.00	29,105.00
430 - Capital Outlay	0.00	0.00	750.00	658.08	1,500.00	1,133.85	1,500.00	1,500.00	1,500.00
Department: 455 - JUSTICE OF THE PEACE NO 1 Total:	221,581.00	208,952.35	229,612.00	219,160.14	231,974.00	196,236.69	215,517.90	234,751.00	234,751.00
Department: 456 - JUSTICE OF THE PEACE NO 2									
400 - Payroll Expenses	165,134.00	159,850.90	171,169.00	172,884.65	175,748.00	158,158.63	173,323.94	182,960.00	182,960.00
410 - Supplies	3,000.00	1,410.05	2,562.00	1,599.49	2,743.00	1,630.79	545.46	3,000.00	3,000.00
420 - Other Services & Charges	28,355.00	20,013.27	41,372.00	42,313.76	30,111.00	25,166.52	24,022.79	29,440.00	29,440.00
430 - Capital Outlay	0.00	0.00	0.00	0.00	750.00	386.44	386.44	0.00	0.00
Department: 456 - JUSTICE OF THE PEACE NO 2 Total:	196,489.00	181,274.22	215,103.00	216,797.90	209,352.00	185,342.38	198,278.63	215,400.00	215,400.00
Department: 466 - JURY									
400 - Payroll Expenses	77.00	64.60	77.00	56.36	59.00	50.04	50.04	65.00	65.00
420 - Other Services & Charges	39,825.00	11,512.90	27,255.00	26,052.79	26,005.00	20,618.05	21,657.56	43,325.00	43,325.00
Department: 466 - JURY Total:	39,902.00	11,577.50	27,332.00	26,109.15	26,064.00	20,668.09	21,707.60	43,390.00	43,390.00

EXPENDITURES

Budget - ADOPTED

For Fiscal: 2022-2023 Period Ending: 08/31/2023

ReportGrou...	2020-2021		2021-2022		2022-2023		Defined Budgets		
	Total Budget	Total Activity	Total Budget	Total Activity	Total Budget	YTD Activity	2022-2023 PJ	2023-2024 PROPOSED	2023-2024 2023-2024
Department: 495 - COUNTY AUDITOR									
400 - Payroll Expenses	278,587.00	268,177.01	299,186.00	285,106.34	353,241.45	323,469.91	354,378.06	393,789.00	393,789.00
410 - Supplies	3,925.00	3,922.77	5,400.00	5,001.73	4,455.00	4,336.98	4,784.58	3,900.00	3,900.00
420 - Other Services & Charges	24,214.00	23,840.72	25,722.00	23,880.63	29,334.00	28,357.25	31,577.50	33,038.04	33,038.04
430 - Capital Outlay	12,509.00	12,321.62	2,850.00	2,776.98	4,128.00	4,127.42	3,599.54	3,550.00	3,550.00
Department: 495 - COUNTY AUDITOR Total:	319,235.00	308,262.12	333,158.00	316,765.68	391,158.45	360,291.56	394,339.68	434,277.04	434,277.04
Department: 497 - COUNTY TREASURER									
400 - Payroll Expenses	157,808.00	153,172.41	164,854.00	168,547.21	169,971.00	152,734.91	166,292.84	176,685.00	176,685.00
410 - Supplies	1,500.00	830.82	2,950.00	2,493.10	2,000.00	1,524.40	714.32	2,000.00	2,000.00
420 - Other Services & Charges	21,944.00	19,462.11	22,804.00	19,559.16	22,915.00	21,061.89	26,013.82	22,040.04	22,040.04
430 - Capital Outlay	1,500.00	0.00	1,500.00	1,724.08	2,100.00	1,982.56	1,982.56	1,500.00	1,500.00
Department: 497 - COUNTY TREASURER Total:	182,752.00	173,465.34	192,108.00	192,323.55	196,986.00	177,303.76	195,003.54	202,225.04	202,225.04
Department: 499 - TAX ASSESSOR/COLLECTOR									
400 - Payroll Expenses	398,822.00	394,503.16	415,194.00	408,101.47	427,488.00	391,242.52	425,484.18	446,560.00	446,560.00
410 - Supplies	14,713.94	14,142.67	19,126.00	19,124.74	17,277.00	16,815.61	20,371.44	26,700.00	26,700.00
420 - Other Services & Charges	76,539.00	74,721.94	71,435.20	64,549.51	75,049.61	62,834.92	72,458.23	69,729.00	69,729.00
430 - Capital Outlay	8,831.06	8,728.72	12,286.50	11,614.43	10,183.84	7,570.67	8,381.23	8,660.00	8,660.00
Department: 499 - TAX ASSESSOR/COLLECTOR Total:	498,906.00	492,096.49	518,041.70	503,390.15	529,998.45	478,463.72	526,695.08	551,649.00	551,649.00
Department: 510 - PUBLIC FACILITIES									
400 - Payroll Expenses	187,141.00	186,989.61	199,577.00	194,820.58	205,925.00	187,068.48	203,411.74	214,344.00	214,344.00
410 - Supplies	14,691.00	14,515.02	18,408.00	16,994.58	19,050.00	16,380.89	16,575.75	18,800.00	18,800.00
420 - Other Services & Charges	213,981.00	213,446.38	217,819.00	215,208.59	226,965.00	197,562.13	215,687.92	285,718.00	285,718.00
430 - Capital Outlay	6,625.00	6,624.55	21,189.00	20,239.15	1,310.00	1,118.00	1,118.00	11,000.00	11,000.00
Department: 510 - PUBLIC FACILITIES Total:	422,438.00	421,575.56	456,993.00	447,262.90	453,250.00	402,129.50	436,793.41	529,862.00	529,862.00
Department: 543 - FIRE PROTECTION									
420 - Other Services & Charges	14,250.00	13,300.00	14,250.00	10,500.00	14,250.00	6,300.00	5,586.00	14,250.00	14,250.00
Department: 543 - FIRE PROTECTION Total:	14,250.00	13,300.00	14,250.00	10,500.00	14,250.00	6,300.00	5,586.00	14,250.00	14,250.00
Department: 551 - CONSTABLE PRECINCT NO 1									
400 - Payroll Expenses	81,225.00	79,704.00	84,600.00	84,598.08	87,008.00	80,408.05	87,424.19	90,577.00	90,577.00
410 - Supplies	6,953.00	6,404.64	7,665.00	6,629.40	9,250.00	4,992.80	6,597.03	8,300.00	8,300.00
420 - Other Services & Charges	2,287.00	1,605.94	2,156.00	2,121.81	3,530.00	1,871.79	2,340.51	3,530.00	3,530.00
430 - Capital Outlay	1,443.00	1,442.82	8,811.00	8,810.65	0.00	584.80	0.00	7,750.00	7,750.00
Department: 551 - CONSTABLE PRECINCT NO 1 Total:	91,908.00	89,157.40	103,232.00	102,159.94	99,788.00	87,857.44	96,361.73	110,157.00	110,157.00
Department: 552 - CONSTABLE PRECINCT NO 2									
400 - Payroll Expenses	82,202.00	81,980.78	86,246.00	87,554.41	88,610.00	81,998.49	89,281.26	92,243.00	92,243.00
410 - Supplies	4,900.00	4,598.17	4,970.00	4,455.31	7,350.00	4,831.58	5,096.79	7,400.00	7,400.00
420 - Other Services & Charges	3,727.00	1,783.67	2,387.00	2,286.64	3,608.00	1,697.93	1,784.41	3,630.00	3,630.00
430 - Capital Outlay	0.00	0.00	2,037.00	2,036.20	0.00	0.00	0.00	7,400.00	7,400.00
Department: 552 - CONSTABLE PRECINCT NO 2 Total:	90,829.00	88,362.62	95,640.00	96,332.56	99,568.00	88,528.00	96,162.46	110,673.00	110,673.00

EXPENDITURES

Budget - ADOPTED

For Fiscal: 2022-2023 Period Ending: 08/31/2023

ReportGrou...	Defined Budgets								
	2020-2021 Total Budget	2020-2021 Total Activity	2021-2022 Total Budget	2021-2022 Total Activity	2022-2023 Total Budget	2022-2023 YTD Activity	2022-2023 PJ	2023-2024 PROPOSED	2023-2024 2023-2024
Department: 560 - SHERIFF									
400 - Payroll Expenses	1,354,135.91	1,331,210.78	1,387,804.47	1,430,366.93	1,529,516.27	1,359,642.03	1,522,137.88	1,558,830.00	1,558,830.00
410 - Supplies	87,271.68	80,499.11	121,751.71	116,083.41	140,213.96	86,599.89	96,414.58	134,473.00	134,473.00
420 - Other Services & Charges	174,216.19	152,892.61	283,271.96	258,311.96	421,314.35	398,455.54	494,391.75	271,657.60	291,106.60
430 - Capital Outlay	237,159.46	233,166.86	565,805.25	231,557.70	467,361.75	445,243.79	429,224.76	192,250.00	192,250.00
Department: 560 - SHERIFF Total:	1,852,783.24	1,797,769.36	2,358,633.39	2,036,320.00	2,558,406.33	2,289,941.25	2,542,168.97	2,157,210.60	2,176,659.60
Department: 561 - CORRECTIONS									
400 - Payroll Expenses	1,187,868.00	1,144,774.25	1,199,660.00	1,159,814.69	1,343,101.00	1,184,243.31	1,331,771.80	1,443,684.00	1,443,684.00
410 - Supplies	115,583.00	114,295.96	139,876.00	141,976.48	152,052.00	141,964.56	151,780.03	143,750.00	143,750.00
420 - Other Services & Charges	316,804.00	294,971.45	430,346.00	464,975.91	447,546.00	390,430.81	490,820.48	477,156.00	477,156.00
430 - Capital Outlay	26,089.00	25,503.69	49,476.39	32,395.57	52,085.00	47,886.06	64,000.00	132,220.00	132,220.00
Department: 561 - CORRECTIONS Total:	1,646,344.00	1,579,545.35	1,819,358.39	1,799,162.65	1,994,784.00	1,764,524.74	2,038,372.31	2,196,810.00	2,196,810.00
Department: 562 - LAW ENFORCEMENT CONTRACT									
400 - Payroll Expenses	251,522.73	182,593.63	173,584.25	170,754.47	163,944.00	148,990.79	162,998.10	174,177.00	174,177.00
420 - Other Services & Charges	1,250.00	300.00	1,100.00	600.00	1,100.00	550.00	598.50	1,416.00	1,416.00
Department: 562 - LAW ENFORCEMENT CONTRACT Total:	252,772.73	182,893.63	174,684.25	171,354.47	165,044.00	149,540.79	163,596.60	175,593.00	175,593.00
Department: 570 - JUVENILE PROBATION									
400 - Payroll Expenses	53,679.00	52,733.43	59,583.00	57,560.42	27,502.42	27,500.17	52,484.01	0.00	0.00
410 - Supplies	9,370.00	5,020.08	4,039.00	3,348.43	3,835.00	3,834.73	5,100.19	0.00	0.00
420 - Other Services & Charges	35,659.00	30,921.39	79,802.00	73,732.65	95,146.58	85,656.58	113,935.73	110,000.00	110,000.00
430 - Capital Outlay	1,471.00	1,280.45	0.00	0.00	0.00	0.00	0.00	0.00	0.00
Department: 570 - JUVENILE PROBATION Total:	100,179.00	89,955.35	143,424.00	134,641.50	126,484.00	116,991.48	171,519.93	110,000.00	110,000.00
Department: 578 - 24TH JUD DIST/ADULT PROB									
410 - Supplies	0.00	0.00	0.00	0.00	0.00	0.00	0.00	500.00	500.00
420 - Other Services & Charges	2,867.00	2,866.14	2,913.00	2,354.04	2,500.00	2,433.36	2,156.98	2,976.00	2,976.00
430 - Capital Outlay	0.00	519.99	0.00	0.00	557.00	556.06	557.00	0.00	0.00
Department: 578 - 24TH JUD DIST/ADULT PROB Total:	2,867.00	3,386.13	2,913.00	2,354.04	3,057.00	2,989.42	2,713.98	3,476.00	3,476.00
Department: 581 - DPS/TROOPERS									
400 - Payroll Expenses	10,203.00	1,834.77	26,596.00	20,284.77	27,360.00	14,328.81	15,637.91	28,469.00	28,469.00
410 - Supplies	355.00	354.32	914.00	371.15	1,000.00	673.86	759.97	1,000.00	1,000.00
420 - Other Services & Charges	3,002.00	3,001.12	209.00	0.37	100.00	0.00	0.00	100.00	100.00
Department: 581 - DPS/TROOPERS Total:	13,560.00	5,190.21	27,719.00	20,656.29	28,460.00	15,002.67	16,397.88	29,569.00	29,569.00
Department: 582 - DPS/LICENSE & WEIGHT									
410 - Supplies	200.00	190.12	279.00	278.97	300.00	72.23	96.07	300.00	300.00
420 - Other Services & Charges	1,854.00	1,815.45	4,259.00	4,331.13	3,915.00	2,677.28	2,895.00	4,075.00	4,075.00
Department: 582 - DPS/LICENSE & WEIGHT Total:	2,054.00	2,005.57	4,538.00	4,610.10	4,215.00	2,749.51	2,991.07	4,375.00	4,375.00
Department: 595 - SANITATION									
400 - Payroll Expenses	180,422.20	180,387.58	235,074.00	216,813.66	236,445.00	213,112.73	231,918.41	245,064.00	245,064.00
410 - Supplies	39,118.00	39,115.98	34,658.00	31,859.32	49,500.00	44,850.15	47,451.24	48,600.00	48,600.00

EXPENDITURES

Budget - ADOPTED

For Fiscal: 2022-2023 Period Ending: 08/31/2023

ReportGrou...	2020-2021		2021-2022		2022-2023		Defined Budgets		
	Total Budget	Total Activity	Total Budget	Total Activity	Total Budget	YTD Activity	2022-2023 PJ	2023-2024 PROPOSED	2023-2024 2023-2024
420 - Other Services & Charges	208,916.34	208,914.02	252,606.00	222,128.34	219,530.00	143,880.58	161,138.97	181,685.00	181,685.00
430 - Capital Outlay	28,671.00	28,670.07	57,500.00	56,942.22	38,637.00	37,636.93	38,369.81	31,240.00	31,240.00
Department: 595 - SANITATION Total:	457,127.54	457,087.65	579,838.00	527,743.54	544,112.00	439,480.39	478,878.43	506,589.00	506,589.00
Department: 600 - PERMITTING & INSPECTIONS									
400 - Payroll Expenses	59,735.00	57,048.37	62,551.00	62,314.40	65,623.00	60,434.92	65,700.03	68,382.00	68,382.00
410 - Supplies	1,974.00	759.74	1,001.00	1,000.13	1,445.00	1,107.36	903.74	1,500.00	1,500.00
420 - Other Services & Charges	11,209.00	8,184.23	8,555.00	8,159.54	9,111.00	6,583.80	7,333.87	8,758.00	8,758.00
430 - Capital Outlay	0.00	0.00	1,919.00	1,918.67	1,900.00	0.00	0.00	800.00	800.00
Department: 600 - PERMITTING & INSPECTIONS Total:	72,918.00	65,992.34	74,026.00	73,392.74	78,079.00	68,126.08	73,937.64	79,440.00	79,440.00
Department: 640 - HEALTH & HUMAN SERVICES									
420 - Other Services & Charges	72,695.00	72,675.53	72,695.00	70,694.31	82,102.00	81,795.14	84,432.14	84,300.00	84,300.00
Department: 640 - HEALTH & HUMAN SERVICES Total:	72,695.00	72,675.53	72,695.00	70,694.31	82,102.00	81,795.14	84,432.14	84,300.00	84,300.00
Department: 650 - COUNTY LIBRARY									
400 - Payroll Expenses	140,142.00	132,087.24	146,687.00	141,318.88	148,459.00	135,975.56	147,663.99	155,068.00	155,068.00
410 - Supplies	40,407.25	36,571.02	42,899.42	40,599.44	43,300.00	41,026.73	44,336.29	40,800.00	40,800.00
420 - Other Services & Charges	11,485.00	9,275.28	12,021.00	9,201.71	12,278.00	10,549.53	10,761.95	11,659.00	11,659.00
430 - Capital Outlay	4,768.00	4,766.74	2,692.00	2,691.11	3,000.00	2,000.24	2,000.24	3,200.00	3,200.00
Department: 650 - COUNTY LIBRARY Total:	196,802.25	182,700.28	204,299.42	193,811.14	207,037.00	189,552.06	204,762.47	210,727.00	210,727.00
Department: 660 - PARKS									
420 - Other Services & Charges	5,265.00	5,044.90	5,625.00	4,314.33	6,006.00	5,187.41	5,827.48	6,805.00	6,805.00
Department: 660 - PARKS Total:	5,265.00	5,044.90	5,625.00	4,314.33	6,006.00	5,187.41	5,827.48	6,805.00	6,805.00
Department: 665 - AG EXTENSION SERVICE									
400 - Payroll Expenses	81,154.00	75,434.37	84,117.00	78,735.05	91,774.00	83,182.84	91,237.46	95,662.00	95,662.00
410 - Supplies	3,948.00	2,275.21	2,616.00	2,612.37	2,910.00	2,194.04	2,336.18	3,000.00	3,000.00
420 - Other Services & Charges	16,285.00	14,091.53	18,357.00	17,451.70	16,769.00	16,181.43	16,233.48	17,250.00	17,250.00
430 - Capital Outlay	1,100.00	869.00	1,191.00	1,191.00	1,007.00	0.00	1,300.00	1,450.00	1,450.00
Department: 665 - AG EXTENSION SERVICE Total:	102,487.00	92,670.11	106,281.00	99,990.12	112,460.00	101,558.31	111,107.12	117,362.00	117,362.00
Department: 670 - SOIL CONSERVATION									
420 - Other Services & Charges	3,000.00	3,000.00	3,000.00	3,000.00	3,000.00	3,000.00	3,000.00	3,000.00	3,000.00
Department: 670 - SOIL CONSERVATION Total:	3,000.00	3,000.00	3,000.00	3,000.00	3,000.00	3,000.00	3,000.00	3,000.00	3,000.00
Department: 680 - DEBT SERVICE									
460 - Debt Service	0.00	0.00	3,680.00	3,680.00	2,507.00	2,506.14	2,507.00	3,680.00	3,680.00
Department: 680 - DEBT SERVICE Total:	0.00	0.00	3,680.00	3,680.00	2,507.00	2,506.14	2,507.00	3,680.00	3,680.00
Department: 700 - TRANSFERS OUT									
490 - Other	2,167,982.76	2,787,172.75	2,103,629.00	2,103,629.00	2,654,189.99	2,654,189.99	2,653,919.00	3,669,428.00	4,769,428.00
Department: 700 - TRANSFERS OUT Total:	2,167,982.76	2,787,172.75	2,103,629.00	2,103,629.00	2,654,189.99	2,654,189.99	2,653,919.00	3,669,428.00	4,769,428.00
Expense Total:	11,871,037.84	11,872,419.52	12,793,621.85	12,172,140.30	14,029,185.83	12,747,226.92	13,855,429.94	15,503,356.68	16,607,910.68
Fund: 10 - GENERAL Total:	11,871,037.84	11,872,419.52	12,793,621.85	12,172,140.30	14,029,185.83	12,747,226.92	13,855,429.94	15,503,356.68	16,607,910.68

EXPENDITURES

Budget - ADOPTED

For Fiscal: 2022-2023 Period Ending: 08/31/2023

ReportGrou...	2020-2021		2021-2022		2022-2023		2023-2024		
	Total Budget	Total Activity	Total Budget	Total Activity	Total Budget	YTD Activity	Defined Budgets PJ	PROPOSED	2023-2024 2023-2024
Fund: 12 - PERMANENT IMPROVEMENT									
Expense									
Department: 406 - EMERGENCY MGMT									
430 - Capital Outlay	0.00	0.00	0.00	0.00	0.00	0.00	0.00	812,521.00	812,521.00
Department: 406 - EMERGENCY MGMT Total:	0.00	0.00	0.00	0.00	0.00	0.00	0.00	812,521.00	812,521.00
Department: 516 - PERMANENT IMPROVEMENT									
420 - Other Services & Charges	34,200.00	21,025.85	43,177.00	39,956.47	26,846.00	26,445.87	26,446.00	42,000.00	42,000.00
430 - Capital Outlay	490,000.00	0.00	420,823.00	82,401.21	965,354.00	774,883.45	937,697.98	761,300.00	1,261,300.00
Department: 516 - PERMANENT IMPROVEMENT Total:	524,200.00	21,025.85	464,000.00	122,357.68	992,200.00	801,329.32	964,143.98	803,300.00	1,303,300.00
Expense Total:	524,200.00	21,025.85	464,000.00	122,357.68	992,200.00	801,329.32	964,143.98	1,615,821.00	2,115,821.00
Fund: 12 - PERMANENT IMPROVEMENT Total:	524,200.00	21,025.85	464,000.00	122,357.68	992,200.00	801,329.32	964,143.98	1,615,821.00	2,115,821.00
Fund: 15 - COMMISSARY TELEPHONE									
Expense									
Department: 563 - COMMISSIONS, TELEPHONE									
400 - Payroll Expenses	5,339.00	4,954.07	4,996.00	4,978.22	4,988.00	4,544.01	4,960.35	4,997.00	4,997.00
410 - Supplies	6,986.00	6,984.49	10,720.00	9,231.69	3,297.00	850.00	1,130.50	5,600.00	5,600.00
420 - Other Services & Charges	11,451.00	759.50	4,478.00	0.00	5,045.00	4,923.18	4,998.67	5,045.00	5,045.00
430 - Capital Outlay	513.00	512.46	46,400.00	15,019.98	66,982.00	66,537.97	66,537.97	50,000.00	50,000.00
Department: 563 - COMMISSIONS, TELEPHONE Total:	24,289.00	13,210.52	66,594.00	29,229.89	80,312.00	76,855.16	77,627.49	65,642.00	65,642.00
Department: 700 - TRANSFERS OUT									
490 - Other	0.00	0.00	0.00	0.00	2,340.00	2,340.00	2,340.00	0.00	0.00
Department: 700 - TRANSFERS OUT Total:	0.00	0.00	0.00	0.00	2,340.00	2,340.00	2,340.00	0.00	0.00
Expense Total:	24,289.00	13,210.52	66,594.00	29,229.89	82,652.00	79,195.16	79,967.49	65,642.00	65,642.00
Fund: 15 - COMMISSARY TELEPHONE Total:	24,289.00	13,210.52	66,594.00	29,229.89	82,652.00	79,195.16	79,967.49	65,642.00	65,642.00
Fund: 17 - DISTRICT ATTORNEY-HOT CHK									
Expense									
Department: 437 - CRIMINAL DISTRICT ATTORNY									
400 - Payroll Expenses	3,526.00	0.00	3,544.00	2,146.14	1,763.00	0.00	0.00	2,298.00	2,298.00
420 - Other Services & Charges	0.00	0.00	0.00	0.00	200.00	0.00	0.00	0.00	0.00
Department: 437 - CRIMINAL DISTRICT ATTORNY Total:	3,526.00	0.00	3,544.00	2,146.14	1,963.00	0.00	0.00	2,298.00	2,298.00
Expense Total:	3,526.00	0.00	3,544.00	2,146.14	1,963.00	0.00	0.00	2,298.00	2,298.00
Fund: 17 - DISTRICT ATTORNEY-HOT CHK Total:	3,526.00	0.00	3,544.00	2,146.14	1,963.00	0.00	0.00	2,298.00	2,298.00
Fund: 18 - ELECTIONS ADMINISTRATION									
Expense									
Department: 403 - COUNTY CLERK									
400 - Payroll Expenses	1,607.00	1,606.68	3,656.54	3,656.54	0.00	3,169.27	3,155.11	0.00	0.00
410 - Supplies	65.00	65.00	100.00	0.00	100.00	0.00	0.00	100.00	100.00
420 - Other Services & Charges	4,793.00	0.00	6,100.00	0.00	6,600.00	0.00	0.00	6,600.00	6,600.00

EXPENDITURES

Budget - ADOPTED

For Fiscal: 2022-2023 Period Ending: 08/31/2023

ReportGrou...	Defined Budgets								
	2020-2021 Total Budget	2020-2021 Total Activity	2021-2022 Total Budget	2021-2022 Total Activity	2022-2023 Total Budget	2022-2023 YTD Activity	2022-2023 PJ	2023-2024 PROPOSED	2023-2024 2023-2024
Department: 403 - COUNTY CLERK Total:	6,465.00	1,671.68	9,856.54	3,656.54	6,700.00	3,169.27	3,155.11	6,700.00	6,700.00
Department: 493 - ELECTIONS, PUBLIC HEALTH									
400 - Payroll Expenses	3,257.51	3,257.51	0.00	0.00	0.00	0.00	0.00	0.00	0.00
410 - Supplies	1,372.00	386.66	0.00	0.00	0.00	0.00	0.00	0.00	0.00
420 - Other Services & Charges	742.49	0.00	0.00	0.00	0.00	0.00	0.00	0.00	0.00
430 - Capital Outlay	10,030.01	0.00	0.00	0.00	0.00	0.00	0.00	0.00	0.00
Department: 493 - ELECTIONS, PUBLIC HEALTH Total:	15,402.01	3,644.17	0.00	0.00	0.00	0.00	0.00	0.00	0.00
Department: 494 - ELECTIONS, SECURITY									
420 - Other Services & Charges	94,795.00	25,299.39	68,482.00	2,695.37	40,649.00	23,599.03	23,599.03	0.00	0.00
430 - Capital Outlay	6,465.00	6,464.20	0.00	0.00	27,649.00	27,648.50	27,648.50	0.00	0.00
Department: 494 - ELECTIONS, SECURITY Total:	101,260.00	31,763.59	68,482.00	2,695.37	68,298.00	51,247.53	51,247.53	0.00	0.00
Expense Total:	123,127.01	37,079.44	78,338.54	6,351.91	74,998.00	54,416.80	54,402.64	6,700.00	6,700.00
Fund: 18 - ELECTIONS ADMINISTRATION Total:	123,127.01	37,079.44	78,338.54	6,351.91	74,998.00	54,416.80	54,402.64	6,700.00	6,700.00
Fund: 19 - FORFEITURE-DIST ATTORNEY									
Expense									
Department: 437 - CRIMINAL DISTRICT ATTORNY									
400 - Payroll Expenses	29,667.00	27,463.87	62,108.00	59,555.58	68,845.00	57,878.56	63,728.78	66,881.00	66,881.00
410 - Supplies	600.00	103.44	413.00	265.51	500.00	326.02	251.77	500.00	500.00
420 - Other Services & Charges	2,100.00	1,047.04	300.00	1,308.00	2,100.00	129.00	1,512.21	2,900.00	2,900.00
430 - Capital Outlay	8,999.00	8,999.00	0.00	0.00	0.00	0.00	0.00	0.00	0.00
Department: 437 - CRIMINAL DISTRICT ATTORNY Total:	41,366.00	37,613.35	62,821.00	61,129.09	71,445.00	58,333.58	65,492.76	70,281.00	70,281.00
Expense Total:	41,366.00	37,613.35	62,821.00	61,129.09	71,445.00	58,333.58	65,492.76	70,281.00	70,281.00
Fund: 19 - FORFEITURE-DIST ATTORNEY Total:	41,366.00	37,613.35	62,821.00	61,129.09	71,445.00	58,333.58	65,492.76	70,281.00	70,281.00
Fund: 21 - FORFEITURE-SHERIFF									
Expense									
Department: 560 - SHERIFF									
400 - Payroll Expenses	2,010.00	828.17	791.00	754.61	0.00	0.00	0.00	0.00	2,605.00
410 - Supplies	1,030.00	0.00	1,000.00	0.00	0.00	0.00	0.00	1,000.00	1,000.00
420 - Other Services & Charges	4,000.00	2,016.54	4,000.00	0.00	3,911.00	3,426.35	0.00	6,500.00	6,500.00
430 - Capital Outlay	0.00	0.00	0.00	0.00	9,089.00	6,713.76	5,500.00	0.00	0.00
Department: 560 - SHERIFF Total:	7,040.00	2,844.71	5,791.00	754.61	13,000.00	10,140.11	5,500.00	7,500.00	10,105.00
Expense Total:	7,040.00	2,844.71	5,791.00	754.61	13,000.00	10,140.11	5,500.00	7,500.00	10,105.00
Fund: 21 - FORFEITURE-SHERIFF Total:	7,040.00	2,844.71	5,791.00	754.61	13,000.00	10,140.11	5,500.00	7,500.00	10,105.00
Fund: 23 - TECHNOLOGY FUND									
Expense									
Department: 403 - COUNTY CLERK									
420 - Other Services & Charges	400.00	0.00	850.00	0.00	1,200.00	0.00	0.00	1,500.00	1,500.00
Department: 403 - COUNTY CLERK Total:	400.00	0.00	850.00	0.00	1,200.00	0.00	0.00	1,500.00	1,500.00

EXPENDITURES

Budget - ADOPTED

For Fiscal: 2022-2023 Period Ending: 08/31/2023

ReportGrou...	2020-2021		2021-2022		2022-2023		2023-2024		2023-2024	
	Total Budget	Total Activity	Total Budget	Total Activity	Total Budget	YTD Activity	PJ	PROPOSED	2023-2024	2023-2024
Defined Budgets										
Department: 450 - DISTRICT CLERK										
420 - Other Services & Charges	0.00	0.00	500.00	0.00	1,000.00	0.00	0.00	1,200.00	1,200.00	
Department: 450 - DISTRICT CLERK Total:	0.00	0.00	500.00	0.00	1,000.00	0.00	0.00	1,200.00	1,200.00	
Department: 454 - Department 454										
420 - Other Services & Charges	12,000.00	7,174.19	12,200.00	7,349.33	6,000.00	6,000.00	6,000.00	7,106.00	7,106.00	
Department: 454 - Department 454 Total:	12,000.00	7,174.19	12,200.00	7,349.33	6,000.00	6,000.00	6,000.00	7,106.00	7,106.00	
Expense Total:	12,400.00	7,174.19	13,550.00	7,349.33	8,200.00	6,000.00	6,000.00	9,806.00	9,806.00	
Fund: 23 - TECHNOLOGY FUND Total:	12,400.00	7,174.19	13,550.00	7,349.33	8,200.00	6,000.00	6,000.00	9,806.00	9,806.00	
Fund: 24 - JUV PROB DISCRETIONARY										
Expense										
Department: 570 - JUVENILE PROBATION										
410 - Supplies	3,000.00	0.00	4,000.00	2,500.00	1,483.00	0.00	0.00	1,000.00	1,000.00	
420 - Other Services & Charges	0.00	0.00	0.00	0.00	0.00	0.00	0.00	2,400.00	2,400.00	
Department: 570 - JUVENILE PROBATION Total:	3,000.00	0.00	4,000.00	2,500.00	1,483.00	0.00	0.00	3,400.00	3,400.00	
Expense Total:	3,000.00	0.00	4,000.00	2,500.00	1,483.00	0.00	0.00	3,400.00	3,400.00	
Fund: 24 - JUV PROB DISCRETIONARY Total:	3,000.00	0.00	4,000.00	2,500.00	1,483.00	0.00	0.00	3,400.00	3,400.00	
Fund: 25 - JUVENILE PROBATION GRANTS										
Expense										
Department: 571 - BASIC PROBATION & SUPERV										
400 - Payroll Expenses	33,665.95	33,712.06	36,923.00	32,341.94	0.00	0.00	0.00	0.00	0.00	
410 - Supplies	3,962.00	3,962.00	260.00	260.00	0.00	0.00	0.00	0.00	0.00	
420 - Other Services & Charges	75.00	75.00	0.00	0.00	0.00	0.00	0.00	0.00	0.00	
Department: 571 - BASIC PROBATION & SUPERV Total:	37,702.95	37,749.06	37,183.00	32,601.94	0.00	0.00	0.00	0.00	0.00	
Department: 572 - COMMUNITY PROGRAMS										
400 - Payroll Expenses	33,661.62	33,707.76	35,318.10	32,697.34	0.00	0.00	0.00	0.00	0.00	
410 - Supplies	3,365.48	3,347.48	3,494.28	3,494.28	0.00	0.00	0.00	0.00	0.00	
420 - Other Services & Charges	28.74	28.74	578.59	578.59	0.00	0.00	0.00	0.00	0.00	
Department: 572 - COMMUNITY PROGRAMS Total:	37,055.84	37,083.98	39,390.97	36,770.21	0.00	0.00	0.00	0.00	0.00	
Department: 573 - REGIONALIZATION - R										
420 - Other Services & Charges	1,277.20	1,277.20	1,404.92	0.00	0.00	0.00	0.00	0.00	0.00	
Department: 573 - REGIONALIZATION - R Total:	1,277.20	1,277.20	1,404.92	0.00	0.00	0.00	0.00	0.00	0.00	
Department: 574 - DIVERSIONARY (REIMB)										
420 - Other Services & Charges	73,913.79	73,976.97	134,012.99	123,162.99	5,696.70	(0.24)	7,576.69	0.00	0.00	
Department: 574 - DIVERSIONARY (REIMB) Total:	73,913.79	73,976.97	134,012.99	123,162.99	5,696.70	(0.24)	7,576.69	0.00	0.00	
Department: 575 - TITLE IVE										
410 - Supplies	1,500.00	18.00	1,000.00	3.00	640.00	272.68	366.65	2,500.00	2,500.00	
420 - Other Services & Charges	0.00	0.00	0.00	0.00	360.00	328.39	0.00	444.00	444.00	
Department: 575 - TITLE IVE Total:	1,500.00	18.00	1,000.00	3.00	1,000.00	601.07	366.65	2,944.00	2,944.00	

EXPENDITURES

Budget - ADOPTED

For Fiscal: 2022-2023 Period Ending: 08/31/2023

ReportGrou...	2020-2021		2021-2022		2022-2023		2022-2023		
	Total Budget	Total Activity	Total Budget	Total Activity	Total Budget	YTD Activity	Defined Budgets	2023-2024	2023-2024
							PJ	PROPOSED	2023-2024
Department: 577 - PRE & POST ADJUDICATION									
400 - Payroll Expenses	4.65	(4.65)	0.00	0.00	0.00	0.00	0.00	0.00	0.00
420 - Other Services & Charges	22,902.42	22,577.26	35,274.03	34,444.03	0.00	0.00	0.00	0.00	0.00
Department: 577 - PRE & POST ADJUDICATION Total:	22,907.07	22,572.61	35,274.03	34,444.03	0.00	0.00	0.00	0.00	0.00
Department: 579 - COMMITMENT DIVERSION									
420 - Other Services & Charges	25,990.14	27,799.95	20,700.00	18,700.00	0.00	0.00	0.00	0.00	0.00
Department: 579 - COMMITMENT DIVERSION Total:	25,990.14	27,799.95	20,700.00	18,700.00	0.00	0.00	0.00	0.00	0.00
Department: 580 - MENTAL HEALTH									
420 - Other Services & Charges	6,275.00	6,275.00	2,380.00	2,380.00	0.00	0.00	0.00	0.00	0.00
Department: 580 - MENTAL HEALTH Total:	6,275.00	6,275.00	2,380.00	2,380.00	0.00	0.00	0.00	0.00	0.00
Expense Total:	206,621.99	206,752.77	271,345.91	248,062.17	6,696.70	600.83	7,943.34	2,944.00	2,944.00
Fund: 25 - JUVENILE PROBATION GRANTS Total:	206,621.99	206,752.77	271,345.91	248,062.17	6,696.70	600.83	7,943.34	2,944.00	2,944.00
Fund: 26 - LAW LIBRARY									
Expense									
Department: 655 - LAW LIBRARY									
410 - Supplies	7,600.00	9,114.83	9,000.00	11,392.78	12,703.00	10,965.60	9,952.28	12,000.00	12,000.00
Department: 655 - LAW LIBRARY Total:	7,600.00	9,114.83	9,000.00	11,392.78	12,703.00	10,965.60	9,952.28	12,000.00	12,000.00
Expense Total:	7,600.00	9,114.83	9,000.00	11,392.78	12,703.00	10,965.60	9,952.28	12,000.00	12,000.00
Fund: 26 - LAW LIBRARY Total:	7,600.00	9,114.83	9,000.00	11,392.78	12,703.00	10,965.60	9,952.28	12,000.00	12,000.00
Fund: 27 - LEOSE-LAW ENF OFFICERS ED									
Expense									
Department: 551 - CONSTABLE PRECINCT NO 1									
420 - Other Services & Charges	1,918.21	1,396.15	856.71	656.13	885.84	295.00	295.00	1,255.10	1,255.10
Department: 551 - CONSTABLE PRECINCT NO 1 Total:	1,918.21	1,396.15	856.71	656.13	885.84	295.00	295.00	1,255.10	1,255.10
Department: 552 - CONSTABLE PRECINCT NO 2									
420 - Other Services & Charges	2,776.93	110.00	3,221.13	742.11	3,054.34	70.00	70.00	3,538.92	3,538.92
Department: 552 - CONSTABLE PRECINCT NO 2 Total:	2,776.93	110.00	3,221.13	742.11	3,054.34	70.00	70.00	3,538.92	3,538.92
Department: 560 - SHERIFF									
420 - Other Services & Charges	3,230.88	3,055.06	2,139.13	2,139.13	2,127.00	2,127.00	2,116.89	2,039.63	2,039.63
Department: 560 - SHERIFF Total:	3,230.88	3,055.06	2,139.13	2,139.13	2,127.00	2,127.00	2,116.89	2,039.63	2,039.63
Expense Total:	7,926.02	4,561.21	6,216.97	3,537.37	6,067.18	2,492.00	2,481.89	6,833.65	6,833.65
Fund: 27 - LEOSE-LAW ENF OFFICERS ED Total:	7,926.02	4,561.21	6,216.97	3,537.37	6,067.18	2,492.00	2,481.89	6,833.65	6,833.65
Fund: 28 - LIBRARY-MEMORIAL FUND									
Expense									
Department: 650 - COUNTY LIBRARY									
410 - Supplies	3,600.00	1,942.79	4,816.91	3,690.54	3,600.00	2,543.31	1,099.60	4,550.00	4,550.00
Department: 650 - COUNTY LIBRARY Total:	3,600.00	1,942.79	4,816.91	3,690.54	3,600.00	2,543.31	1,099.60	4,550.00	4,550.00

EXPENDITURES

Budget - ADOPTED

For Fiscal: 2022-2023 Period Ending: 08/31/2023

ReportGrou...	2020-2021		2021-2022		2022-2023		2023-2024		
	Total Budget	Total Activity	Total Budget	Total Activity	Total Budget	YTD Activity	Defined Budgets 2022-2023 PJ	2023-2024 PROPOSED	2023-2024 2023-2024
Department: 651 - SUMMER READING									
410 - Supplies	1,400.00	1,284.62	1,400.00	1,373.95	1,500.00	1,461.95	1,213.48	1,500.00	1,500.00
420 - Other Services & Charges	3,400.00	2,508.40	3,818.00	2,960.15	4,000.00	3,719.80	3,596.00	4,000.00	4,000.00
Department: 651 - SUMMER READING Total:	4,800.00	3,793.02	5,218.00	4,334.10	5,500.00	5,181.75	4,809.48	5,500.00	5,500.00
Expense Total:	8,400.00	5,735.81	10,034.91	8,024.64	9,100.00	7,725.06	5,909.08	10,050.00	10,050.00
Fund: 28 - LIBRARY-MEMORIAL FUND Total:	8,400.00	5,735.81	10,034.91	8,024.64	9,100.00	7,725.06	5,909.08	10,050.00	10,050.00
Fund: 29 - RECORDS MGT- COUNTY CLERK									
Expense									
Department: 403 - COUNTY CLERK									
400 - Payroll Expenses	29,505.00	19,342.59	30,989.00	20,469.01	51,150.00	19,755.06	28,822.64	54,793.00	54,793.00
410 - Supplies	1,064.00	1,063.50	1,000.00	0.00	1,000.00	0.00	0.00	2,000.00	2,000.00
420 - Other Services & Charges	72,341.00	46,844.02	71,505.00	11,504.67	50,920.00	45,847.33	60,976.95	47,418.00	47,418.00
430 - Capital Outlay	0.00	0.00	0.00	0.00	11,500.00	1,163.30	1,163.30	3,260.00	3,260.00
Department: 403 - COUNTY CLERK Total:	102,910.00	67,250.11	103,494.00	31,973.68	114,570.00	66,765.69	90,962.89	107,471.00	107,471.00
Expense Total:	102,910.00	67,250.11	103,494.00	31,973.68	114,570.00	66,765.69	90,962.89	107,471.00	107,471.00
Fund: 29 - RECORDS MGT- COUNTY CLERK Total:	102,910.00	67,250.11	103,494.00	31,973.68	114,570.00	66,765.69	90,962.89	107,471.00	107,471.00
Fund: 30 - RECORDS MGT - COUNTY									
Expense									
Department: 408 - RECORDS MANAGEMENT									
420 - Other Services & Charges	5,300.00	300.00	7,600.00	0.00	0.00	0.00	8,000.00	542.00	542.00
430 - Capital Outlay	0.00	0.00	0.00	0.00	8,000.00	0.00	0.00	0.00	0.00
Department: 408 - RECORDS MANAGEMENT Total:	5,300.00	300.00	7,600.00	0.00	8,000.00	0.00	8,000.00	542.00	542.00
Expense Total:	5,300.00	300.00	7,600.00	0.00	8,000.00	0.00	8,000.00	542.00	542.00
Fund: 30 - RECORDS MGT - COUNTY Total:	5,300.00	300.00	7,600.00	0.00	8,000.00	0.00	8,000.00	542.00	542.00
Fund: 31 - RECORDS MGT - DIST CLERK									
Expense									
Department: 450 - DISTRICT CLERK									
410 - Supplies	889.00	798.16	2,000.00	1,987.65	900.00	900.00	1,358.26	2,300.00	2,300.00
420 - Other Services & Charges	5,881.00	5,880.27	6,300.00	6,243.99	6,494.00	6,494.00	2,970.33	8,100.00	12,100.00
430 - Capital Outlay	0.00	0.00	0.00	0.00	2,000.00	0.00	0.00	0.00	0.00
Department: 450 - DISTRICT CLERK Total:	6,770.00	6,678.43	8,300.00	8,231.64	9,394.00	7,394.00	4,328.59	10,400.00	14,400.00
Expense Total:	6,770.00	6,678.43	8,300.00	8,231.64	9,394.00	7,394.00	4,328.59	10,400.00	14,400.00
Fund: 31 - RECORDS MGT - DIST CLERK Total:	6,770.00	6,678.43	8,300.00	8,231.64	9,394.00	7,394.00	4,328.59	10,400.00	14,400.00
Fund: 32 - SECURITY FUND									
Expense									
Department: 697 - SECURITY FEES									
400 - Payroll Expenses	11,857.00	1,000.95	11,901.00	3,086.57	11,869.00	1,052.82	1,961.50	11,884.00	11,884.00
420 - Other Services & Charges	7,500.00	301.00	7,447.00	2,403.45	19,500.00	603.16	551.91	19,550.00	19,550.00

EXPENDITURES

Budget - ADOPTED

For Fiscal: 2022-2023 Period Ending: 08/31/2023

ReportGrou...	2020-2021		2021-2022		2022-2023		2022-2023		
	Total Budget	Total Activity	Total Budget	Total Activity	Total Budget	YTD Activity	Defined Budgets		
							PJ	PROPOSED	2023-2024 2023-2024
430 - Capital Outlay	0.00	0.00	10,053.00	10,049.70	0.00	0.00	0.00	0.00	0.00
Department: 697 - SECURITY FEES Total:	19,357.00	1,301.95	29,401.00	15,539.72	31,369.00	1,655.98	2,513.41	31,434.00	31,434.00
Expense Total:	19,357.00	1,301.95	29,401.00	15,539.72	31,369.00	1,655.98	2,513.41	31,434.00	31,434.00
Fund: 32 - SECURITY FUND Total:	19,357.00	1,301.95	29,401.00	15,539.72	31,369.00	1,655.98	2,513.41	31,434.00	31,434.00
Fund: 33 - CRTHSE SECURITY - JPS									
Expense									
Department: 697 - SECURITY FEES									
420 - Other Services & Charges	3,000.00	0.00	4,000.00	876.39	2,800.00	690.67	210.79	2,830.00	2,830.00
Department: 697 - SECURITY FEES Total:	3,000.00	0.00	4,000.00	876.39	2,800.00	690.67	210.79	2,830.00	2,830.00
Expense Total:	3,000.00	0.00	4,000.00	876.39	2,800.00	690.67	210.79	2,830.00	2,830.00
Fund: 33 - CRTHSE SECURITY - JPS Total:	3,000.00	0.00	4,000.00	876.39	2,800.00	690.67	210.79	2,830.00	2,830.00
Fund: 34 - CHILD ABUSE PREVENTION									
Expense									
Department: 640 - HEALTH & HUMAN SERVICES									
420 - Other Services & Charges	1,000.00	1,000.00	800.00	800.00	500.00	0.00	0.00	500.00	500.00
Department: 640 - HEALTH & HUMAN SERVICES Total:	1,000.00	1,000.00	800.00	800.00	500.00	0.00	0.00	500.00	500.00
Expense Total:	1,000.00	1,000.00	800.00	800.00	500.00	0.00	0.00	500.00	500.00
Fund: 34 - CHILD ABUSE PREVENTION Total:	1,000.00	1,000.00	800.00	800.00	500.00	0.00	0.00	500.00	500.00
Fund: 35 - CHILD WELFARE									
Expense									
Department: 641 - CHILD WELFARE									
420 - Other Services & Charges	2,500.00	0.00	2,500.00	700.00	2,800.00	1,000.00	1,000.00	2,500.00	2,500.00
Department: 641 - CHILD WELFARE Total:	2,500.00	0.00	2,500.00	700.00	2,800.00	1,000.00	1,000.00	2,500.00	2,500.00
Expense Total:	2,500.00	0.00	2,500.00	700.00	2,800.00	1,000.00	1,000.00	2,500.00	2,500.00
Fund: 35 - CHILD WELFARE Total:	2,500.00	0.00	2,500.00	700.00	2,800.00	1,000.00	1,000.00	2,500.00	2,500.00
Fund: 36 - HISTORICAL COMMISSION									
Expense									
Department: 661 - HISTORICAL COMMISSION									
420 - Other Services & Charges	35,181.00	1,313.00	35,203.00	1,628.00	34,199.00	4,761.90	4,900.90	36,000.00	36,000.00
Department: 661 - HISTORICAL COMMISSION Total:	35,181.00	1,313.00	35,203.00	1,628.00	34,199.00	4,761.90	4,900.90	36,000.00	36,000.00
Expense Total:	35,181.00	1,313.00	35,203.00	1,628.00	34,199.00	4,761.90	4,900.90	36,000.00	36,000.00
Fund: 36 - HISTORICAL COMMISSION Total:	35,181.00	1,313.00	35,203.00	1,628.00	34,199.00	4,761.90	4,900.90	36,000.00	36,000.00

EXPENDITURES

Budget - ADOPTED

For Fiscal: 2022-2023 Period Ending: 08/31/2023

ReportGrou...	2020-2021	2020-2021	2021-2022	2021-2022	2022-2023	2022-2023	Defined Budgets		
	Total Budget	Total Activity	Total Budget	Total Activity	Total Budget	YTD Activity	2022-2023 PJ	2023-2024 PROPOSED	2023-2024 2023-2024
Fund: 37 - MEDIATION FUND									
Expense									
Department: 437 - CRIMINAL DISTRICT ATTORNEY									
410 - Supplies	0.00	0.00	2,626.00	0.00	4,000.00	0.00	0.00	4,126.00	4,126.00
Department: 437 - CRIMINAL DISTRICT ATTORNEY Total:	0.00	0.00	2,626.00	0.00	4,000.00	0.00	0.00	4,126.00	4,126.00
Expense Total:	0.00	0.00	2,626.00	0.00	4,000.00	0.00	0.00	4,126.00	4,126.00
Fund: 37 - MEDIATION FUND Total:	0.00	0.00	2,626.00	0.00	4,000.00	0.00	0.00	4,126.00	4,126.00
Fund: 39 - BRIDGE REPLACEMENT									
Expense									
Department: 610 - GENERAL ROAD & BRIDGE									
430 - Capital Outlay	240,000.00	0.00	289,000.00	0.00	342,742.00	0.00	0.00	358,500.00	418,000.00
Department: 610 - GENERAL ROAD & BRIDGE Total:	240,000.00	0.00	289,000.00	0.00	342,742.00	0.00	0.00	358,500.00	418,000.00
Expense Total:	240,000.00	0.00	289,000.00	0.00	342,742.00	0.00	0.00	358,500.00	418,000.00
Fund: 39 - BRIDGE REPLACEMENT Total:	240,000.00	0.00	289,000.00	0.00	342,742.00	0.00	0.00	358,500.00	418,000.00
Fund: 40 - HIGHWAY									
Expense									
Department: 610 - GENERAL ROAD & BRIDGE									
410 - Supplies	5,252.01	5,232.01	6,000.00	5,998.88	5,915.00	4,937.01	4,500.00	6,000.00	12,500.00
420 - Other Services & Charges	1,930.00	1,929.04	1,980.00	1,836.04	2,265.00	1,983.39	2,185.00	2,300.00	2,300.00
Department: 610 - GENERAL ROAD & BRIDGE Total:	7,182.01	7,161.05	7,980.00	7,834.92	8,180.00	6,920.40	6,685.00	8,300.00	14,800.00
Department: 611 - R&B #1, GENERAL									
410 - Supplies	25,000.00	25,000.00	25,000.00	25,000.00	25,000.00	13,947.30	25,000.00	25,000.00	25,000.00
430 - Capital Outlay	69,493.87	107,542.58	177,388.34	161,753.43	84,783.99	36,800.00	36,800.00	45,984.00	74,714.00
Department: 611 - R&B #1, GENERAL Total:	94,493.87	132,542.58	202,388.34	186,753.43	109,783.99	50,747.30	61,800.00	70,984.00	99,714.00
Department: 612 - R&B #2, GENERAL									
410 - Supplies	25,000.00	25,000.00	25,000.00	47,275.00	25,000.00	2,725.00	2,724.92	25,000.00	25,000.00
430 - Capital Outlay	110,178.40	129,513.59	437,309.57	404,631.44	0.00	0.00	0.00	0.00	0.00
Department: 612 - R&B #2, GENERAL Total:	135,178.40	154,513.59	462,309.57	451,906.44	25,000.00	2,725.00	2,724.92	25,000.00	25,000.00
Department: 613 - R&B #3, GENERAL									
410 - Supplies	25,000.00	25,000.00	25,000.00	25,000.00	25,000.00	11,502.50	25,000.00	25,000.00	25,000.00
430 - Capital Outlay	89,914.41	102,781.61	222,221.82	131,706.74	190,818.13	107,021.01	138,209.35	55,988.00	56,418.00
Department: 613 - R&B #3, GENERAL Total:	114,914.41	127,781.61	247,221.82	156,706.74	215,818.13	118,523.51	163,209.35	80,988.00	81,418.00
Department: 614 - R&B #4, GENERAL									
410 - Supplies	48,613.00	48,613.00	25,000.00	25,000.00	25,000.00	24,999.90	25,000.00	25,000.00	25,000.00
420 - Other Services & Charges	16,497.04	16,497.04	12,134.34	7,479.34	447.36	0.36	0.00	0.00	0.00
430 - Capital Outlay	111,827.26	167,292.57	226,832.85	176,646.85	34,294.65	34,294.65	34,294.65	0.00	0.00
Department: 614 - R&B #4, GENERAL Total:	176,937.30	232,402.61	263,967.19	209,126.19	59,742.01	59,294.91	59,294.65	25,000.00	25,000.00

EXPENDITURES

Budget - ADOPTED

For Fiscal: 2022-2023 Period Ending: 08/31/2023

ReportGrou...	2020-2021		2021-2022		2022-2023		2023-2024		
	Total Budget	Total Activity	Total Budget	Total Activity	Total Budget	YTD Activity	Defined Budgets PJ	PROPOSED	2023-2024 2023-2024
Department: 700 - TRANSFERS OUT									
490 - Other	469,619.00	469,619.00	448,360.00	448,360.00	512,998.39	512,998.39	512,998.39	468,000.00	468,000.00
Department: 700 - TRANSFERS OUT Total:	469,619.00	469,619.00	448,360.00	448,360.00	512,998.39	512,998.39	512,998.39	468,000.00	468,000.00
Expense Total:	998,324.99	1,124,020.44	1,632,226.92	1,460,687.72	931,522.52	751,209.51	806,712.31	678,272.00	713,932.00
Fund: 40 - HIGHWAY Total:	998,324.99	1,124,020.44	1,632,226.92	1,460,687.72	931,522.52	751,209.51	806,712.31	678,272.00	713,932.00
Fund: 41 - ROAD & BRIDGE GEN NO. 1									
Expense									
Department: 611 - R&B #1, GENERAL									
400 - Payroll Expenses	383,636.00	379,183.70	397,828.00	394,906.36	405,825.00	370,178.64	400,978.72	419,958.00	419,958.00
410 - Supplies	202,800.00	150,447.56	209,030.00	178,062.37	162,027.00	122,706.86	124,477.00	142,780.00	210,780.00
420 - Other Services & Charges	28,625.00	24,453.35	24,317.00	21,583.83	27,634.00	22,017.43	23,761.01	28,900.00	28,900.00
Department: 611 - R&B #1, GENERAL Total:	615,061.00	554,084.61	631,175.00	594,552.56	595,486.00	514,902.93	549,216.73	591,638.00	659,638.00
Department: 700 - TRANSFERS OUT									
490 - Other	0.00	0.00	0.00	0.00	1,704.00	1,704.00	1,704.00	0.00	0.00
Department: 700 - TRANSFERS OUT Total:	0.00	0.00	0.00	0.00	1,704.00	1,704.00	1,704.00	0.00	0.00
Expense Total:	615,061.00	554,084.61	631,175.00	594,552.56	597,190.00	516,606.93	550,920.73	591,638.00	659,638.00
Fund: 41 - ROAD & BRIDGE GEN NO. 1 Total:	615,061.00	554,084.61	631,175.00	594,552.56	597,190.00	516,606.93	550,920.73	591,638.00	659,638.00
Fund: 42 - ROAD & BRIDGE GEN NO. 2									
Expense									
Department: 612 - R&B #2, GENERAL									
400 - Payroll Expenses	400,347.00	373,156.33	406,315.00	385,109.38	404,707.00	330,776.51	355,698.68	420,677.00	420,677.00
410 - Supplies	179,955.00	128,946.39	242,002.00	186,759.00	271,353.00	232,747.23	240,965.01	173,437.00	246,937.00
420 - Other Services & Charges	22,419.00	16,629.48	18,313.00	17,769.73	22,330.00	19,394.88	20,681.52	24,132.00	24,132.00
430 - Capital Outlay	1,809.00	1,803.47	0.00	0.00	0.00	0.00	0.00	500.00	500.00
Department: 612 - R&B #2, GENERAL Total:	604,530.00	520,535.67	666,630.00	589,638.11	698,390.00	582,918.62	617,345.21	618,746.00	692,246.00
Department: 700 - TRANSFERS OUT									
490 - Other	150,000.00	150,000.00	0.00	0.00	0.00	0.00	0.00	0.00	0.00
Department: 700 - TRANSFERS OUT Total:	150,000.00	150,000.00	0.00	0.00	0.00	0.00	0.00	0.00	0.00
Expense Total:	754,530.00	670,535.67	666,630.00	589,638.11	698,390.00	582,918.62	617,345.21	618,746.00	692,246.00
Fund: 42 - ROAD & BRIDGE GEN NO. 2 Total:	754,530.00	670,535.67	666,630.00	589,638.11	698,390.00	582,918.62	617,345.21	618,746.00	692,246.00
Fund: 43 - ROAD & BRIDGE GEN NO. 3									
Expense									
Department: 613 - R&B #3, GENERAL									
400 - Payroll Expenses	326,708.00	271,397.87	339,092.00	249,030.79	341,504.00	256,071.35	279,762.91	328,849.00	328,849.00
410 - Supplies	138,975.00	119,527.63	210,002.00	114,532.47	276,813.00	106,393.57	126,128.07	140,066.00	380,066.00
420 - Other Services & Charges	16,295.00	15,729.17	16,947.00	15,653.48	18,933.00	15,872.55	17,432.78	20,260.00	20,260.00

EXPENDITURES

Budget - ADOPTED

For Fiscal: 2022-2023 Period Ending: 08/31/2023

ReportGrou...	2020-2021		2021-2022		2022-2023		Defined Budgets		
	Total Budget	Total Activity	Total Budget	Total Activity	Total Budget	YTD Activity	2022-2023 PJ	2023-2024 PROPOSED	2023-2024 2023-2024
430 - Capital Outlay	0.00	0.00	1,400.00	1,399.98	1,500.00	983.25	983.25	0.00	0.00
Department: 613 - R&B #3, GENERAL Total:	481,978.00	406,654.67	567,441.00	380,616.72	638,750.00	379,320.72	424,307.01	489,175.00	729,175.00
Expense Total:	481,978.00	406,654.67	567,441.00	380,616.72	638,750.00	379,320.72	424,307.01	489,175.00	729,175.00
Fund: 43 - ROAD & BRIDGE GEN NO. 3 Total:	481,978.00	406,654.67	567,441.00	380,616.72	638,750.00	379,320.72	424,307.01	489,175.00	729,175.00
Fund: 44 - ROAD & BRIDGE GEN NO. 4									
Expense									
Department: 614 - R&B #4, GENERAL									
400 - Payroll Expenses	455,385.00	414,045.87	469,050.00	408,582.80	481,217.00	345,794.90	369,719.75	492,941.00	492,941.00
410 - Supplies	398,249.00	136,823.14	552,941.00	324,355.87	612,175.00	347,766.63	365,296.38	283,029.00	668,029.00
420 - Other Services & Charges	17,655.00	14,355.17	20,032.00	9,501.05	25,448.00	19,197.53	20,383.48	26,366.00	26,366.00
430 - Capital Outlay	519.00	518.98	2,600.00	1,284.90	1,000.00	0.00	1,000.00	1,000.00	1,000.00
Department: 614 - R&B #4, GENERAL Total:	871,808.00	565,743.16	1,044,623.00	743,724.62	1,119,840.00	712,759.06	756,399.61	803,336.00	1,188,336.00
Expense Total:	871,808.00	565,743.16	1,044,623.00	743,724.62	1,119,840.00	712,759.06	756,399.61	803,336.00	1,188,336.00
Fund: 44 - ROAD & BRIDGE GEN NO. 4 Total:	871,808.00	565,743.16	1,044,623.00	743,724.62	1,119,840.00	712,759.06	756,399.61	803,336.00	1,188,336.00
Fund: 45 - ROAD & BRIDGE LATERAL RD									
Expense									
Department: 611 - R&B #1, GENERAL									
410 - Supplies	5,208.22	5,208.22	5,205.84	4,479.84	5,189.38	5,189.38	5,189.38	5,189.38	5,189.38
Department: 611 - R&B #1, GENERAL Total:	5,208.22	5,208.22	5,205.84	4,479.84	5,189.38	5,189.38	5,189.38	5,189.38	5,189.38
Department: 612 - R&B #2, GENERAL									
410 - Supplies	5,208.22	5,208.22	5,205.84	5,205.84	5,189.38	5,189.38	5,189.38	5,189.38	5,189.38
Department: 612 - R&B #2, GENERAL Total:	5,208.22	5,208.22	5,205.84	5,205.84	5,189.38	5,189.38	5,189.38	5,189.38	5,189.38
Department: 613 - R&B #3, GENERAL									
410 - Supplies	5,208.22	5,208.22	5,205.84	5,205.84	5,189.38	5,189.38	5,189.38	5,189.38	5,189.38
Department: 613 - R&B #3, GENERAL Total:	5,208.22	5,208.22	5,205.84	5,205.84	5,189.38	5,189.38	5,189.38	5,189.38	5,189.38
Department: 614 - R&B #4, GENERAL									
410 - Supplies	5,208.23	10,428.53	5,205.84	5,205.84	5,189.39	5,189.39	5,189.39	5,189.38	5,189.38
Department: 614 - R&B #4, GENERAL Total:	5,208.23	10,428.53	5,205.84	5,205.84	5,189.39	5,189.39	5,189.39	5,189.38	5,189.38
Expense Total:	20,832.89	26,053.19	20,823.36	20,097.36	20,757.53	20,757.53	20,757.53	20,757.52	20,757.52
Fund: 45 - ROAD & BRIDGE LATERAL RD Total:	20,832.89	26,053.19	20,823.36	20,097.36	20,757.53	20,757.53	20,757.53	20,757.52	20,757.52
Fund: 50 - PCT#1 EQUIPMENT REPLACMNT									
Expense									
Department: 611 - R&B #1, GENERAL									
430 - Capital Outlay	32,200.00	0.00	52,513.00	0.00	74,786.00	74,785.03	74,785.03	21,187.00	21,187.00
Department: 611 - R&B #1, GENERAL Total:	32,200.00	0.00	52,513.00	0.00	74,786.00	74,785.03	74,785.03	21,187.00	21,187.00
Expense Total:	32,200.00	0.00	52,513.00	0.00	74,786.00	74,785.03	74,785.03	21,187.00	21,187.00
Fund: 50 - PCT#1 EQUIPMENT REPLACMNT Total:	32,200.00	0.00	52,513.00	0.00	74,786.00	74,785.03	74,785.03	21,187.00	21,187.00

EXPENDITURES

Budget - ADOPTED

For Fiscal: 2022-2023 Period Ending: 08/31/2023

ReportGrou...	2020-2021		2021-2022		2022-2023		2023-2024		
	Total Budget	Total Activity	Total Budget	Total Activity	Total Budget	YTD Activity	Defined Budgets PJ	PROPOSED	2023-2024 2023-2024
Fund: 51 - PCT#2 EQUIPMENT REPLACMNT									
Expense									
Department: 612 - R&B #2, GENERAL									
430 - Capital Outlay	72,250.00	40,577.21	158,056.00	0.00	179,700.00	41,379.80	41,379.80	169,000.00	169,500.00
Department: 612 - R&B #2, GENERAL Total:	72,250.00	40,577.21	158,056.00	0.00	179,700.00	41,379.80	41,379.80	169,000.00	169,500.00
Expense Total:	72,250.00	40,577.21	158,056.00	0.00	179,700.00	41,379.80	41,379.80	169,000.00	169,500.00
Fund: 51 - PCT#2 EQUIPMENT REPLACMNT Total:	72,250.00	40,577.21	158,056.00	0.00	179,700.00	41,379.80	41,379.80	169,000.00	169,500.00
Fund: 52 - PCT#3 EQUIPMENT REPLACMNT									
Expense									
Department: 613 - R&B #3, GENERAL									
430 - Capital Outlay	26,500.00	25,000.00	25,150.00	0.00	45,800.00	0.00	0.00	69,400.00	69,400.00
Department: 613 - R&B #3, GENERAL Total:	26,500.00	25,000.00	25,150.00	0.00	45,800.00	0.00	0.00	69,400.00	69,400.00
Expense Total:	26,500.00	25,000.00	25,150.00	0.00	45,800.00	0.00	0.00	69,400.00	69,400.00
Fund: 52 - PCT#3 EQUIPMENT REPLACMNT Total:	26,500.00	25,000.00	25,150.00	0.00	45,800.00	0.00	0.00	69,400.00	69,400.00
Fund: 53 - PCT#4 EQUIPMENT REPLACMNT									
Expense									
Department: 614 - R&B #4, GENERAL									
430 - Capital Outlay	118,900.00	58,395.77	162,900.00	0.00	145,000.00	72,000.00	72,000.00	141,000.00	101,500.00
Department: 614 - R&B #4, GENERAL Total:	118,900.00	58,395.77	162,900.00	0.00	145,000.00	72,000.00	72,000.00	141,000.00	101,500.00
Expense Total:	118,900.00	58,395.77	162,900.00	0.00	145,000.00	72,000.00	72,000.00	141,000.00	101,500.00
Fund: 53 - PCT#4 EQUIPMENT REPLACMNT Total:	118,900.00	58,395.77	162,900.00	0.00	145,000.00	72,000.00	72,000.00	141,000.00	101,500.00
Fund: 55 - CONSTRUCTION GRANTS									
Expense									
Department: 590 - WATER & SEWER									
420 - Other Services & Charges	182.70	182.70	0.00	0.00	17,500.00	17,500.00	0.00	0.00	0.00
430 - Capital Outlay	0.00	0.00	0.00	0.00	7,125.00	7,125.00	0.00	0.00	0.00
Department: 590 - WATER & SEWER Total:	182.70	182.70	0.00	0.00	24,625.00	24,625.00	0.00	0.00	0.00
Department: 610 - GENERAL ROAD & BRIDGE									
420 - Other Services & Charges	28,877.50	29,065.50	20,426.50	18,383.85	2,042.65	2,042.65	2,042.65	0.00	0.00
430 - Capital Outlay	15,036.86	24,848.40	722,344.11	722,344.11	0.00	0.00	0.00	0.00	0.00
Department: 610 - GENERAL ROAD & BRIDGE Total:	43,914.36	53,913.90	742,770.61	740,727.96	2,042.65	2,042.65	2,042.65	0.00	0.00
Expense Total:	44,097.06	54,096.60	742,770.61	740,727.96	26,667.65	26,667.65	2,042.65	0.00	0.00
Fund: 55 - CONSTRUCTION GRANTS Total:	44,097.06	54,096.60	742,770.61	740,727.96	26,667.65	26,667.65	2,042.65	0.00	0.00
Fund: 57 - ABANDONED MOTOR VEHICLE									
Expense									
Department: 564 - AMV - LAW ENFORCEMENT									
420 - Other Services & Charges	19,120.00	7,878.19	12,705.00	12,391.46	16,296.00	14,636.88	17,021.00	22,000.00	22,000.00

EXPENDITURES

Budget - ADOPTED

For Fiscal: 2022-2023 Period Ending: 08/31/2023

ReportGrou...	Defined Budgets								
	2020-2021 Total Budget	2020-2021 Total Activity	2021-2022 Total Budget	2021-2022 Total Activity	2022-2023 Total Budget	2022-2023 YTD Activity	2022-2023 PJ	2023-2024 PROPOSED	2023-2024 2023-2024
430 - Capital Outlay	0.00	0.00	5,095.00	4,860.00	1,954.00	1,954.00	1,954.00	0.00	0.00
Department: 564 - AMV - LAW ENFORCEMENT Total:	19,120.00	7,878.19	17,800.00	17,251.46	18,250.00	16,590.88	18,975.00	22,000.00	22,000.00
Expense Total:	19,120.00	7,878.19	17,800.00	17,251.46	18,250.00	16,590.88	18,975.00	22,000.00	22,000.00
Fund: 57 - ABANDONED MOTOR VEHICLE Total:	19,120.00	7,878.19	17,800.00	17,251.46	18,250.00	16,590.88	18,975.00	22,000.00	22,000.00
Fund: 65 - TRUANCY PREV & DIVERSION									
Expense									
Department: 570 - JUVENILE PROBATION									
420 - Other Services & Charges	8,000.00	0.00	16,335.00	0.00	19,000.00	0.00	0.00	25,000.00	25,000.00
Department: 570 - JUVENILE PROBATION Total:	8,000.00	0.00	16,335.00	0.00	19,000.00	0.00	0.00	25,000.00	25,000.00
Expense Total:	8,000.00	0.00	16,335.00	0.00	19,000.00	0.00	0.00	25,000.00	25,000.00
Fund: 65 - TRUANCY PREV & DIVERSION Total:	8,000.00	0.00	16,335.00	0.00	19,000.00	0.00	0.00	25,000.00	25,000.00
Fund: 66 - CO SPECIALTY COURT									
Expense									
Department: 435 - DISTRICT COURT									
420 - Other Services & Charges	1,300.00	0.00	7,000.00	0.00	11,000.00	0.00	0.00	14,000.00	14,000.00
Department: 435 - DISTRICT COURT Total:	1,300.00	0.00	7,000.00	0.00	11,000.00	0.00	0.00	14,000.00	14,000.00
Expense Total:	1,300.00	0.00	7,000.00	0.00	11,000.00	0.00	0.00	14,000.00	14,000.00
Fund: 66 - CO SPECIALTY COURT Total:	1,300.00	0.00	7,000.00	0.00	11,000.00	0.00	0.00	14,000.00	14,000.00
Fund: 70 - AMERICAN RESCUE PLAN (ARP)									
Expense									
Department: 495 - COUNTY AUDITOR									
400 - Payroll Expenses	0.00	0.00	0.00	0.00	32,868.00	11,759.75	14,009.26	34,347.00	34,347.00
Department: 495 - COUNTY AUDITOR Total:	0.00	0.00	0.00	0.00	32,868.00	11,759.75	14,009.26	34,347.00	34,347.00
Department: 499 - TAX ASSESSOR/COLLECTOR									
430 - Capital Outlay	0.00	0.00	0.00	0.00	21,063.00	21,053.49	21,053.49	0.00	0.00
Department: 499 - TAX ASSESSOR/COLLECTOR Total:	0.00	0.00	0.00	0.00	21,063.00	21,053.49	21,053.49	0.00	0.00
Department: 516 - PERMANENT IMPROVEMENT									
420 - Other Services & Charges	0.00	0.00	100,000.00	95.20	88,837.00	0.00	0.00	275,000.00	275,000.00
430 - Capital Outlay	0.00	0.00	234,685.00	0.00	395,847.00	0.00	0.00	1,553,471.13	1,553,471.13
Department: 516 - PERMANENT IMPROVEMENT Total:	0.00	0.00	334,685.00	95.20	484,684.00	0.00	0.00	1,828,471.13	1,828,471.13
Department: 560 - SHERIFF									
410 - Supplies	0.00	0.00	0.00	0.00	10,523.00	10,521.83	10,521.83	0.00	0.00
420 - Other Services & Charges	0.00	0.00	0.00	0.00	58,303.00	56,421.58	58,517.97	0.00	0.00
430 - Capital Outlay	0.00	0.00	0.00	0.00	74,706.00	69,941.12	69,941.12	0.00	0.00
Department: 560 - SHERIFF Total:	0.00	0.00	0.00	0.00	143,532.00	136,884.53	138,980.92	0.00	0.00
Department: 590 - WATER & SEWER									
420 - Other Services & Charges	0.00	0.00	100,000.00	0.00	0.00	0.00	0.00	0.00	0.00

EXPENDITURES

Budget - ADOPTED

For Fiscal: 2022-2023 Period Ending: 08/31/2023

ReportGrou...	2020-2021		2021-2022		2022-2023		Defined Budgets		
	Total Budget	Total Activity	Total Budget	Total Activity	Total Budget	YTD Activity	2022-2023 PJ	2023-2024 PROPOSED	2023-2024 2023-2024
430 - Capital Outlay	0.00	0.00	1,000,000.00	0.00	230,000.00	12,290.00	242,290.00	217,710.00	217,710.00
Department: 590 - WATER & SEWER Total:	0.00	0.00	1,100,000.00	0.00	230,000.00	12,290.00	242,290.00	217,710.00	217,710.00
Department: 611 - R&B #1, GENERAL									
410 - Supplies	0.00	0.00	0.00	0.00	150,000.00	51,286.95	51,286.92	98,713.05	98,713.05
Department: 611 - R&B #1, GENERAL Total:	0.00	0.00	0.00	0.00	150,000.00	51,286.95	51,286.92	98,713.05	98,713.05
Department: 612 - R&B #2, GENERAL									
410 - Supplies	0.00	0.00	0.00	0.00	150,000.00	0.00	0.00	0.00	0.00
430 - Capital Outlay	0.00	0.00	0.00	0.00	0.00	0.00	0.00	150,000.00	150,000.00
Department: 612 - R&B #2, GENERAL Total:	0.00	0.00	0.00	0.00	150,000.00	0.00	0.00	150,000.00	150,000.00
Department: 613 - R&B #3, GENERAL									
410 - Supplies	0.00	0.00	0.00	0.00	150,000.00	0.00	0.00	85,000.00	85,000.00
430 - Capital Outlay	0.00	0.00	0.00	0.00	0.00	49,950.00	49,950.00	65,000.00	15,050.00
Department: 613 - R&B #3, GENERAL Total:	0.00	0.00	0.00	0.00	150,000.00	49,950.00	49,950.00	150,000.00	100,050.00
Department: 614 - R&B #4, GENERAL									
410 - Supplies	0.00	0.00	0.00	0.00	150,000.00	0.00	0.00	150,000.00	150,000.00
Department: 614 - R&B #4, GENERAL Total:	0.00	0.00	0.00	0.00	150,000.00	0.00	0.00	150,000.00	150,000.00
Expense Total:	0.00	0.00	1,434,685.00	95.20	1,512,147.00	283,224.72	517,570.59	2,629,241.18	2,579,291.18
Fund: 70 - AMERICAN RESCUE PLAN (ARP) Total:	0.00	0.00	1,434,685.00	95.20	1,512,147.00	283,224.72	517,570.59	2,629,241.18	2,579,291.18
Fund: 71 - FED & STATE RELIEF									
Expense									
Department: 409 - NON-DEPARTMENTAL									
410 - Supplies	0.00	0.00	6,350.00	6,350.00	315.00	315.00	315.00	1,882.00	1,882.00
420 - Other Services & Charges	615.91	615.34	4,547.00	3,489.90	0.00	0.00	0.00	0.00	0.00
430 - Capital Outlay	140,271.89	139,692.83	57,438.00	29,043.74	4,036.51	4,036.51	4,036.51	0.00	0.00
Department: 409 - NON-DEPARTMENTAL Total:	140,887.80	140,308.17	68,335.00	38,883.64	4,351.51	4,351.51	4,351.51	1,882.00	1,882.00
Department: 510 - PUBLIC FACILITIES									
420 - Other Services & Charges	0.00	0.00	0.00	0.00	2,640.00	2,640.00	2,640.00	0.00	0.00
Department: 510 - PUBLIC FACILITIES Total:	0.00	0.00	0.00	0.00	2,640.00	2,640.00	2,640.00	0.00	0.00
Department: 560 - SHERIFF									
420 - Other Services & Charges	0.00	0.00	0.00	0.00	2,250.00	2,250.00	2,250.00	0.00	0.00
430 - Capital Outlay	0.00	0.00	0.00	0.00	148,153.33	148,153.33	148,153.33	0.00	0.00
Department: 560 - SHERIFF Total:	0.00	0.00	0.00	0.00	150,403.33	150,403.33	150,403.33	0.00	0.00
Department: 690 - DRAINAGE & FLOOD									
420 - Other Services & Charges	0.00	0.00	0.00	0.00	2,881.25	2,881.25	2,881.25	0.00	0.00
Department: 690 - DRAINAGE & FLOOD Total:	0.00	0.00	0.00	0.00	2,881.25	2,881.25	2,881.25	0.00	0.00
Expense Total:	140,887.80	140,308.17	68,335.00	38,883.64	160,276.09	160,276.09	160,276.09	1,882.00	1,882.00
Fund: 71 - FED & STATE RELIEF Total:	140,887.80	140,308.17	68,335.00	38,883.64	160,276.09	160,276.09	160,276.09	1,882.00	1,882.00

EXPENDITURES

Budget - ADOPTED

For Fiscal: 2022-2023 Period Ending: 08/31/2023

ReportGrou...	2020-2021		2021-2022		2022-2023		2023-2024		
	Total Budget	Total Activity	Total Budget	Total Activity	Total Budget	YTD Activity	Defined Budgets PJ	PROPOSED	2023-2024 2023-2024
Fund: 72 - COASTAL PROTECTION									
Expense									
Department: 660 - PARKS									
410 - Supplies	0.00	0.00	0.00	0.00	50,000.00	0.00	0.00	0.00	0.00
420 - Other Services & Charges	0.00	0.00	0.00	0.00	180,000.00	45,519.24	180,000.00	0.00	0.00
430 - Capital Outlay	1,500,000.00	84,752.00	845,000.00	599,502.04	875,500.00	490,228.58	437,360.00	859,083.00	859,083.00
Department: 660 - PARKS Total:	1,500,000.00	84,752.00	845,000.00	599,502.04	1,105,500.00	535,747.82	617,360.00	859,083.00	859,083.00
Department: 690 - DRAINAGE & FLOOD									
420 - Other Services & Charges	0.00	0.00	811,250.00	7,756.25	845,000.00	4,585.00	898.75	660,700.00	660,700.00
Department: 690 - DRAINAGE & FLOOD Total:	0.00	0.00	811,250.00	7,756.25	845,000.00	4,585.00	898.75	660,700.00	660,700.00
Expense Total:	1,500,000.00	84,752.00	1,656,250.00	607,258.29	1,950,500.00	540,332.82	618,258.75	1,519,783.00	1,519,783.00
Fund: 72 - COASTAL PROTECTION Total:	1,500,000.00	84,752.00	1,656,250.00	607,258.29	1,950,500.00	540,332.82	618,258.75	1,519,783.00	1,519,783.00
Fund: 80 - AIRPORT									
Expense									
Department: 620 - AIRPORT									
410 - Supplies	8,041.00	5,009.18	10,700.00	2,227.41	65,956.74	57,821.75	61,147.60	11,000.00	11,000.00
420 - Other Services & Charges	8,100.00	7,695.05	12,477.00	9,390.39	16,725.00	9,557.92	9,557.92	10,576.00	10,576.00
430 - Capital Outlay	2,659.00	5,318.00	0.00	0.00	0.00	0.00	0.00	160,000.00	160,000.00
Department: 620 - AIRPORT Total:	18,800.00	18,022.23	23,177.00	11,617.80	82,681.74	67,379.67	70,705.52	181,576.00	181,576.00
Expense Total:	18,800.00	18,022.23	23,177.00	11,617.80	82,681.74	67,379.67	70,705.52	181,576.00	181,576.00
Fund: 80 - AIRPORT Total:	18,800.00	18,022.23	23,177.00	11,617.80	82,681.74	67,379.67	70,705.52	181,576.00	181,576.00
Fund: 81 - JAIL COMMISSARY									
Expense									
Department: 565 - COMMISSARY EXPENSE									
410 - Supplies	9,000.00	8,951.72	16,000.00	10,830.64	18,000.00	9,513.53	10,022.00	16,000.00	16,000.00
420 - Other Services & Charges	0.00	0.00	5,000.00	0.00	11,000.00	3,297.00	3,297.00	4,000.00	4,000.00
430 - Capital Outlay	0.00	0.00	0.00	0.00	0.00	0.00	0.00	16,000.00	16,000.00
Department: 565 - COMMISSARY EXPENSE Total:	9,000.00	8,951.72	21,000.00	10,830.64	29,000.00	12,810.53	13,319.00	36,000.00	36,000.00
Expense Total:	9,000.00	8,951.72	21,000.00	10,830.64	29,000.00	12,810.53	13,319.00	36,000.00	36,000.00
Fund: 81 - JAIL COMMISSARY Total:	9,000.00	8,951.72	21,000.00	10,830.64	29,000.00	12,810.53	13,319.00	36,000.00	36,000.00

EXPENDITURES

Budget - ADOPTED

For Fiscal: 2022-2023 Period Ending: 08/31/2023

ReportGrou...	2020-2021		2021-2022		2022-2023		Defined Budgets		
	Total Budget	Total Activity	Total Budget	Total Activity	Total Budget	YTD Activity	2022-2023 PJ	2023-2024 PROPOSED	2023-2024 2023-2024
Fund: 92 - FLOOD CONTROL - JC DRAIN									
Expense									
Department: 690 - DRAINAGE & FLOOD									
420 - Other Services & Charges	1,307,414.00	1,299,345.38	1,314,114.00	1,315,824.81	1,341,570.00	1,347,164.36	1,355,647.04	1,774,860.00	1,715,719.00
Department: 690 - DRAINAGE & FLOOD Total:	1,307,414.00	1,299,345.38	1,314,114.00	1,315,824.81	1,341,570.00	1,347,164.36	1,355,647.04	1,774,860.00	1,715,719.00
Expense Total:	1,307,414.00	1,299,345.38	1,314,114.00	1,315,824.81	1,341,570.00	1,347,164.36	1,355,647.04	1,774,860.00	1,715,719.00
Fund: 92 - FLOOD CONTROL - JC DRAIN Total:	1,307,414.00	1,299,345.38	1,314,114.00	1,315,824.81	1,341,570.00	1,347,164.36	1,355,647.04	1,774,860.00	1,715,719.00
Report Total:	20,297,555.60	17,379,794.70	24,534,787.07	19,266,532.23	25,462,896.24	19,466,877.54	21,290,541.85	27,677,789.03	30,002,517.03

EXPENDITURES

Budget - ADOPTED

For Fiscal: 2022-2023 Period Ending: 08/31/2023

Fund Summary

Fund	2020-2021		2021-2022		2022-2023		Defined Budgets		2023-2024	2023-2024
	Total Budget	Total Activity	Total Budget	Total Activity	Total Budget	YTD Activity	PJ	PROPOSED	2023-2024	
10 - GENERAL	11,871,037.84	11,872,419.52	12,793,621.85	12,172,140.30	14,029,185.83	12,747,226.92	13,855,429.94	15,503,356.68	16,607,910.68	
12 - PERMANENT IMPROVEMENT	524,200.00	21,025.85	464,000.00	122,357.68	992,200.00	801,329.32	964,143.98	1,615,821.00	2,115,821.00	
15 - COMMISSARY TELEPHONE	24,289.00	13,210.52	66,594.00	29,229.89	82,652.00	79,195.16	79,967.49	65,642.00	65,642.00	
17 - DISTRICT ATTORNEY-HOT CHK	3,526.00	0.00	3,544.00	2,146.14	1,963.00	0.00	0.00	2,298.00	2,298.00	
18 - ELECTIONS ADMINISTRATION	123,127.01	37,079.44	78,338.54	6,351.91	74,998.00	54,416.80	54,402.64	6,700.00	6,700.00	
19 - FORFEITURE-DIST ATTORNEY	41,366.00	37,613.35	62,821.00	61,129.09	71,445.00	58,333.58	65,492.76	70,281.00	70,281.00	
21 - FORFEITURE-SHERIFF	7,040.00	2,844.71	5,791.00	754.61	13,000.00	10,140.11	5,500.00	7,500.00	10,105.00	
23 - TECHNOLOGY FUND	12,400.00	7,174.19	13,550.00	7,349.33	8,200.00	6,000.00	6,000.00	9,806.00	9,806.00	
24 - JUV PROB DISCRETIONARY	3,000.00	0.00	4,000.00	2,500.00	1,483.00	0.00	0.00	3,400.00	3,400.00	
25 - JUVENILE PROBATION GRANTS	206,621.99	206,752.77	271,345.91	248,062.17	6,696.70	600.83	7,943.34	2,944.00	2,944.00	
26 - LAW LIBRARY	7,600.00	9,114.83	9,000.00	11,392.78	12,703.00	10,965.60	9,952.28	12,000.00	12,000.00	
27 - LEOSE-LAW ENF OFFICERS ED	7,926.02	4,561.21	6,216.97	3,537.37	6,067.18	2,492.00	2,481.89	6,833.65	6,833.65	
28 - LIBRARY-MEMORIAL FUND	8,400.00	5,735.81	10,034.91	8,024.64	9,100.00	7,725.06	5,909.08	10,050.00	10,050.00	
29 - RECORDS MGT- COUNTY CLERK	102,910.00	67,250.11	103,494.00	31,973.68	114,570.00	66,765.69	90,962.89	107,471.00	107,471.00	
30 - RECORDS MGT - COUNTY	5,300.00	300.00	7,600.00	0.00	8,000.00	0.00	8,000.00	542.00	542.00	
31 - RECORDS MGT - DIST CLERK	6,770.00	6,678.43	8,300.00	8,231.64	9,394.00	7,394.00	4,328.59	10,400.00	14,400.00	
32 - SECURITY FUND	19,357.00	1,301.95	29,401.00	15,539.72	31,369.00	1,655.98	2,513.41	31,434.00	31,434.00	
33 - CRTHSE SECURITY - JPS	3,000.00	0.00	4,000.00	876.39	2,800.00	690.67	210.79	2,830.00	2,830.00	
34 - CHILD ABUSE PREVENTION	1,000.00	1,000.00	800.00	800.00	500.00	0.00	0.00	500.00	500.00	
35 - CHILD WELFARE	2,500.00	0.00	2,500.00	700.00	2,800.00	1,000.00	1,000.00	2,500.00	2,500.00	
36 - HISTORICAL COMMISSION	35,181.00	1,313.00	35,203.00	1,628.00	34,199.00	4,761.90	4,900.90	36,000.00	36,000.00	
37 - MEDIATION FUND	0.00	0.00	2,626.00	0.00	4,000.00	0.00	0.00	4,126.00	4,126.00	
39 - BRIDGE REPLACEMENT	240,000.00	0.00	289,000.00	0.00	342,742.00	0.00	0.00	358,500.00	418,000.00	
40 - HIGHWAY	998,324.99	1,124,020.44	1,632,226.92	1,460,687.72	931,522.52	751,209.51	806,712.31	678,272.00	713,932.00	
41 - ROAD & BRIDGE GEN NO. 1	615,061.00	554,084.61	631,175.00	594,552.56	597,190.00	516,606.93	550,920.73	591,638.00	659,638.00	
42 - ROAD & BRIDGE GEN NO. 2	754,530.00	670,535.67	666,630.00	589,638.11	698,390.00	582,918.62	617,345.21	618,746.00	692,246.00	
43 - ROAD & BRIDGE GEN NO. 3	481,978.00	406,654.67	567,441.00	380,616.72	638,750.00	379,320.72	424,307.01	489,175.00	729,175.00	
44 - ROAD & BRIDGE GEN NO. 4	871,808.00	565,743.16	1,044,623.00	743,724.62	1,119,840.00	712,759.06	756,399.61	803,336.00	1,188,336.00	
45 - ROAD & BRIDGE LATERAL RD	20,832.89	26,053.19	20,823.36	20,097.36	20,757.53	20,757.53	20,757.53	20,757.52	20,757.52	
50 - PCT#1 EQUIPMENT REPLACMNT	32,200.00	0.00	52,513.00	0.00	74,786.00	74,785.03	74,785.03	21,187.00	21,187.00	
51 - PCT#2 EQUIPMENT REPLACMNT	72,250.00	40,577.21	158,056.00	0.00	179,700.00	41,379.80	41,379.80	169,000.00	169,500.00	
52 - PCT#3 EQUIPMENT REPLACMNT	26,500.00	25,000.00	25,150.00	0.00	45,800.00	0.00	0.00	69,400.00	69,400.00	
53 - PCT#4 EQUIPMENT REPLACMNT	118,900.00	58,395.77	162,900.00	0.00	145,000.00	72,000.00	72,000.00	141,000.00	101,500.00	
55 - CONSTRUCTION GRANTS	44,097.06	54,096.60	742,770.61	740,727.96	26,667.65	26,667.65	2,042.65	0.00	0.00	
57 - ABANDONED MOTOR VEHICLE	19,120.00	7,878.19	17,800.00	17,251.46	18,250.00	16,590.88	18,975.00	22,000.00	22,000.00	
65 - TRUANCY PREV & DIVERSION	8,000.00	0.00	16,335.00	0.00	19,000.00	0.00	0.00	25,000.00	25,000.00	
66 - CO SPECIALTY COURT	1,300.00	0.00	7,000.00	0.00	11,000.00	0.00	0.00	14,000.00	14,000.00	
70 - AMERICAN RESCUE PLAN (ARP)	0.00	0.00	1,434,685.00	95.20	1,512,147.00	283,224.72	517,570.59	2,629,241.18	2,579,291.18	
71 - FED & STATE RELIEF	140,887.80	140,308.17	68,335.00	38,883.64	160,276.09	160,276.09	160,276.09	1,882.00	1,882.00	
72 - COASTAL PROTECTION	1,500,000.00	84,752.00	1,656,250.00	607,258.29	1,950,500.00	540,332.82	618,258.75	1,519,783.00	1,519,783.00	

EXPENDITURES

Budget - ADOPTED

For Fiscal: 2022-2023 Period Ending: 08/31/2023

80 - AIRPORT	18,800.00	18,022.23	23,177.00	11,617.80	82,681.74	67,379.67	70,705.52	181,576.00	181,576.00
81 - JAIL COMMISSARY	9,000.00	8,951.72	21,000.00	10,830.64	29,000.00	12,810.53	13,319.00	36,000.00	36,000.00
92 - FLOOD CONTROL - JC DRAIN	1,307,414.00	1,299,345.38	1,314,114.00	1,315,824.81	1,341,570.00	1,347,164.36	1,355,647.04	1,774,860.00	1,715,719.00
Report Total:	20,297,555.60	17,379,794.70	24,534,787.07	19,266,532.23	25,462,896.24	19,466,877.54	21,290,541.85	27,677,789.03	30,002,517.03

COUNTY OF JACKSON, TEXAS
2024 ADOPTED BUDGET

TAX RATE
CALCULATION WORKSHEETS

2023 Tax Rate Calculation Worksheet

Taxing Units Other Than School Districts or Water Districts

Jackson County

Taxing Unit Name _____ Phone (area code and number) _____

Taxing Unit's Address, City, State, ZIP Code _____ Taxing Unit's Website Address _____

GENERAL INFORMATION: Tax Code Section 26.04(c) requires an officer or employee designated by the governing body to calculate the no-new-revenue (NNR) tax rate and voter-approval tax rate for the taxing unit. These tax rates are expressed in dollars per \$100 of taxable value calculated. The calculation process starts after the chief appraiser delivers to the taxing unit the certified appraisal roll and the estimated values of properties under protest. The designated officer or employee shall certify that the officer or employee has accurately calculated the tax rates and used values shown for the certified appraisal roll or certified estimate. The officer or employee submits the rates to the governing body by Aug. 7 or as soon thereafter as practicable.

School districts do not use this form, but instead use Comptroller Form 50-859 *Tax Rate Calculation Worksheet, School District without Chapter 313 Agreements* or Comptroller Form 50-884 *Tax Rate Calculation Worksheet, School District with Chapter 313 Agreements*.

Water districts as defined under Water Code Section 49.001(1) do not use this form, but instead use Comptroller Form 50-858 *Water District Voter-Approval Tax Rate Worksheet for Low Tax Rate and Developing Districts* or Comptroller Form 50-860 *Developed Water District Voter-Approval Tax Rate Worksheet*.

The Comptroller's office provides this worksheet to assist taxing units in determining tax rates. The information provided in this worksheet is offered as technical assistance and not legal advice. Taxing units should consult legal counsel for interpretations of law regarding tax rate preparation and adoption.

SECTION 1: No-New-Revenue Tax Rate

The NNR tax rate enables the public to evaluate the relationship between taxes for the prior year and for the current year based on a tax rate that would produce the same amount of taxes (no new taxes) if applied to the same properties that are taxed in both years. When appraisal values increase, the NNR tax rate should decrease.

The NNR tax rate for a county is the sum of the NNR tax rates calculated for each type of tax the county levies.

While uncommon, it is possible for a taxing unit to provide an exemption for only maintenance and operations taxes. In this case, the taxing unit will need to calculate the NNR tax rate separately for the maintenance and operations tax and the debt tax, then add the two components together.

Line	No-New-Revenue Tax Rate Worksheet	Amount/Rate
1.	2022 total taxable value. Enter the amount of 2022 taxable value on the 2022 tax roll today. Include any adjustments since last year's certification; exclude Tax Code Section 25.25(d) one-fourth and one-third over-appraisal corrections from these adjustments. Exclude any property value subject to an appeal under Chapter 42 as of July 25 (will add undisputed value in Line 6). This total includes the taxable value of homesteads with tax ceilings (will deduct in Line 2) and the captured value for tax increment financing (adjustment is made by deducting TIF taxes, as reflected in Line 17). ¹	\$ 2,698,594,290
2.	2022 tax ceilings. Counties, cities and junior college districts. Enter 2022 total taxable value of homesteads with tax ceilings. These include the homesteads of homeowners age 65 or older or disabled. Other taxing units enter 0. If your taxing unit adopted the tax ceiling provision in 2022 or a prior year for homeowners age 65 or older or disabled, use this step. ²	\$ 127,896,969
3.	Preliminary 2022 adjusted taxable value. Subtract Line 2 from Line 1.	\$ 2,570,697,321
4.	2022 total adopted tax rate.	\$ 0.3650 /\$100
5.	2022 taxable value lost because court appeals of ARB decisions reduced 2022 appraised value.	
	A. Original 2022 ARB values: \$ 0	
	B. 2022 values resulting from final court decisions: - \$ 0	
	C. 2022 value loss. Subtract B from A. ³	\$ 0
6.	2022 taxable value subject to an appeal under Chapter 42, as of July 25.	
	A. 2022 ARB certified value: \$ 0	
	B. 2022 disputed value: - \$ 0	
	C. 2022 undisputed value. Subtract B from A. ⁴	\$ 0
7.	2022 Chapter 42 related adjusted values. Add Line 5C and Line 6C.	\$ 0

¹ Tex. Tax Code §26.012(14)
² Tex. Tax Code §26.012(14)
³ Tex. Tax Code §26.012(13)
⁴ Tex. Tax Code §26.012(13)

Line	No-New-Revenue Tax Rate Worksheet	Amount/Rate
8.	2022 taxable value, adjusted for actual and potential court-ordered adjustments. Add Line 3 and Line 7.	\$ 2,570,697,321
9.	2022 taxable value of property in territory the taxing unit deannexed after Jan. 1, 2022. Enter the 2022 value of property in deannexed territory. ⁵	\$ 0
10.	<p>2022 taxable value lost because property first qualified for an exemption in 2023. If the taxing unit increased an original exemption, use the difference between the original exempted amount and the increased exempted amount. Do not include value lost due to freeport, goods-in-transit, temporary disaster exemptions. Note that lowering the amount or percentage of an existing exemption in 2023 does not create a new exemption or reduce taxable value.</p> <p>A. Absolute exemptions. Use 2022 market value: \$ 0</p> <p>B. Partial exemptions. 2023 exemption amount or 2023 percentage exemption times 2022 value: + \$ 1,514,450</p> <p>C. Value loss. Add A and B.⁶</p>	\$ 1,514,450
11.	<p>2022 taxable value lost because property first qualified for agricultural appraisal (1-d or 1-d-1), timber appraisal, recreational/scenic appraisal or public access airport special appraisal in 2023. Use only properties that qualified in 2023 for the first time; do not use properties that qualified in 2022.</p> <p>A. 2022 market value: \$ 0</p> <p>B. 2023 productivity or special appraised value: - \$ 0</p> <p>C. Value loss. Subtract B from A.⁷</p>	\$ 0
12.	Total adjustments for lost value. Add Lines 9, 10C and 11C.	\$ 1,514,450
13.	2022 captured value of property in a TIF. Enter the total value of 2022 captured appraised value of property taxable by a taxing unit in a tax increment financing zone for which 2022 taxes were deposited into the tax increment fund. ⁸ If the taxing unit has no captured appraised value in line 18D, enter 0.	\$ 0
14.	2022 total value. Subtract Line 12 and Line 13 from Line 8.	\$ 2,569,182,871
15.	Adjusted 2022 total levy. Multiply Line 4 by Line 14 and divide by \$100.	\$ 9,377,517
16.	Taxes refunded for years preceding tax year 2022. Enter the amount of taxes refunded by the taxing unit for tax years preceding tax year 2022. Types of refunds include court decisions, Tax Code Section 25.25(b) and (c) corrections and Tax Code Section 31.11 payment errors. Do not include refunds for tax year 2022. This line applies only to tax years preceding tax year 2022. ⁹	\$ 6,958
17.	Adjusted 2022 levy with refunds and TIF adjustment. Add Lines 15 and 16. ¹⁰	\$ 9,384,475
18.	<p>Total 2023 taxable value on the 2023 certified appraisal roll today. This value includes only certified values or certified estimate of values and includes the total taxable value of homesteads with tax ceilings (will deduct in Line 20). These homesteads include homeowners age 65 or older or disabled.¹¹</p> <p>A. Certified values: \$ 3,555,752,423</p> <p>B. Counties: Include railroad rolling stock values certified by the Comptroller's office: + \$ 9,675,181</p> <p>C. Pollution control and energy storage system exemption: Deduct the value of property exempted for the current tax year for the first time as pollution control or energy storage system property: - \$ 0</p> <p>D. Tax increment financing: Deduct the 2023 captured appraised value of property taxable by a taxing unit in a tax increment financing zone for which the 2023 taxes will be deposited into the tax increment fund. Do not include any new property value that will be included in Line 23 below.¹² - \$ 0</p> <p>E. Total 2023 value. Add A and B, then subtract C and D.</p>	\$ 3,565,427,604

⁵ Tex. Tax Code §26.012(15)

⁶ Tex. Tax Code §26.012(15)

⁷ Tex. Tax Code §26.012(15)

⁸ Tex. Tax Code §26.03(c)

⁹ Tex. Tax Code §26.012(13)

¹⁰ Tex. Tax Code §26.012(13)

¹¹ Tex. Tax Code §26.012, 26.04(c-2)

¹² Tex. Tax Code §26.03(c)

Line	No-New-Revenue Tax Rate Worksheet	Amount/Rate
19.	<p>Total value of properties under protest or not included on certified appraisal roll. ¹³</p> <p>A. 2023 taxable value of properties under protest. The chief appraiser certifies a list of properties still under ARB protest. The list shows the appraisal district's value and the taxpayer's claimed value, if any, or an estimate of the value if the taxpayer wins. For each of the properties under protest, use the lowest of these values. Enter the total value under protest. ¹⁴ \$ <u>1,130,260</u></p> <p>B. 2023 value of properties not under protest or included on certified appraisal roll. The chief appraiser gives taxing units a list of those taxable properties that the chief appraiser knows about but are not included in the appraisal roll certification. These properties also are not on the list of properties that are still under protest. On this list of properties, the chief appraiser includes the market value, appraised value and exemptions for the preceding year and a reasonable estimate of the market value, appraised value and exemptions for the current year. Use the lower market, appraised or taxable value (as appropriate). Enter the total value of property not on the certified roll. ¹⁵ + \$ <u>0</u></p> <p>C. Total value under protest or not certified. Add A and B. \$ <u>1,130,260</u></p>	
20.	2023 tax ceilings. Counties, cities and junior colleges enter 2023 total taxable value of homesteads with tax ceilings. These include the homesteads of homeowners age 65 or older or disabled. Other taxing units enter 0. If your taxing unit adopted the tax ceiling provision in 2022 or a prior year for homeowners age 65 or older or disabled, use this step. ¹⁶	\$ <u>144,963,340</u>
21.	2023 total taxable value. Add Lines 18E and 19C. Subtract Line 20. ¹⁷	\$ <u>3,421,594,524</u>
22.	Total 2023 taxable value of properties in territory annexed after Jan. 1, 2022. Include both real and personal property. Enter the 2023 value of property in territory annexed. ¹⁸	\$ <u>0</u>
23.	Total 2023 taxable value of new improvements and new personal property located in new improvements. New means the item was not on the appraisal roll in 2022. An improvement is a building, structure, fixture or fence erected on or affixed to land. New additions to existing improvements may be included if the appraised value can be determined. New personal property in a new improvement must have been brought into the taxing unit after Jan. 1, 2022 and be located in a new improvement. New improvements do include property on which a tax abatement agreement has expired for 2023. ¹⁹	\$ <u>742,456,434</u>
24.	Total adjustments to the 2023 taxable value. Add Lines 22 and 23.	\$ <u>742,456,434</u>
25.	Adjusted 2023 taxable value. Subtract Line 24 from Line 21.	\$ <u>2,679,138,090</u>
26.	2023 NNR tax rate. Divide Line 17 by Line 25 and multiply by \$100. ²⁰	\$ <u>0.3502</u> /\$100
27.	COUNTIES ONLY. Add together the NNR tax rates for each type of tax the county levies. The total is the 2023 county NNR tax rate. ²¹	\$ <u>0.3989</u> /\$100

SECTION 2: Voter-Approval Tax Rate

The voter-approval tax rate is the highest tax rate that a taxing unit may adopt without holding an election to seek voter approval of the rate. The voter-approval tax rate is split into two separate rates:

- Maintenance and Operations (M&O) Tax Rate:** The M&O portion is the tax rate that is needed to raise the same amount of taxes that the taxing unit levied in the prior year plus the applicable percentage allowed by law. This rate accounts for such things as salaries, utilities and day-to-day operations.
- Debt Rate:** The debt rate includes the debt service necessary to pay the taxing unit's debt payments in the coming year. This rate accounts for principal and interest on bonds and other debt secured by property tax revenue.

The voter-approval tax rate for a county is the sum of the voter-approval tax rates calculated for each type of tax the county levies. In most cases the voter-approval tax rate exceeds the no-new-revenue tax rate, but occasionally decreases in a taxing unit's debt service will cause the NNR tax rate to be higher than the voter-approval tax rate.

Line	Voter-Approval Tax Rate Worksheet	Amount/Rate
28.	2022 M&O tax rate. Enter the 2022 M&O tax rate.	\$ <u>0.3650</u> /\$100
29.	2022 taxable value, adjusted for actual and potential court-ordered adjustments. Enter the amount in Line 8 of the <i>No-New-Revenue Tax Rate Worksheet</i> .	\$ <u>2,570,697,321</u>

¹³ Tex. Tax Code §26.01(c) and (d)
¹⁴ Tex. Tax Code §26.01(c)
¹⁵ Tex. Tax Code §26.01(d)
¹⁶ Tex. Tax Code §26.012(6)(B)
¹⁷ Tex. Tax Code §26.012(6)
¹⁸ Tex. Tax Code §26.012(17)
¹⁹ Tex. Tax Code §26.012(17)
²⁰ Tex. Tax Code §26.04(c)
²¹ Tex. Tax Code §26.04(d)

Line	Voter-Approval Tax Rate Worksheet	Amount/Rate
30.	Total 2022 M&O levy. Multiply Line 28 by Line 29 and divide by \$100	\$ 9,383,045
31.	<p>Adjusted 2022 levy for calculating NNR M&O rate.</p> <p>A. M&O taxes refunded for years preceding tax year 2022. Enter the amount of M&O taxes refunded in the preceding year for taxes before that year. Types of refunds include court decisions, Tax Code Section 25.25(b) and (c) corrections and Tax Code Section 31.11 payment errors. Do not include refunds for tax year 2022. This line applies only to tax years preceding tax year 2022. + \$ 6,958</p> <p>B. 2022 taxes in TIF. Enter the amount of taxes paid into the tax increment fund for a reinvestment zone as agreed by the taxing unit. If the taxing unit has no 2023 captured appraised value in Line 18D, enter 0. - \$ 0</p> <p>C. 2022 transferred function. If discontinuing all of a department, function or activity and transferring it to another taxing unit by written contract, enter the amount spent by the taxing unit discontinuing the function in the 12 months preceding the month of this calculation. If the taxing unit did not operate this function for this 12-month period, use the amount spent in the last full fiscal year in which the taxing unit operated the function. The taxing unit discontinuing the function will subtract this amount in D below. The taxing unit receiving the function will add this amount in D below. Other taxing units enter 0. +/- \$ 0</p> <p>D. 2022 M&O levy adjustments. Subtract B from A. For taxing unit with C, subtract if discontinuing function and add if receiving function. \$ 6,958</p> <p>E. Add Line 30 to 31D.</p>	\$ 9,390,003
32.	Adjusted 2023 taxable value. Enter the amount in Line 25 of the <i>No-New-Revenue Tax Rate Worksheet</i> .	\$ 2,679,138,090
33.	2023 NNR M&O rate (unadjusted). Divide Line 31E by Line 32 and multiply by \$100.	\$ 0.3504 /\$100
34.	<p>Rate adjustment for state criminal justice mandate. ²³ If not applicable or less than zero, enter 0.</p> <p>A. 2023 state criminal justice mandate. Enter the amount spent by a county in the previous 12 months providing for the maintenance and operation cost of keeping inmates in county-paid facilities after they have been sentenced. Do not include any state reimbursement received by the county for the same purpose. \$ 0</p> <p>B. 2022 state criminal justice mandate. Enter the amount spent by a county in the 12 months prior to the previous 12 months providing for the maintenance and operation cost of keeping inmates in county-paid facilities after they have been sentenced. Do not include any state reimbursement received by the county for the same purpose. Enter zero if this is the first time the mandate applies. - \$ 0</p> <p>C. Subtract B from A and divide by Line 32 and multiply by \$100. \$ 0 /\$100</p> <p>D. Enter the rate calculated in C. If not applicable, enter 0.</p>	\$ 0 /\$100
35.	<p>Rate adjustment for indigent health care expenditures. ²⁴ If not applicable or less than zero, enter 0.</p> <p>A. 2023 indigent health care expenditures. Enter the amount paid by a taxing unit providing for the maintenance and operation cost of providing indigent health care for the period beginning on July 1, 2022 and ending on June 30, 2023, less any state assistance received for the same purpose. \$ 0</p> <p>B. 2022 indigent health care expenditures. Enter the amount paid by a taxing unit providing for the maintenance and operation cost of providing indigent health care for the period beginning on July 1, 2021 and ending on June 30, 2022, less any state assistance received for the same purpose. - \$ 0</p> <p>C. Subtract B from A and divide by Line 32 and multiply by \$100. \$ 0 /\$100</p> <p>D. Enter the rate calculated in C. If not applicable, enter 0.</p>	\$ 0 /\$100

²² [Reserved for expansion]

²³ Tex. Tax Code §26.044

²⁴ Tex. Tax Code §26.0441

Line	Voter-Approval Tax Rate Worksheet	Amount/Rate
36.	<p>Rate adjustment for county indigent defense compensation. ²⁵ If not applicable or less than zero, enter 0.</p> <p>A. 2023 indigent defense compensation expenditures. Enter the amount paid by a county to provide appointed counsel for indigent individuals and fund the operations of a public defender's office under Article 26.044, Code of Criminal Procedure for the period beginning on July 1, 2022 and ending on June 30, 2023, less any state grants received by the county for the same purpose..... \$ 439,713</p> <p>B. 2022 indigent defense compensation expenditures. Enter the amount paid by a county to provide appointed counsel for indigent individuals and fund the operations of a public defender's office under Article 26.044, Code of Criminal Procedure for the period beginning on July 1, 2021 and ending on June 30, 2022, less any state grants received by the county for the same purpose..... \$ 225,254</p> <p>C. Subtract B from A and divide by Line 32 and multiply by \$100..... \$ 0.0080 /\$100</p> <p>D. Multiply B by 0.05 and divide by Line 32 and multiply by \$100..... \$ 0.0004 /\$100</p> <p>E. Enter the lesser of C and D. If not applicable, enter 0.</p>	\$ 0.0004 /\$100
37.	<p>Rate adjustment for county hospital expenditures. ²⁶ If not applicable or less than zero, enter 0.</p> <p>A. 2023 eligible county hospital expenditures. Enter the amount paid by the county or municipality to maintain and operate an eligible county hospital for the period beginning on July 1, 2022 and ending on June 30, 2023. \$ 0</p> <p>B. 2022 eligible county hospital expenditures. Enter the amount paid by the county or municipality to maintain and operate an eligible county hospital for the period beginning on July 1, 2021 and ending on June 30, 2022. \$ 0</p> <p>C. Subtract B from A and divide by Line 32 and multiply by \$100..... \$ 0 /\$100</p> <p>D. Multiply B by 0.08 and divide by Line 32 and multiply by \$100..... \$ 0 /\$100</p> <p>E. Enter the lesser of C and D, if applicable. If not applicable, enter 0.</p>	\$ 0 /\$100
38.	<p>Rate adjustment for defunding municipality. This adjustment only applies to a municipality that is considered to be a defunding municipality for the current tax year under Chapter 109, Local Government Code. Chapter 109, Local Government Code only applies to municipalities with a population of more than 250,000 and includes a written determination by the Office of the Governor. See Tax Code Section 26.0444 for more information.</p> <p>A. Amount appropriated for public safety in 2022. Enter the amount of money appropriated for public safety in the budget adopted by the municipality for the preceding fiscal year \$ 0</p> <p>B. Expenditures for public safety in 2022. Enter the amount of money spent by the municipality for public safety during the preceding fiscal year \$ 0</p> <p>C. Subtract B from A and divide by Line 32 and multiply by \$100 \$ 0 /\$100</p> <p>D. Enter the rate calculated in C. If not applicable, enter 0.</p>	\$ 0 /\$100
39.	<p>Adjusted 2023 NNR M&O rate. Add Lines 33, 34D, 35D, 36E, and 37E. Subtract Line 38D.</p>	\$ 0.3508 /\$100
40.	<p>Adjustment for 2022 sales tax specifically to reduce property taxes. Cities, counties and hospital districts that collected and spent additional sales tax on M&O expenses in 2022 should complete this line. These entities will deduct the sales tax gain rate for 2023 in Section 3. Other taxing units, enter zero.</p> <p>A. Enter the amount of additional sales tax collected and spent on M&O expenses in 2022, if any. Counties must exclude any amount that was spent for economic development grants from the amount of sales tax spent \$ 1,440,005</p> <p>B. Divide Line 40A by Line 32 and multiply by \$100 \$ 0.0537 /\$100</p> <p>C. Add Line 40B to Line 39.</p>	\$ 0.4045 /\$100
41.	<p>2023 voter-approval M&O rate. Enter the rate as calculated by the appropriate scenario below.</p> <p>Special Taxing Unit. If the taxing unit qualifies as a special taxing unit, multiply Line 40C by 1.08.</p> <p>- or -</p> <p>Other Taxing Unit. If the taxing unit does not qualify as a special taxing unit, multiply Line 40C by 1.035.</p>	\$ 0.4186 /\$100

²⁵ Tex. Tax Code §26.0442
²⁶ Tex. Tax Code §26.0443

Line	Voter-Approval Tax Rate Worksheet	Amount/Rate
D41.	<p>Disaster Line 41 (D41): 2023 voter-approval M&O rate for taxing unit affected by disaster declaration. If the taxing unit is located in an area declared a disaster area and at least one person is granted an exemption under Tax Code Section 11.35 for property located in the taxing unit, the governing body may direct the person calculating the voter-approval tax rate to calculate in the manner provided for a special taxing unit. The taxing unit shall continue to calculate the voter-approval tax rate in this manner until the earlier of</p> <p>1) the first year in which total taxable value on the certified appraisal roll exceeds the total taxable value of the tax year in which the disaster occurred, or</p> <p>2) the third tax year after the tax year in which the disaster occurred</p> <p>If the taxing unit qualifies under this scenario, multiply Line 40C by 1.08. ²⁷ If the taxing unit does not qualify, do not complete Disaster Line 41 (Line D41).</p>	\$ 0 /\$100
42.	<p>Total 2023 debt to be paid with property taxes and additional sales tax revenue. Debt means the interest and principal that will be paid on debts that:</p> <p>(1) are paid by property taxes,</p> <p>(2) are secured by property taxes,</p> <p>(3) are scheduled for payment over a period longer than one year, and</p> <p>(4) are not classified in the taxing unit’s budget as M&O expenses.</p> <p>A. Debt also includes contractual payments to other taxing units that have incurred debts on behalf of this taxing unit, if those debts meet the four conditions above. Include only amounts that will be paid from property tax revenue. Do not include appraisal district budget payments. If the governing body of a taxing unit authorized or agreed to authorize a bond, warrant, certificate of obligation, or other evidence of indebtedness on or after Sept. 1, 2021, verify if it meets the amended definition of debt before including it here. ²⁸</p> <p>Enter debt amount \$ 0</p> <p>B. Subtract unencumbered fund amount used to reduce total debt. - \$ 0</p> <p>C. Subtract certified amount spent from sales tax to reduce debt (enter zero if none) - \$ 0</p> <p>D. Subtract amount paid from other resources - \$ 0</p> <p>E. Adjusted debt. Subtract B, C and D from A. \$ 0</p>	\$ 0
43.	Certified 2022 excess debt collections. Enter the amount certified by the collector. ²⁹	\$ 0
44.	Adjusted 2023 debt. Subtract Line 43 from Line 42E.	\$ 0
45.	<p>2023 anticipated collection rate.</p> <p>A. Enter the 2023 anticipated collection rate certified by the collector. ³⁰ 0 %</p> <p>B. Enter the 2022 actual collection rate. 0 %</p> <p>C. Enter the 2021 actual collection rate. 0 %</p> <p>D. Enter the 2020 actual collection rate. 0 %</p> <p>E. If the anticipated collection rate in A is lower than actual collection rates in B, C and D, enter the lowest collection rate from B, C and D. If the anticipated rate in A is higher than at least one of the rates in the prior three years, enter the rate from A. Note that the rate can be greater than 100%. ³¹</p>	0 %
46.	2023 debt adjusted for collections. Divide Line 44 by Line 45E.	\$ 0
47.	2023 total taxable value. Enter the amount on Line 21 of the <i>No-New-Revenue Tax Rate Worksheet</i> .	\$ 3,421,594,524
48.	2023 debt rate. Divide Line 46 by Line 47 and multiply by \$100.	\$ 0 /\$100
49.	2023 voter-approval tax rate. Add Lines 41 and 48.	\$ 0.4186 /\$100
D49.	<p>Disaster Line 49 (D49): 2023 voter-approval tax rate for taxing unit affected by disaster declaration. Complete this line if the taxing unit calculated the voter-approval tax rate in the manner provided for a special taxing unit on Line D41. Add Line D41 and 48.</p>	\$ /\$100

²⁷ Tex. Tax Code §26.042(a)
²⁸ Tex. Tax Code §26.012(7)
²⁹ Tex. Tax Code §26.012(10) and 26.04(b)
³⁰ Tex. Tax Code §26.04(b)
³¹ Tex. Tax Code §§26.04(h), (h-1) and (h-2)

Line	Voter-Approval Tax Rate Worksheet	Amount/Rate
50.	COUNTIES ONLY. Add together the voter-approval tax rates for each type of tax the county levies. The total is the 2023 county voter-approval tax rate.	\$ 0.4690 /\$100

SECTION 3: NNR Tax Rate and Voter-Approval Tax Rate Adjustments for Additional Sales Tax to Reduce Property Taxes

Cities, counties and hospital districts may levy a sales tax specifically to reduce property taxes. Local voters by election must approve imposing or abolishing the additional sales tax. If approved, the taxing unit must reduce its NNR and voter-approval tax rates to offset the expected sales tax revenue. This section should only be completed by a county, city or hospital district that is required to adjust its NNR tax rate and/or voter-approval tax rate because it adopted the additional sales tax.

Line	Additional Sales and Use Tax Worksheet	Amount/Rate
51.	Taxable Sales. For taxing units that adopted the sales tax in November 2022 or May 2023, enter the Comptroller’s estimate of taxable sales for the previous four quarters. ³² Estimates of taxable sales may be obtained through the Comptroller’s Allocation Historical Summary webpage. Taxing units that adopted the sales tax before November 2022, enter 0.	\$ 0
52.	Estimated sales tax revenue. Counties exclude any amount that is or will be spent for economic development grants from the amount of estimated sales tax revenue. ³³ Taxing units that adopted the sales tax in November 2022 or in May 2023. Multiply the amount on Line 51 by the sales tax rate (.01, .005 or .0025, as applicable) and multiply the result by .95. ³⁴ - or - Taxing units that adopted the sales tax before November 2022. Enter the sales tax revenue for the previous four quarters. Do not multiply by .95.	\$ 1,592,025
53.	2023 total taxable value. Enter the amount from Line 21 of the <i>No-New-Revenue Tax Rate Worksheet</i> .	\$ 3,421,594,524
54.	Sales tax adjustment rate. Divide Line 52 by Line 53 and multiply by \$100.	\$ 0.0465 /\$100
55.	2023 NNR tax rate, unadjusted for sales tax. ³⁵ Enter the rate from Line 26 or 27, as applicable, on the <i>No-New-Revenue Tax Rate Worksheet</i> .	\$ 0.3989 /\$100
56.	2023 NNR tax rate, adjusted for sales tax. Taxing units that adopted the sales tax in November 2022 or in May 2023. Subtract Line 54 from Line 55. Skip to Line 57 if you adopted the additional sales tax before November 2022.	\$ 0.3989 /\$100
57.	2023 voter-approval tax rate, unadjusted for sales tax. ³⁶ Enter the rate from Line 49, Line D49 (disaster) or Line 50 (counties) as applicable, of the <i>Voter-Approval Tax Rate Worksheet</i> .	\$ 0.4690 /\$100
58.	2023 voter-approval tax rate, adjusted for sales tax. Subtract Line 54 from Line 57.	\$ 0.4225 /\$100

SECTION 4: Voter-Approval Tax Rate Adjustment for Pollution Control

A taxing unit may raise its rate for M&O funds used to pay for a facility, device or method for the control of air, water or land pollution. This includes any land, structure, building, installation, excavation, machinery, equipment or device that is used, constructed, acquired or installed wholly or partly to meet or exceed pollution control requirements. The taxing unit’s expenses are those necessary to meet the requirements of a permit issued by the Texas Commission on Environmental Quality (TCEQ). The taxing unit must provide the tax assessor with a copy of the TCEQ letter of determination that states the portion of the cost of the installation for pollution control.

This section should only be completed by a taxing unit that uses M&O funds to pay for a facility, device or method for the control of air, water or land pollution.

Line	Voter-Approval Rate Adjustment for Pollution Control Requirements Worksheet	Amount/Rate
59.	Certified expenses from the Texas Commission on Environmental Quality (TCEQ). Enter the amount certified in the determination letter from TCEQ. ³⁷ The taxing unit shall provide its tax assessor-collector with a copy of the letter. ³⁸	\$ 0
60.	2023 total taxable value. Enter the amount from Line 21 of the <i>No-New-Revenue Tax Rate Worksheet</i> .	\$ 3,421,594,524
61.	Additional rate for pollution control. Divide Line 59 by Line 60 and multiply by \$100.	\$ 0 /\$100
62.	2023 voter-approval tax rate, adjusted for pollution control. Add Line 61 to one of the following lines (as applicable): Line 49, Line D49 (disaster), Line 50 (counties) or Line 58 (taxing units with the additional sales tax).	\$ 0.4225 /\$100

³² Tex. Tax Code §26.041(d)
³³ Tex. Tax Code §26.041(i)
³⁴ Tex. Tax Code §26.041(d)
³⁵ Tex. Tax Code §26.04(c)
³⁶ Tex. Tax Code §26.04(c)
³⁷ Tex. Tax Code §26.045(d)
³⁸ Tex. Tax Code §26.045(i)

SECTION 5: Voter-Approval Tax Rate Adjustment for Unused Increment Rate

The unused increment rate is the rate equal to the difference between the adopted tax rate and voter-approval tax rate adjusted to remove the unused increment rate for the prior three years.³⁹ In a year where a taxing unit adopts a rate by applying any portion of the unused increment rate, the portion of the unused increment rate must be backed out of the calculation for that year.

The difference between the adopted tax rate and adjusted voter-approval tax rate is considered zero in the following scenarios:

- a tax year before 2020;⁴⁰
- a tax year in which the municipality is a defunding municipality, as defined by Tax Code Section 26.0501(a);⁴¹ or
- after Jan. 1, 2022, a tax year in which the comptroller determines that the county implemented a budget reduction or reallocation described by Local Government Code Section 120.002(a) without the required voter approval.⁴²

Individual components can be negative, but the overall rate would be the greater of zero or the calculated rate.

This section should only be completed by a taxing unit that does not meet the definition of a special taxing unit.⁴³

Line	Unused Increment Rate Worksheet	Amount/Rate
63. Year 3 component.	Subtract the 2022 actual tax rate and the 2022 unused increment rate from the 2022 voter-approval tax rate.	
A.	Voter-approval tax rate (Line 67).....	\$ 0.4324 /\$100
B.	Unused increment rate (Line 66).....	\$ 0.0371 /\$100
C.	Subtract B from A.....	\$ 0.3953 /\$100
D.	Adopted Tax Rate.....	\$ 0.4158 /\$100
E.	Subtract D from C.....	\$ -0.0205 /\$100
64. Year 2 component.	Subtract the 2021 actual tax rate and the 2021 unused increment rate from the 2021 voter-approval tax rate.	
A.	Voter-approval tax rate (Line 67).....	\$ 0.4754 /\$100
B.	Unused increment rate (Line 66).....	\$ 0.0282 /\$100
C.	Subtract B from A.....	\$ 0.4472 /\$100
D.	Adopted Tax Rate.....	\$ 0.4383 /\$100
E.	Subtract D from C.....	\$ 0.0089 /\$100
65. Year 1 component.	Subtract the 2020 actual tax rate and the 2020 unused increment rate from the 2020 voter-approval tax rate.	
A.	Voter-approval tax rate (Line 65).....	\$ 0.4556 /\$100
B.	Unused increment rate (Line 64).....	\$ 0.0000 /\$100
C.	Subtract B from A.....	\$ 0.4556 /\$100
D.	Adopted Tax Rate.....	\$ 0.4274 /\$100
E.	Subtract D from C.....	\$ 0.0282 /\$100
66. 2023 unused increment rate.	Add Lines 63E, 64E and 65E.	\$ 0.0166 /\$100
67. Total 2023 voter-approval tax rate, including the unused increment rate.	Add Line 66 to one of the following lines (as applicable): Line 49, Line D49 (disaster), Line 50 (counties), Line 58 (taxing units with the additional sales tax) or Line 62 (taxing units with pollution control).	\$ 0.4391 /\$100

³⁹ Tex. Tax Code §26.013(a)

⁴⁰ Tex. Tax Code §26.013(c)

⁴¹ Tex. Tax Code §§26.0501(a) and (c)

⁴² Tex. Local Gov't Code §120.007(d), effective Jan. 1, 2022

⁴³ Tex. Tax Code §26.063(a)(1)

⁴⁴ Tex. Tax Code §26.012(8-a)

⁴⁵ Tex. Tax Code §26.063(a)(1)

SECTION 6: De Minimis Rate

The de minimis rate is the rate equal to the sum of the no-new-revenue maintenance and operations rate, the rate that will raise \$500,000, and the current debt rate for a taxing unit.⁴⁴

This section should only be completed by a taxing unit that is a municipality of less than 30,000 or a taxing unit that does not meet the definition of a special taxing unit.⁴⁵

Line	De Minimis Rate Worksheet	Amount/Rate
68.	Adjusted 2023 NNR M&O tax rate. Enter the rate from Line 39 of the <i>Voter-Approval Tax Rate Worksheet</i>	\$ 0.3995 /\$100
69.	2023 total taxable value. Enter the amount on Line 21 of the <i>No-New-Revenue Tax Rate Worksheet</i> .	\$ 3,421,594,524
70.	Rate necessary to impose \$500,000 in taxes. Divide \$500,000 by Line 69 and multiply by \$100.	\$ 0.0146 /\$100
71.	2023 debt rate. Enter the rate from Line 48 of the <i>Voter-Approval Tax Rate Worksheet</i> .	\$ 0 /\$100
72.	De minimis rate. Add Lines 68, 70 and 71.	\$ 0.4141 /\$100

SECTION 7: Voter Approval Tax Rate Adjustment for Emergency Revenue Rate

In the tax year after the end of the disaster calculation time period detailed in Tax Code Section 26.042(a), a taxing unit that calculated its voter-approval tax rate in the manner provided for a special taxing unit due to a disaster must calculate its emergency revenue rate and reduce its voter-approval tax rate for that year.⁴⁶

Similarly, if a taxing unit adopted a tax rate that exceeded its voter-approval tax rate, calculated normally, without holding an election to respond to a disaster, as allowed by Tax Code Section 26.042(d), in the prior year, it must also reduce its voter-approval tax rate for the current tax year.⁴⁷

This section will apply to a taxing unit other than a special taxing unit that:

- directed the designated officer or employee to calculate the voter-approval tax rate of the taxing unit in the manner provided for a special taxing unit in the prior year; and
- the current year is the first tax year in which the total taxable value of property taxable by the taxing unit as shown on the appraisal roll for the taxing unit submitted by the assessor for the taxing unit to the governing body exceeds the total taxable value of property taxable by the taxing unit on January 1 of the tax year in which the disaster occurred or the disaster occurred four years ago. This section will apply to a taxing unit in a disaster area that adopted a tax rate greater than its voter-approval tax rate without holding an election in the prior year.

Note: This section does not apply if a taxing unit is continuing to calculate its voter-approval tax rate in the manner provided for a special taxing unit because it is still within the disaster calculation time period detailed in Tax Code Section 26.042(a) because it has not met the conditions in Tax Code Section 26.042(a)(1) or (2).

Line	Emergency Revenue Rate Worksheet	Amount/Rate
73.	2022 adopted tax rate. Enter the rate in Line 4 of the <i>No-New-Revenue Tax Rate Worksheet</i> .	\$ 0.4158 /\$100
74.	Adjusted 2022 voter-approval tax rate. Use the taxing unit's Tax Rate Calculation Worksheets from the prior year(s) to complete this line. If a disaster occurred in 2022 and the taxing unit calculated its 2022 voter-approval tax rate using a multiplier of 1.08 on Disaster Line 41 (D41) of the 2022 worksheet due to a disaster, complete the applicable sections or lines of Form 50-856-a, Adjusted Voter-Approval Tax Rate for Taxing Units in Disaster Area Calculation Worksheet. - or - If a disaster occurred prior to 2022 for which the taxing unit continued to calculate its voter-approval tax rate using a multiplier of 1.08 on Disaster Line 41 (D41) in 2022, complete the separate <i>Adjusted Voter-Approval Tax Rate for Taxing Units in Disaster Area Calculation Worksheet</i> to recalculate the voter-approval tax rate the taxing unit would have calculated in 2022 if it had generated revenue based on an adopted tax rate using a multiplier of 1.035 in the year(s) following the disaster. ⁴⁸ Enter the final adjusted 2022 voter-approval tax rate from the worksheet. - or - If the taxing unit adopted a tax rate above the 2022 voter-approval tax rate without calculating a disaster tax rate or holding an election due to a disaster, no recalculation is necessary. Enter the voter-approval tax rate from the prior year's worksheet.	\$ 0 /\$100
75.	Increase in 2022 tax rate due to disaster. Subtract Line 74 from Line 73.	\$ 0 /\$100
76.	Adjusted 2022 taxable value. Enter the amount in Line 14 of the <i>No-New-Revenue Tax Rate Worksheet</i> .	\$ 2,569,182,871
77.	Emergency revenue. Multiply Line 75 by Line 76 and divide by \$100.	\$ 0
78.	Adjusted 2023 taxable value. Enter the amount in Line 25 of the <i>No-New-Revenue Tax Rate Worksheet</i> .	\$ 2,679,138,090
79.	Emergency revenue rate. Divide Line 77 by Line 78 and multiply by \$100. ⁴⁹	\$ 0 /\$100

⁴⁶ Tex. Tax Code §26.042(b)

⁴⁷ Tex. Tax Code §26.042(f)

⁴⁸ Tex. Tax Code §26.042(c)

⁴⁹ Tex. Tax Code §26.042(b)

Line	Emergency Revenue Rate Worksheet	Amount/Rate
80.	2023 voter-approval tax rate, adjusted for emergency revenue. Subtract Line 79 from one of the following lines (as applicable): Line 49, Line D49 (disaster), Line 50 (counties), Line 58 (taxing units with the additional sales tax), Line 62 (taxing units with pollution control) or Line 67 (taxing units with the unused increment rate).	\$ 0.4391 /\$100

SECTION 8: Total Tax Rate

Indicate the applicable total tax rates as calculated above.

- No-new-revenue tax rate.** \$ 0.3989 /\$100
 As applicable, enter the 2023 NNR tax rate from: Line 26, Line 27 (counties), or Line 56 (adjusted for sales tax).
 Indicate the line number used: 27

- Voter-approval tax rate.** \$ 0.4391 /\$100
 As applicable, enter the 2023 voter-approval tax rate from: Line 49, Line D49 (disaster), Line 50 (counties), Line 58 (adjusted for sales tax), Line 62 (adjusted for pollution control), Line 67 (adjusted for unused increment), or Line 80 (adjusted for emergency revenue).
 Indicate the line number used: 67

- De minimis rate.** \$ 0.4141 /\$100
 If applicable, enter the 2023 de minimis rate from Line 72.

SECTION 9: Taxing Unit Representative Name and Signature

Enter the name of the person preparing the tax rate as authorized by the governing body of the taxing unit. By signing below, you certify that you are the designated officer or employee of the taxing unit and have accurately calculated the tax rates using values that are the same as the values shown in the taxing unit's certified appraisal roll or certified estimate of taxable value, in accordance with requirements in the Tax Code.⁵⁰

print here ➔

 Printed Name of Taxing Unit Representative

sign here ➔

 Taxing Unit Representative

 Date

⁵⁰ Tex. Tax Code §§26.04(c-2) and (d-2)

2023 Tax Rate Calculation Worksheet

Taxing Units Other Than School Districts or Water Districts

Form 50-856

Jackson County

Farm to Market/ Flood Control

Taxing Unit Name

Phone (area code and number)

Taxing Unit's Address, City, State, ZIP Code

Taxing Unit's Website Address

GENERAL INFORMATION: Tax Code Section 26.04(c) requires an officer or employee designated by the governing body to calculate the no-new-revenue (NNR) tax rate and voter-approval tax rate for the taxing unit. These tax rates are expressed in dollars per \$100 of taxable value calculated. The calculation process starts after the chief appraiser delivers to the taxing unit the certified appraisal roll and the estimated values of properties under protest. The designated officer or employee shall certify that the officer or employee has accurately calculated the tax rates and used values shown for the certified appraisal roll or certified estimate. The officer or employee submits the rates to the governing body by Aug. 7 or as soon thereafter as practicable.

School districts do not use this form, but instead use Comptroller Form 50-859 *Tax Rate Calculation Worksheet, School District without Chapter 313 Agreements* or Comptroller Form 50-884 *Tax Rate Calculation Worksheet, School District with Chapter 313 Agreements*.

Water districts as defined under Water Code Section 49.001(1) do not use this form, but instead use Comptroller Form 50-858 *Water District Voter-Approval Tax Rate Worksheet for Low Tax Rate and Developing Districts* or Comptroller Form 50-860 *Developed Water District Voter-Approval Tax Rate Worksheet*.

The Comptroller's office provides this worksheet to assist taxing units in determining tax rates. The information provided in this worksheet is offered as technical assistance and not legal advice. Taxing units should consult legal counsel for interpretations of law regarding tax rate preparation and adoption.

SECTION 1: No-New-Revenue Tax Rate

The NNR tax rate enables the public to evaluate the relationship between taxes for the prior year and for the current year based on a tax rate that would produce the same amount of taxes (no new taxes) if applied to the same properties that are taxed in both years. When appraisal values increase, the NNR tax rate should decrease.

The NNR tax rate for a county is the sum of the NNR tax rates calculated for each type of tax the county levies.

While uncommon, it is possible for a taxing unit to provide an exemption for only maintenance and operations taxes. In this case, the taxing unit will need to calculate the NNR tax rate separately for the maintenance and operations tax and the debt tax, then add the two components together.

Line	No-New-Revenue Tax Rate Worksheet	Amount/Rate
1.	2022 total taxable value. Enter the amount of 2022 taxable value on the 2022 tax roll today. Include any adjustments since last year's certification; exclude Tax Code Section 25.25(d) one-fourth and one-third over-appraisal corrections from these adjustments. Exclude any property value subject to an appeal under Chapter 42 as of July 25 (will add undisputed value in Line 6). This total includes the taxable value of homesteads with tax ceilings (will deduct in Line 2) and the captured value for tax increment financing (adjustment is made by deducting TIF taxes, as reflected in Line 17). ¹	\$ 2,692,687,284
2.	2022 tax ceilings. Counties, cities and junior college districts. Enter 2022 total taxable value of homesteads with tax ceilings. These include the homesteads of homeowners age 65 or older or disabled. Other taxing units enter 0. If your taxing unit adopted the tax ceiling provision in 2022 or a prior year for homeowners age 65 or older or disabled, use this step. ²	\$ 127,624,573
3.	Preliminary 2022 adjusted taxable value. Subtract Line 2 from Line 1.	\$ 2,565,062,711
4.	2022 total adopted tax rate.	\$ 0.0508 /\$100
5.	2022 taxable value lost because court appeals of ARB decisions reduced 2022 appraised value.	
	A. Original 2022 ARB values:	\$ 0
	B. 2022 values resulting from final court decisions:	-\$ 0
	C. 2022 value loss. Subtract B from A. ³	\$ 0
6.	2022 taxable value subject to an appeal under Chapter 42, as of July 25.	
	A. 2022 ARB certified value:	\$ 0
	B. 2022 disputed value:	-\$ 0
	C. 2022 undisputed value. Subtract B from A. ⁴	\$ 0
7.	2022 Chapter 42 related adjusted values. Add Line 5C and Line 6C.	\$ 0

¹ Tex. Tax Code §26.012(14)

² Tex. Tax Code §26.012(14)

³ Tex. Tax Code §26.012(13)

⁴ Tex. Tax Code §26.012(13)

Line	No-New-Revenue Tax Rate Worksheet	Amount/Rate
8.	2022 taxable value, adjusted for actual and potential court-ordered adjustments. Add Line 3 and Line 7.	\$ 2,565,062,711
9.	2022 taxable value of property in territory the taxing unit deannexed after Jan. 1, 2022. Enter the 2022 value of property in deannexed territory. ⁵	\$ 0
10.	<p>2022 taxable value lost because property first qualified for an exemption in 2023. If the taxing unit increased an original exemption, use the difference between the original exempted amount and the increased exempted amount. Do not include value lost due to freeport, goods-in-transit, temporary disaster exemptions. Note that lowering the amount or percentage of an existing exemption in 2023 does not create a new exemption or reduce taxable value.</p> <p>A. Absolute exemptions. Use 2022 market value: \$ 0</p> <p>B. Partial exemptions. 2023 exemption amount or 2023 percentage exemption times 2022 value: + \$ 1,523,450</p> <p>C. Value loss. Add A and B.⁶</p>	\$ 1,523,450
11.	<p>2022 taxable value lost because property first qualified for agricultural appraisal (1-d or 1-d-1), timber appraisal, recreational/scenic appraisal or public access airport special appraisal in 2023. Use only properties that qualified in 2023 for the first time; do not use properties that qualified in 2022.</p> <p>A. 2022 market value: \$ 0</p> <p>B. 2023 productivity or special appraised value: - \$ 0</p> <p>C. Value loss. Subtract B from A.⁷</p>	\$ 0
12.	Total adjustments for lost value. Add Lines 9, 10C and 11C.	\$ 1,523,450
13.	2022 captured value of property in a TIF. Enter the total value of 2022 captured appraised value of property taxable by a taxing unit in a tax increment financing zone for which 2022 taxes were deposited into the tax increment fund. ⁸ If the taxing unit has no captured appraised value in line 18D, enter 0.	\$ 0
14.	2022 total value. Subtract Line 12 and Line 13 from Line 8.	\$ 2,563,539,261
15.	Adjusted 2022 total levy. Multiply Line 4 by Line 14 and divide by \$100.	\$ 1,302,277
16.	Taxes refunded for years preceding tax year 2022. Enter the amount of taxes refunded by the taxing unit for tax years preceding tax year 2022. Types of refunds include court decisions, Tax Code Section 25.25(b) and (c) corrections and Tax Code Section 31.11 payment errors. Do not include refunds for tax year 2022. This line applies only to tax years preceding tax year 2022. ⁹	\$ 1,121
17.	Adjusted 2022 levy with refunds and TIF adjustment. Add Lines 15 and 16. ¹⁰	\$ 1,303,398
18.	<p>Total 2023 taxable value on the 2023 certified appraisal roll today. This value includes only certified values or certified estimate of values and includes the total taxable value of homesteads with tax ceilings (will deduct in Line 20). These homesteads include homeowners age 65 or older or disabled.¹¹</p> <p>A. Certified values: \$ 3,549,887,095</p> <p>B. Counties: Include railroad rolling stock values certified by the Comptroller's office: + \$ 9,675,181</p> <p>C. Pollution control and energy storage system exemption: Deduct the value of property exempted for the current tax year for the first time as pollution control or energy storage system property: - \$ 0</p> <p>D. Tax increment financing: Deduct the 2023 captured appraised value of property taxable by a taxing unit in a tax increment financing zone for which the 2023 taxes will be deposited into the tax increment fund. Do not include any new property value that will be included in Line 23 below.¹² - \$ 0</p> <p>E. Total 2023 value. Add A and B, then subtract C and D.</p>	\$ 3,559,562,276

⁵ Tex. Tax Code §26.012(15)

⁶ Tex. Tax Code §26.012(15)

⁷ Tex. Tax Code §26.012(15)

⁸ Tex. Tax Code §26.03(c)

⁹ Tex. Tax Code §26.012(13)

¹⁰ Tex. Tax Code §26.012(13)

¹¹ Tex. Tax Code §26.012, 26.04(c-2)

¹² Tex. Tax Code §26.03(c)

Line	No-New-Revenue Tax Rate Worksheet	Amount/Rate
19.	<p>Total value of properties under protest or not included on certified appraisal roll. ¹³</p> <p>A. 2023 taxable value of properties under protest. The chief appraiser certifies a list of properties still under ARB protest. The list shows the appraisal district’s value and the taxpayer’s claimed value, if any, or an estimate of the value if the taxpayer wins. For each of the properties under protest, use the lowest of these values. Enter the total value under protest. ¹⁴ \$ <u>1,130,260</u></p> <p>B. 2023 value of properties not under protest or included on certified appraisal roll. The chief appraiser gives taxing units a list of those taxable properties that the chief appraiser knows about but are not included in the appraisal roll certification. These properties also are not on the list of properties that are still under protest. On this list of properties, the chief appraiser includes the market value, appraised value and exemptions for the preceding year and a reasonable estimate of the market value, appraised value and exemptions for the current year. Use the lower market, appraised or taxable value (as appropriate). Enter the total value of property not on the certified roll. ¹⁵ + \$ <u>0</u></p> <p>C. Total value under protest or not certified. Add A and B. \$ <u>1,130,260</u></p>	
20.	2023 tax ceilings. Counties, cities and junior colleges enter 2023 total taxable value of homesteads with tax ceilings. These include the homesteads of homeowners age 65 or older or disabled. Other taxing units enter 0. If your taxing unit adopted the tax ceiling provision in 2022 or a prior year for homeowners age 65 or older or disabled, use this step. ¹⁶	\$ <u>144,736,011</u>
21.	2023 total taxable value. Add Lines 18E and 19C. Subtract Line 20. ¹⁷	\$ <u>3,415,956,525</u>
22.	Total 2023 taxable value of properties in territory annexed after Jan. 1, 2022. Include both real and personal property. Enter the 2023 value of property in territory annexed. ¹⁸	\$ <u>0</u>
23.	Total 2023 taxable value of new improvements and new personal property located in new improvements. New means the item was not on the appraisal roll in 2022. An improvement is a building, structure, fixture or fence erected on or affixed to land. New additions to existing improvements may be included if the appraised value can be determined. New personal property in a new improvement must have been brought into the taxing unit after Jan. 1, 2022 and be located in a new improvement. New improvements do include property on which a tax abatement agreement has expired for 2023. ¹⁹	\$ <u>742,721,934</u>
24.	Total adjustments to the 2023 taxable value. Add Lines 22 and 23.	\$ <u>742,721,934</u>
25.	Adjusted 2023 taxable value. Subtract Line 24 from Line 21.	\$ <u>2,673,234,591</u>
26.	2023 NNR tax rate. Divide Line 17 by Line 25 and multiply by \$100. ²⁰	\$ <u>0.0487</u> /\$100
27.	COUNTIES ONLY. Add together the NNR tax rates for each type of tax the county levies. The total is the 2023 county NNR tax rate. ²¹	\$ <u>0.3989</u> /\$100

SECTION 2: Voter-Approval Tax Rate

The voter-approval tax rate is the highest tax rate that a taxing unit may adopt without holding an election to seek voter approval of the rate. The voter-approval tax rate is split into two separate rates:

- Maintenance and Operations (M&O) Tax Rate:** The M&O portion is the tax rate that is needed to raise the same amount of taxes that the taxing unit levied in the prior year plus the applicable percentage allowed by law. This rate accounts for such things as salaries, utilities and day-to-day operations.
- Debt Rate:** The debt rate includes the debt service necessary to pay the taxing unit’s debt payments in the coming year. This rate accounts for principal and interest on bonds and other debt secured by property tax revenue.

The voter-approval tax rate for a county is the sum of the voter-approval tax rates calculated for each type of tax the county levies. In most cases the voter-approval tax rate exceeds the no-new-revenue tax rate, but occasionally decreases in a taxing unit’s debt service will cause the NNR tax rate to be higher than the voter-approval tax rate.

Line	Voter-Approval Tax Rate Worksheet	Amount/Rate
28.	2022 M&O tax rate. Enter the 2022 M&O tax rate.	\$ <u>0.0508</u> /\$100
29.	2022 taxable value, adjusted for actual and potential court-ordered adjustments. Enter the amount in Line 8 of the <i>No-New-Revenue Tax Rate Worksheet</i> .	\$ <u>2,565,062,711</u>

¹³ Tex. Tax Code §26.01(c) and (d)
¹⁴ Tex. Tax Code §26.01(c)
¹⁵ Tex. Tax Code §26.01(d)
¹⁶ Tex. Tax Code §26.012(6)(B)
¹⁷ Tex. Tax Code §26.012(6)
¹⁸ Tex. Tax Code §26.012(17)
¹⁹ Tex. Tax Code §26.012(17)
²⁰ Tex. Tax Code §26.04(c)
²¹ Tex. Tax Code §26.04(d)

Line	Voter-Approval Tax Rate Worksheet	Amount/Rate
30.	Total 2022 M&O levy. Multiply Line 28 by Line 29 and divide by \$100	\$ 1,303,051
31.	<p>Adjusted 2022 levy for calculating NNR M&O rate.</p> <p>A. M&O taxes refunded for years preceding tax year 2022. Enter the amount of M&O taxes refunded in the preceding year for taxes before that year. Types of refunds include court decisions, Tax Code Section 25.25(b) and (c) corrections and Tax Code Section 31.11 payment errors. Do not include refunds for tax year 2022. This line applies only to tax years preceding tax year 2022. + \$ 1,121</p> <p>B. 2022 taxes in TIF. Enter the amount of taxes paid into the tax increment fund for a reinvestment zone as agreed by the taxing unit. If the taxing unit has no 2023 captured appraised value in Line 18D, enter 0. - \$ 0</p> <p>C. 2022 transferred function. If discontinuing all of a department, function or activity and transferring it to another taxing unit by written contract, enter the amount spent by the taxing unit discontinuing the function in the 12 months preceding the month of this calculation. If the taxing unit did not operate this function for this 12-month period, use the amount spent in the last full fiscal year in which the taxing unit operated the function. The taxing unit discontinuing the function will subtract this amount in D below. The taxing unit receiving the function will add this amount in D below. Other taxing units enter 0. +/- \$ 0</p> <p>D. 2022 M&O levy adjustments. Subtract B from A. For taxing unit with C, subtract if discontinuing function and add if receiving function. \$ 1,121</p> <p>E. Add Line 30 to 31D.</p>	\$ 1,304,172
32.	Adjusted 2023 taxable value. Enter the amount in Line 25 of the <i>No-New-Revenue Tax Rate Worksheet</i> .	\$ 2,673,234,591
33.	2023 NNR M&O rate (unadjusted). Divide Line 31E by Line 32 and multiply by \$100.	\$ 0.0487 /\$100
34.	<p>Rate adjustment for state criminal justice mandate. ²³ If not applicable or less than zero, enter 0.</p> <p>A. 2023 state criminal justice mandate. Enter the amount spent by a county in the previous 12 months providing for the maintenance and operation cost of keeping inmates in county-paid facilities after they have been sentenced. Do not include any state reimbursement received by the county for the same purpose. \$ 0</p> <p>B. 2022 state criminal justice mandate. Enter the amount spent by a county in the 12 months prior to the previous 12 months providing for the maintenance and operation cost of keeping inmates in county-paid facilities after they have been sentenced. Do not include any state reimbursement received by the county for the same purpose. Enter zero if this is the first time the mandate applies. - \$ 0</p> <p>C. Subtract B from A and divide by Line 32 and multiply by \$100. \$ _____/\$100</p> <p>D. Enter the rate calculated in C. If not applicable, enter 0.</p>	\$ _____/\$100
35.	<p>Rate adjustment for indigent health care expenditures. ²⁴ If not applicable or less than zero, enter 0.</p> <p>A. 2023 indigent health care expenditures. Enter the amount paid by a taxing unit providing for the maintenance and operation cost of providing indigent health care for the period beginning on July 1, 2022 and ending on June 30, 2023, less any state assistance received for the same purpose. \$ 0</p> <p>B. 2022 indigent health care expenditures. Enter the amount paid by a taxing unit providing for the maintenance and operation cost of providing indigent health care for the period beginning on July 1, 2021 and ending on June 30, 2022, less any state assistance received for the same purpose. - \$ 0</p> <p>C. Subtract B from A and divide by Line 32 and multiply by \$100. \$ _____/\$100</p> <p>D. Enter the rate calculated in C. If not applicable, enter 0.</p>	\$ _____/\$100

²² [Reserved for expansion]
²³ Tex. Tax Code §26.044
²⁴ Tex. Tax Code §26.0441

Line	Voter-Approval Tax Rate Worksheet	Amount/Rate
36.	<p>Rate adjustment for county indigent defense compensation. ²⁵ If not applicable or less than zero, enter 0.</p> <p>A. 2023 indigent defense compensation expenditures. Enter the amount paid by a county to provide appointed counsel for indigent individuals and fund the operations of a public defender's office under Article 26.044, Code of Criminal Procedure for the period beginning on July 1, 2022 and ending on June 30, 2023, less any state grants received by the county for the same purpose..... \$ <u>0</u></p> <p>B. 2022 indigent defense compensation expenditures. Enter the amount paid by a county to provide appointed counsel for indigent individuals and fund the operations of a public defender's office under Article 26.044, Code of Criminal Procedure for the period beginning on July 1, 2021 and ending on June 30, 2022, less any state grants received by the county for the same purpose..... \$ <u>0</u></p> <p>C. Subtract B from A and divide by Line 32 and multiply by \$100..... \$ <u>0</u> /\$100</p> <p>D. Multiply B by 0.05 and divide by Line 32 and multiply by \$100..... \$ <u>0</u> /\$100</p> <p>E. Enter the lesser of C and D. If not applicable, enter 0.</p>	\$ <u>0</u> /\$100
37.	<p>Rate adjustment for county hospital expenditures. ²⁶ If not applicable or less than zero, enter 0.</p> <p>A. 2023 eligible county hospital expenditures. Enter the amount paid by the county or municipality to maintain and operate an eligible county hospital for the period beginning on July 1, 2022 and ending on June 30, 2023. \$ <u>0</u></p> <p>B. 2022 eligible county hospital expenditures. Enter the amount paid by the county or municipality to maintain and operate an eligible county hospital for the period beginning on July 1, 2021 and ending on June 30, 2022. \$ <u>0</u></p> <p>C. Subtract B from A and divide by Line 32 and multiply by \$100..... \$ <u>0</u> /\$100</p> <p>D. Multiply B by 0.08 and divide by Line 32 and multiply by \$100..... \$ <u>0</u> /\$100</p> <p>E. Enter the lesser of C and D, if applicable. If not applicable, enter 0.</p>	\$ <u>0</u> /\$100
38.	<p>Rate adjustment for defunding municipality. This adjustment only applies to a municipality that is considered to be a defunding municipality for the current tax year under Chapter 109, Local Government Code. Chapter 109, Local Government Code only applies to municipalities with a population of more than 250,000 and includes a written determination by the Office of the Governor. See Tax Code Section 26.0444 for more information.</p> <p>A. Amount appropriated for public safety in 2022. Enter the amount of money appropriated for public safety in the budget adopted by the municipality for the preceding fiscal year \$ <u>0</u></p> <p>B. Expenditures for public safety in 2022. Enter the amount of money spent by the municipality for public safety during the preceding fiscal year \$ <u>0</u></p> <p>C. Subtract B from A and divide by Line 32 and multiply by \$100 \$ <u>0</u> /\$100</p> <p>D. Enter the rate calculated in C. If not applicable, enter 0.</p>	\$ <u>0</u> /\$100
39.	<p>Adjusted 2023 NNR M&O rate. Add Lines 33, 34D, 35D, 36E, and 37E. Subtract Line 38D.</p>	\$ <u>0.0487</u> /\$100
40.	<p>Adjustment for 2022 sales tax specifically to reduce property taxes. Cities, counties and hospital districts that collected and spent additional sales tax on M&O expenses in 2022 should complete this line. These entities will deduct the sales tax gain rate for 2023 in Section 3. Other taxing units, enter zero.</p> <p>A. Enter the amount of additional sales tax collected and spent on M&O expenses in 2022, if any. Counties must exclude any amount that was spent for economic development grants from the amount of sales tax spent \$ <u>0</u></p> <p>B. Divide Line 40A by Line 32 and multiply by \$100 \$ <u>0</u> /\$100</p> <p>C. Add Line 40B to Line 39.</p>	\$ <u>0.0487</u> /\$100
41.	<p>2023 voter-approval M&O rate. Enter the rate as calculated by the appropriate scenario below.</p> <p>Special Taxing Unit. If the taxing unit qualifies as a special taxing unit, multiply Line 40C by 1.08.</p> <p>- or -</p> <p>Other Taxing Unit. If the taxing unit does not qualify as a special taxing unit, multiply Line 40C by 1.035.</p>	\$ <u>0.0504</u> /\$100

²⁵ Tex. Tax Code §26.0442

²⁶ Tex. Tax Code §26.0443

Line	Voter-Approval Tax Rate Worksheet	Amount/Rate
D41.	<p>Disaster Line 41 (D41): 2023 voter-approval M&O rate for taxing unit affected by disaster declaration. If the taxing unit is located in an area declared a disaster area and at least one person is granted an exemption under Tax Code Section 11.35 for property located in the taxing unit, the governing body may direct the person calculating the voter-approval tax rate to calculate in the manner provided for a special taxing unit. The taxing unit shall continue to calculate the voter-approval tax rate in this manner until the earlier of</p> <p>1) the first year in which total taxable value on the certified appraisal roll exceeds the total taxable value of the tax year in which the disaster occurred, or</p> <p>2) the third tax year after the tax year in which the disaster occurred</p> <p>If the taxing unit qualifies under this scenario, multiply Line 40C by 1.08. ²⁷ If the taxing unit does not qualify, do not complete Disaster Line 41 (Line D41).</p>	\$ 0 /\$100
42.	<p>Total 2023 debt to be paid with property taxes and additional sales tax revenue. Debt means the interest and principal that will be paid on debts that:</p> <p>(1) are paid by property taxes,</p> <p>(2) are secured by property taxes,</p> <p>(3) are scheduled for payment over a period longer than one year, and</p> <p>(4) are not classified in the taxing unit’s budget as M&O expenses.</p> <p>A. Debt also includes contractual payments to other taxing units that have incurred debts on behalf of this taxing unit, if those debts meet the four conditions above. Include only amounts that will be paid from property tax revenue. Do not include appraisal district budget payments. If the governing body of a taxing unit authorized or agreed to authorize a bond, warrant, certificate of obligation, or other evidence of indebtedness on or after Sept. 1, 2021, verify if it meets the amended definition of debt before including it here. ²⁸</p> <p>Enter debt amount \$ 0</p> <p>B. Subtract unencumbered fund amount used to reduce total debt. - \$ 0</p> <p>C. Subtract certified amount spent from sales tax to reduce debt (enter zero if none) - \$ 0</p> <p>D. Subtract amount paid from other resources - \$ 0</p> <p>E. Adjusted debt. Subtract B, C and D from A. \$ 0</p>	\$ 0
43.	Certified 2022 excess debt collections. Enter the amount certified by the collector. ²⁹	\$ 0
44.	Adjusted 2023 debt. Subtract Line 43 from Line 42E.	\$ 0
45.	<p>2023 anticipated collection rate.</p> <p>A. Enter the 2023 anticipated collection rate certified by the collector. ³⁰ 0 %</p> <p>B. Enter the 2022 actual collection rate. 0 %</p> <p>C. Enter the 2021 actual collection rate. 0 %</p> <p>D. Enter the 2020 actual collection rate. 0 %</p> <p>E. If the anticipated collection rate in A is lower than actual collection rates in B, C and D, enter the lowest collection rate from B, C and D. If the anticipated rate in A is higher than at least one of the rates in the prior three years, enter the rate from A. Note that the rate can be greater than 100%. ³¹</p>	0 %
46.	2023 debt adjusted for collections. Divide Line 44 by Line 45E.	\$ 0
47.	2023 total taxable value. Enter the amount on Line 21 of the <i>No-New-Revenue Tax Rate Worksheet</i> .	\$ 3,415,956,525
48.	2023 debt rate. Divide Line 46 by Line 47 and multiply by \$100.	\$ 0 /\$100
49.	2023 voter-approval tax rate. Add Lines 41 and 48.	\$ 0.0504 /\$100
D49.	<p>Disaster Line 49 (D49): 2023 voter-approval tax rate for taxing unit affected by disaster declaration. Complete this line if the taxing unit calculated the voter-approval tax rate in the manner provided for a special taxing unit on Line D41. Add Line D41 and 48.</p>	\$ /\$100

²⁷ Tex. Tax Code §26.042(a)
²⁸ Tex. Tax Code §26.012(7)
²⁹ Tex. Tax Code §26.012(10) and 26.04(b)
³⁰ Tex. Tax Code §26.04(b)
³¹ Tex. Tax Code §§26.04(h), (h-1) and (h-2)

Line	Voter-Approval Tax Rate Worksheet	Amount/Rate
50.	COUNTIES ONLY. Add together the voter-approval tax rates for each type of tax the county levies. The total is the 2023 county voter-approval tax rate.	\$ 0.4690 /\$100

SECTION 3: NNR Tax Rate and Voter-Approval Tax Rate Adjustments for Additional Sales Tax to Reduce Property Taxes

Cities, counties and hospital districts may levy a sales tax specifically to reduce property taxes. Local voters by election must approve imposing or abolishing the additional sales tax. If approved, the taxing unit must reduce its NNR and voter-approval tax rates to offset the expected sales tax revenue.

This section should only be completed by a county, city or hospital district that is required to adjust its NNR tax rate and/or voter-approval tax rate because it adopted the additional sales tax.

Line	Additional Sales and Use Tax Worksheet	Amount/Rate
51.	Taxable Sales. For taxing units that adopted the sales tax in November 2022 or May 2023, enter the Comptroller’s estimate of taxable sales for the previous four quarters. ³² Estimates of taxable sales may be obtained through the Comptroller’s Allocation Historical Summary webpage. Taxing units that adopted the sales tax before November 2022, enter 0.	\$ 0
52.	Estimated sales tax revenue. Counties exclude any amount that is or will be spent for economic development grants from the amount of estimated sales tax revenue. ³³ Taxing units that adopted the sales tax in November 2022 or in May 2023. Multiply the amount on Line 51 by the sales tax rate (.01, .005 or .0025, as applicable) and multiply the result by .95. ³⁴ - or - Taxing units that adopted the sales tax before November 2022. Enter the sales tax revenue for the previous four quarters. Do not multiply by .95.	\$ 1,592,025
53.	2023 total taxable value. Enter the amount from Line 21 of the <i>No-New-Revenue Tax Rate Worksheet</i> .	\$ 3,421,594,524
54.	Sales tax adjustment rate. Divide Line 52 by Line 53 and multiply by \$100.	\$ 0.0465 /\$100
55.	2023 NNR tax rate, unadjusted for sales tax. ³⁵ Enter the rate from Line 26 or 27, as applicable, on the <i>No-New-Revenue Tax Rate Worksheet</i> .	\$ 0.3989 /\$100
56.	2023 NNR tax rate, adjusted for sales tax. Taxing units that adopted the sales tax in November 2022 or in May 2023. Subtract Line 54 from Line 55. Skip to Line 57 if you adopted the additional sales tax before November 2022.	\$ 0.3989 /\$100
57.	2023 voter-approval tax rate, unadjusted for sales tax. ³⁶ Enter the rate from Line 49, Line D49 (disaster) or Line 50 (counties) as applicable, of the <i>Voter-Approval Tax Rate Worksheet</i> .	\$ 0.4690 /\$100
58.	2023 voter-approval tax rate, adjusted for sales tax. Subtract Line 54 from Line 57.	\$ 0.4225 /\$100

SECTION 4: Voter-Approval Tax Rate Adjustment for Pollution Control

A taxing unit may raise its rate for M&O funds used to pay for a facility, device or method for the control of air, water or land pollution. This includes any land, structure, building, installation, excavation, machinery, equipment or device that is used, constructed, acquired or installed wholly or partly to meet or exceed pollution control requirements. The taxing unit’s expenses are those necessary to meet the requirements of a permit issued by the Texas Commission on Environmental Quality (TCEQ). The taxing unit must provide the tax assessor with a copy of the TCEQ letter of determination that states the portion of the cost of the installation for pollution control.

This section should only be completed by a taxing unit that uses M&O funds to pay for a facility, device or method for the control of air, water or land pollution.

Line	Voter-Approval Rate Adjustment for Pollution Control Requirements Worksheet	Amount/Rate
59.	Certified expenses from the Texas Commission on Environmental Quality (TCEQ). Enter the amount certified in the determination letter from TCEQ. ³⁷ The taxing unit shall provide its tax assessor-collector with a copy of the letter. ³⁸	\$ 0
60.	2023 total taxable value. Enter the amount from Line 21 of the <i>No-New-Revenue Tax Rate Worksheet</i> .	\$ 3,421,594,524
61.	Additional rate for pollution control. Divide Line 59 by Line 60 and multiply by \$100.	\$ 0 /\$100
62.	2023 voter-approval tax rate, adjusted for pollution control. Add Line 61 to one of the following lines (as applicable): Line 49, Line D49 (disaster), Line 50 (counties) or Line 58 (taxing units with the additional sales tax).	\$ 0.4225 /\$100

³² Tex. Tax Code §26.041(d)
³³ Tex. Tax Code §26.041(i)
³⁴ Tex. Tax Code §26.041(d)
³⁵ Tex. Tax Code §26.04(c)
³⁶ Tex. Tax Code §26.04(c)
³⁷ Tex. Tax Code §26.045(d)
³⁸ Tex. Tax Code §26.045(i)

SECTION 5: Voter-Approval Tax Rate Adjustment for Unused Increment Rate

The unused increment rate is the rate equal to the difference between the adopted tax rate and voter-approval tax rate adjusted to remove the unused increment rate for the prior three years.³⁹ In a year where a taxing unit adopts a rate by applying any portion of the unused increment rate, the portion of the unused increment rate must be backed out of the calculation for that year.

The difference between the adopted tax rate and adjusted voter-approval tax rate is considered zero in the following scenarios:

- a tax year before 2020;⁴⁰
- a tax year in which the municipality is a defunding municipality, as defined by Tax Code Section 26.0501(a);⁴¹ or
- after Jan. 1, 2022, a tax year in which the comptroller determines that the county implemented a budget reduction or reallocation described by Local Government Code Section 120.002(a) without the required voter approval.⁴²

Individual components can be negative, but the overall rate would be the greater of zero or the calculated rate.

This section should only be completed by a taxing unit that does not meet the definition of a special taxing unit.⁴³

Line	Unused Increment Rate Worksheet	Amount/Rate
63. Year 3 component.	Subtract the 2022 actual tax rate and the 2022 unused increment rate from the 2022 voter-approval tax rate.	
A.	Voter-approval tax rate (Line 67)..... \$ 0.4324 /\$100	
B.	Unused increment rate (Line 66)..... \$ 0.0371 /\$100	
C.	Subtract B from A..... \$ 0.3953 /\$100	
D.	Adopted Tax Rate..... \$ 0.4158 /\$100	
E.	Subtract D from C..... \$ -0.0205 /\$100	
64. Year 2 component.	Subtract the 2021 actual tax rate and the 2021 unused increment rate from the 2021 voter-approval tax rate.	
A.	Voter-approval tax rate (Line 67)..... \$ 0.4754 /\$100	
B.	Unused increment rate (Line 66)..... \$ 0.0282 /\$100	
C.	Subtract B from A..... \$ 0.4472 /\$100	
D.	Adopted Tax Rate..... \$ 0.4383 /\$100	
E.	Subtract D from C..... \$ 0.0089 /\$100	
65. Year 1 component.	Subtract the 2020 actual tax rate and the 2020 unused increment rate from the 2020 voter-approval tax rate.	
A.	Voter-approval tax rate (Line 65)..... \$ 0.4556 /\$100	
B.	Unused increment rate (Line 64)..... \$ 0.0000 /\$100	
C.	Subtract B from A..... \$ 0.4556 /\$100	
D.	Adopted Tax Rate..... \$ 0.4274 /\$100	
E.	Subtract D from C..... \$ 0.0282 /\$100	
66. 2023 unused increment rate.	Add Lines 63E, 64E and 65E.	\$ 0.0166 /\$100
67. Total 2023 voter-approval tax rate, including the unused increment rate.	Add Line 66 to one of the following lines (as applicable): Line 49, Line D49 (disaster), Line 50 (counties), Line 58 (taxing units with the additional sales tax) or Line 62 (taxing units with pollution control).	\$ 0.4391 /\$100

³⁹ Tex. Tax Code §26.013(a)
⁴⁰ Tex. Tax Code §26.013(c)
⁴¹ Tex. Tax Code §§26.0501(a) and (c)
⁴² Tex. Local Gov't Code §120.007(d), effective Jan. 1, 2022
⁴³ Tex. Tax Code §26.063(a)(1)
⁴⁴ Tex. Tax Code §26.012(8-a)
⁴⁵ Tex. Tax Code §26.063(a)(1)

SECTION 6: De Minimis Rate

The de minimis rate is the rate equal to the sum of the no-new-revenue maintenance and operations rate, the rate that will raise \$500,000, and the current debt rate for a taxing unit.⁴⁴ This section should only be completed by a taxing unit that is a municipality of less than 30,000 or a taxing unit that does not meet the definition of a special taxing unit.⁴⁵

Line	De Minimis Rate Worksheet	Amount/Rate
68.	Adjusted 2023 NNR M&O tax rate. Enter the rate from Line 39 of the <i>Voter-Approval Tax Rate Worksheet</i>	\$ 0.3995 /\$100
69.	2023 total taxable value. Enter the amount on Line 21 of the <i>No-New-Revenue Tax Rate Worksheet</i> .	\$ 3,421,594,524
70.	Rate necessary to impose \$500,000 in taxes. Divide \$500,000 by Line 69 and multiply by \$100.	\$ 0.0146 /\$100
71.	2023 debt rate. Enter the rate from Line 48 of the <i>Voter-Approval Tax Rate Worksheet</i> .	\$ 0 /\$100
72.	De minimis rate. Add Lines 68, 70 and 71.	\$ 0.4141 /\$100

SECTION 7: Voter Approval Tax Rate Adjustment for Emergency Revenue Rate

In the tax year after the end of the disaster calculation time period detailed in Tax Code Section 26.042(a), a taxing unit that calculated its voter-approval tax rate in the manner provided for a special taxing unit due to a disaster must calculate its emergency revenue rate and reduce its voter-approval tax rate for that year.⁴⁶

Similarly, if a taxing unit adopted a tax rate that exceeded its voter-approval tax rate, calculated normally, without holding an election to respond to a disaster, as allowed by Tax Code Section 26.042(d), in the prior year, it must also reduce its voter-approval tax rate for the current tax year.⁴⁷

This section will apply to a taxing unit other than a special taxing unit that:

- directed the designated officer or employee to calculate the voter-approval tax rate of the taxing unit in the manner provided for a special taxing unit in the prior year; and
- the current year is the first tax year in which the total taxable value of property taxable by the taxing unit as shown on the appraisal roll for the taxing unit submitted by the assessor for the taxing unit to the governing body exceeds the total taxable value of property taxable by the taxing unit on January 1 of the tax year in which the disaster occurred or the disaster occurred four years ago. This section will apply to a taxing unit in a disaster area that adopted a tax rate greater than its voter-approval tax rate without holding an election in the prior year.

Note: This section does not apply if a taxing unit is continuing to calculate its voter-approval tax rate in the manner provided for a special taxing unit because it is still within the disaster calculation time period detailed in Tax Code Section 26.042(a) because it has not met the conditions in Tax Code Section 26.042(a)(1) or (2).

Line	Emergency Revenue Rate Worksheet	Amount/Rate
73.	2022 adopted tax rate. Enter the rate in Line 4 of the <i>No-New-Revenue Tax Rate Worksheet</i> .	\$ 0.4158 /\$100
74.	Adjusted 2022 voter-approval tax rate. Use the taxing unit's Tax Rate Calculation Worksheets from the prior year(s) to complete this line. If a disaster occurred in 2022 and the taxing unit calculated its 2022 voter-approval tax rate using a multiplier of 1.08 on Disaster Line 41 (D41) of the 2022 worksheet due to a disaster, complete the applicable sections or lines of Form 50-856-a, Adjusted Voter-Approval Tax Rate for Taxing Units in Disaster Area Calculation Worksheet. - or - If a disaster occurred prior to 2022 for which the taxing unit continued to calculate its voter-approval tax rate using a multiplier of 1.08 on Disaster Line 41 (D41) in 2022, complete the separate <i>Adjusted Voter-Approval Tax Rate for Taxing Units in Disaster Area Calculation Worksheet</i> to recalculate the voter-approval tax rate the taxing unit would have calculated in 2022 if it had generated revenue based on an adopted tax rate using a multiplier of 1.035 in the year(s) following the disaster. ⁴⁸ Enter the final adjusted 2022 voter-approval tax rate from the worksheet. - or - If the taxing unit adopted a tax rate above the 2022 voter-approval tax rate without calculating a disaster tax rate or holding an election due to a disaster, no recalculation is necessary. Enter the voter-approval tax rate from the prior year's worksheet.	\$ 0 /\$100
75.	Increase in 2022 tax rate due to disaster. Subtract Line 74 from Line 73.	\$ 0 /\$100
76.	Adjusted 2022 taxable value. Enter the amount in Line 14 of the <i>No-New-Revenue Tax Rate Worksheet</i> .	\$ 2,569,182,871
77.	Emergency revenue. Multiply Line 75 by Line 76 and divide by \$100.	\$ 0
78.	Adjusted 2023 taxable value. Enter the amount in Line 25 of the <i>No-New-Revenue Tax Rate Worksheet</i> .	\$ 2,679,138,090
79.	Emergency revenue rate. Divide Line 77 by Line 78 and multiply by \$100. ⁴⁹	\$ 0 /\$100

⁴⁶ Tex. Tax Code §26.042(b)

⁴⁷ Tex. Tax Code §26.042(f)

⁴⁸ Tex. Tax Code §26.042(c)

⁴⁹ Tex. Tax Code §26.042(b)

Line	Emergency Revenue Rate Worksheet	Amount/Rate
80.	2023 voter-approval tax rate, adjusted for emergency revenue. Subtract Line 79 from one of the following lines (as applicable): Line 49, Line D49 (disaster), Line 50 (counties), Line 58 (taxing units with the additional sales tax), Line 62 (taxing units with pollution control) or Line 67 (taxing units with the unused increment rate).	\$ <u>0.4391</u> /\$100

SECTION 8: Total Tax Rate

Indicate the applicable total tax rates as calculated above.

No-new-revenue tax rate. \$ 0.3989 /\$100

As applicable, enter the 2023 NNR tax rate from: Line 26, Line 27 (counties), or Line 56 (adjusted for sales tax).

Indicate the line number used: 27

Voter-approval tax rate. \$ 0.4391 /\$100

As applicable, enter the 2023 voter-approval tax rate from: Line 49, Line D49 (disaster), Line 50 (counties), Line 58 (adjusted for sales tax), Line 62 (adjusted for pollution control), Line 67 (adjusted for unused increment), or Line 80 (adjusted for emergency revenue).

Indicate the line number used: 67

De minimis rate. \$ 0.4141 /\$100

If applicable, enter the 2023 de minimis rate from Line 72.

SECTION 9: Taxing Unit Representative Name and Signature

Enter the name of the person preparing the tax rate as authorized by the governing body of the taxing unit. By signing below, you certify that you are the designated officer or employee of the taxing unit and have accurately calculated the tax rates using values that are the same as the values shown in the taxing unit's certified appraisal roll or certified estimate of taxable value, in accordance with requirements in the Tax Code.⁵⁰

print here ➔

Printed Name of Taxing Unit Representative

sign here ➔

Taxing Unit Representative

Date

⁵⁰ Tex. Tax Code §§26.04(c-2) and (d-2)

COUNTY OF JACKSON, TEXAS
2024 ADOPTED BUDGET

INTERFUND TRANSFERS



Jackson County, Texas

INTERFUND TRANSFERS

**Budget - ADOPTED
Group Summary**

For Fiscal: 2022-2023 Period Ending: 09/30/2023

Account Typ...	2020-2021 Total Budget	2020-2021 Total Activity	2021-2022 Total Budget	2021-2022 Total Activity	2022-2023 Total Budget	2022-2023 YTD Activity	Defined Budgets			
							2022-2023 PJ	2023-2024 PROPOSED	2023-2024 2023-2024	
Fund: 10 - GENERAL										
Revenue	0.00	0.00	0.00	0.00	66,978.39	66,978.39	66,978.39	0.00	0.00	
Expense	2,167,982.76	2,787,172.75	2,103,629.00	2,103,629.00	2,654,189.99	2,654,189.99	2,653,919.00	3,669,428.00	4,769,428.00	
Fund: 10 - GENERAL Surplus (Deficit):	(2,167,982.76)	(2,787,172.75)	(2,103,629.00)	(2,103,629.00)	(2,587,211.60)	(2,587,211.60)	(2,586,940.61)	(3,669,428.00)	(4,769,428.00)	
Fund: 12 - PERMANENT IMPROVEMENT										
Revenue	174,296.00	174,296.00	45,000.00	45,000.00	574,196.00	574,196.00	574,196.00	1,510,331.00	2,610,331.00	
Fund: 12 - PERMANENT IMPROVEMENT Total:	174,296.00	174,296.00	45,000.00	45,000.00	574,196.00	574,196.00	574,196.00	1,510,331.00	2,610,331.00	
Fund: 15 - COMMISSARY TELEPHONE										
Expense	0.00	0.00	0.00	0.00	2,340.00	2,340.00	2,340.00	0.00	0.00	
Fund: 15 - COMMISSARY TELEPHONE Total:	0.00	0.00	0.00	0.00	2,340.00	2,340.00	2,340.00	0.00	0.00	
Fund: 36 - HISTORICAL COMMISSION										
Revenue	1,181.00	1,181.00	1,303.00	1,303.00	1,429.00	1,429.00	1,429.00	4,702.00	4,702.00	
Fund: 36 - HISTORICAL COMMISSION Total:	1,181.00	1,181.00	1,303.00	1,303.00	1,429.00	1,429.00	1,429.00	4,702.00	4,702.00	
Fund: 39 - BRIDGE REPLACEMENT										
Revenue	50,000.00	50,000.00	50,000.00	50,000.00	50,000.00	50,000.00	50,000.00	50,000.00	50,000.00	
Fund: 39 - BRIDGE REPLACEMENT Total:	50,000.00	50,000.00	50,000.00	50,000.00	50,000.00	50,000.00	50,000.00	50,000.00	50,000.00	
Fund: 40 - HIGHWAY										
Revenue	10,180.31	619,722.00	0.00	0.00	0.00	0.00	0.00	0.00	0.00	
Expense	469,619.00	469,619.00	448,360.00	448,360.00	512,998.39	512,998.39	512,998.39	468,000.00	468,000.00	
Fund: 40 - HIGHWAY Surplus (Deficit):	(459,438.69)	150,103.00	(448,360.00)	(448,360.00)	(512,998.39)	(512,998.39)	(512,998.39)	(468,000.00)	(468,000.00)	
Fund: 41 - ROAD & BRIDGE GEN NO. 1										
Revenue	546,061.00	550,176.75	560,253.00	560,253.00	568,250.00	568,250.00	568,250.00	581,638.00	581,638.00	
Expense	0.00	0.00	0.00	0.00	1,704.00	1,704.00	1,704.00	0.00	0.00	
Fund: 41 - ROAD & BRIDGE GEN NO. 1 Surplus (Deficit):	546,061.00	550,176.75	560,253.00	560,253.00	566,546.00	566,546.00	566,546.00	581,638.00	581,638.00	
Fund: 42 - ROAD & BRIDGE GEN NO. 2										
Revenue	583,730.00	583,730.00	589,698.00	589,698.00	588,090.00	588,090.00	588,090.00	604,246.00	604,246.00	
Expense	150,000.00	150,000.00	0.00	0.00	0.00	0.00	0.00	0.00	0.00	
Fund: 42 - ROAD & BRIDGE GEN NO. 2 Surplus (Deficit):	433,730.00	433,730.00	589,698.00	589,698.00	588,090.00	588,090.00	588,090.00	604,246.00	604,246.00	
Fund: 43 - ROAD & BRIDGE GEN NO. 3										
Revenue	452,278.00	452,278.00	466,662.00	466,662.00	469,074.00	469,074.00	469,074.00	479,175.00	479,175.00	
Fund: 43 - ROAD & BRIDGE GEN NO. 3 Total:	452,278.00	452,278.00	466,662.00	466,662.00	469,074.00	469,074.00	469,074.00	479,175.00	479,175.00	
Fund: 44 - ROAD & BRIDGE GEN NO. 4										
Revenue	745,408.00	745,408.00	759,073.00	759,073.00	771,240.00	771,240.00	771,240.00	783,336.00	783,336.00	

INTERFUND TRANSFERS

Budget - ADOPTED

For Fiscal: 2022-2023 Period Ending: 09/30/2023

Account Typ...	2020-2021		2021-2022		2022-2023		2023-2024		
	Total Budget	Total Activity	Total Budget	Total Activity	Total Budget	YTD Activity	Defined Budgets PJ	PROPOSED	2023-2024 2023-2024
Fund: 44 - ROAD & BRIDGE GEN NO. 4 Total:	745,408.00	745,408.00	759,073.00	759,073.00	771,240.00	771,240.00	771,240.00	783,336.00	783,336.00
Fund: 50 - PCT#1 EQUIPMENT REPLACMNT									
Revenue	20,000.00	20,000.00	20,000.00	20,000.00	21,704.00	21,704.00	21,704.00	20,000.00	20,000.00
Fund: 50 - PCT#1 EQUIPMENT REPLACMNT Total:	20,000.00	20,000.00	20,000.00	20,000.00	21,704.00	21,704.00	21,704.00	20,000.00	20,000.00
Fund: 51 - PCT#2 EQUIPMENT REPLACMNT									
Revenue	70,000.00	170,000.00	20,000.00	20,000.00	20,000.00	20,000.00	20,000.00	20,000.00	20,000.00
Fund: 51 - PCT#2 EQUIPMENT REPLACMNT Total:	70,000.00	170,000.00	20,000.00	20,000.00	20,000.00	20,000.00	20,000.00	20,000.00	20,000.00
Fund: 52 - PCT#3 EQUIPMENT REPLACMNT									
Revenue	20,000.00	20,000.00	20,000.00	20,000.00	20,000.00	20,000.00	20,000.00	20,000.00	20,000.00
Fund: 52 - PCT#3 EQUIPMENT REPLACMNT Total:	20,000.00	20,000.00	20,000.00	20,000.00	20,000.00	20,000.00	20,000.00	20,000.00	20,000.00
Fund: 53 - PCT#4 EQUIPMENT REPLACMNT									
Revenue	20,000.00	20,000.00	20,000.00	20,000.00	20,000.00	20,000.00	20,000.00	20,000.00	20,000.00
Fund: 53 - PCT#4 EQUIPMENT REPLACMNT Total:	20,000.00	20,000.00	20,000.00	20,000.00	20,000.00	20,000.00	20,000.00	20,000.00	20,000.00
Fund: 55 - CONSTRUCTION GRANTS									
Revenue	0.00	0.00	0.00	0.00	0.00	270.99	270.99	0.00	0.00
Fund: 55 - CONSTRUCTION GRANTS Total:	0.00	0.00	0.00	0.00	0.00	270.99	270.99	0.00	0.00
Fund: 80 - AIRPORT									
Revenue	0.00	0.00	0.00	0.00	0.00	0.00	0.00	44,000.00	44,000.00
Fund: 80 - AIRPORT Total:	0.00	0.00	0.00	0.00	0.00	0.00	0.00	44,000.00	44,000.00
Report Surplus (Deficit):	(94,467.45)	0.00	0.00	0.00	(270.99)	0.00	270.99	0.00	0.00

INTERFUND TRANSFERS

Budget - ADOPTED

For Fiscal: 2022-2023 Period Ending: 09/30/2023

Fund Summary

Fund	2020-2021		2021-2022		2022-2023		Defined Budgets		2023-2024	2023-2024
	Total Budget	Total Activity	Total Budget	Total Activity	Total Budget	YTD Activity	PJ	PROPOSED	2023-2024	
10 - GENERAL	(2,167,982.76)	(2,787,172.75)	(2,103,629.00)	(2,103,629.00)	(2,587,211.60)	(2,587,211.60)	(2,586,940.61)	(3,669,428.00)	(4,769,428.00)	
12 - PERMANENT IMPROVEMENT	174,296.00	174,296.00	45,000.00	45,000.00	574,196.00	574,196.00	574,196.00	1,510,331.00	2,610,331.00	
15 - COMMISSARY TELEPHONE	0.00	0.00	0.00	0.00	(2,340.00)	(2,340.00)	(2,340.00)	0.00	0.00	
36 - HISTORICAL COMMISSION	1,181.00	1,181.00	1,303.00	1,303.00	1,429.00	1,429.00	1,429.00	4,702.00	4,702.00	
39 - BRIDGE REPLACEMENT	50,000.00	50,000.00	50,000.00	50,000.00	50,000.00	50,000.00	50,000.00	50,000.00	50,000.00	
40 - HIGHWAY	(459,438.69)	150,103.00	(448,360.00)	(448,360.00)	(512,998.39)	(512,998.39)	(512,998.39)	(468,000.00)	(468,000.00)	
41 - ROAD & BRIDGE GEN NO. 1	546,061.00	550,176.75	560,253.00	560,253.00	566,546.00	566,546.00	566,546.00	581,638.00	581,638.00	
42 - ROAD & BRIDGE GEN NO. 2	433,730.00	433,730.00	589,698.00	589,698.00	588,090.00	588,090.00	588,090.00	604,246.00	604,246.00	
43 - ROAD & BRIDGE GEN NO. 3	452,278.00	452,278.00	466,662.00	466,662.00	469,074.00	469,074.00	469,074.00	479,175.00	479,175.00	
44 - ROAD & BRIDGE GEN NO. 4	745,408.00	745,408.00	759,073.00	759,073.00	771,240.00	771,240.00	771,240.00	783,336.00	783,336.00	
50 - PCT#1 EQUIPMENT REPLACMNT	20,000.00	20,000.00	20,000.00	20,000.00	21,704.00	21,704.00	21,704.00	20,000.00	20,000.00	
51 - PCT#2 EQUIPMENT REPLACMNT	70,000.00	170,000.00	20,000.00	20,000.00	20,000.00	20,000.00	20,000.00	20,000.00	20,000.00	
52 - PCT#3 EQUIPMENT REPLACMNT	20,000.00	20,000.00	20,000.00	20,000.00	20,000.00	20,000.00	20,000.00	20,000.00	20,000.00	
53 - PCT#4 EQUIPMENT REPLACMNT	20,000.00	20,000.00	20,000.00	20,000.00	20,000.00	20,000.00	20,000.00	20,000.00	20,000.00	
55 - CONSTRUCTION GRANTS	0.00	0.00	0.00	0.00	0.00	270.99	270.99	0.00	0.00	
80 - AIRPORT	0.00	0.00	0.00	0.00	0.00	0.00	0.00	44,000.00	44,000.00	
Report Surplus (Deficit):	(94,467.45)	0.00	0.00	0.00	(270.99)	0.00	270.99	0.00	0.00	

COUNTY OF JACKSON, TEXAS
2024 ADOPTED BUDGET

CAPITAL OUTLAY

**CAPITAL EXPENDITURES BUDGET - 2024 FISCAL YEAR
COUNTY OF JACKSON, TEXAS**

Adopted

FUND	DEPT	ITEM	DESCRIPTION/JUSTIFICATION	REQUESTED	APPROVED	PRIORITY
10 403	County Clk	Software	Tyler Tech extraction/conversion	\$0	\$14,660	
	County Clk Total			\$0	\$14,660	
10 406	Emergency Mgmt	Radio	Radio, Motorola, Portable, APX8500 (2) @ \$7400	\$14,800	\$14,800	High
	Emergency Mgmt Total			\$14,800	\$14,800	
10 409	Non-Depart	Battery	APC battery backup - Server Room	\$0	\$15,000	
	Non-Depart Total			\$0	\$15,000	
10 437	District Atty	Computer	Computer, replace to update - Tyler (includes install)	\$1,500	\$1,500	
10 437	District Atty	Laptop	Laptop, replace to update - Dillard (includes install)	\$1,500	\$1,500	
10 437	District Atty	Software	Tyler Tech extraction/conversion	\$0	\$14,660	
10 437	District Atty	Software	Tyler Justice (aka Odyssey)	\$57,750	\$57,750	
10 437	District Atty	Software Implementation	Tyler Justice (aka Odyssey) - project mgmnt, implementation & travel (est)	\$57,340	\$57,340	
	District Atty Total			\$118,090	\$132,750	
10 450	District Clk	Computer	Computer, replace to update (2) @ \$1500 ea. (includes install)	\$3,000	\$3,000	
10 450	District Clk	Software	Tyler Tech extraction/conversion	\$10,977	\$14,660	
	District Clk Total			\$13,977	\$17,660	
10 455	JP #1	Computer	Computer, replace to update (includes install) - Clerk	\$1,500	\$1,500	
	JP #1 Total			\$1,500	\$1,500	
10 495	Auditor	Computer	Computer, replace to update (includes install) - Auditor	\$1,500	\$1,500	High
10 495	Auditor	Laptop	Laptop, replace to update	\$1,500	\$1,500	High
	Auditor Total			\$3,000	\$3,000	
10 497	Treasurer	Laptop/Tablet	Laptop/tablet, replace to update	\$1,500	\$1,500	
	Treasurer Total			\$1,500	\$1,500	
10 499	Tax Collector	Computer	Computer, replace to update (4) (includes install) @ \$1500 ea	\$6,000	\$6,000	High
	Tax Collector Total			\$6,000	\$6,000	
10 510	Maintenance	Bench	Replace bench 6' (10) - Cthse	\$0	\$10,000	
	Maintenance Inventory Total			\$0	\$10,000	
10 551	Const #1	Radio	Radio, Motorola, Portable, APX8500	\$7,400	\$7,400	High
	Const #1 Total			\$7,400	\$7,400	
10 552	Const #2	Radio	Radio, Motorola, Portable, APX8500	\$7,400	\$7,400	
	Const #2 Total			\$7,400	\$7,400	

10 560	Sheriff	Vest	Replace BP Vest according to Schedule (4) @ \$1000 ea. (supposed to be 50%, actually less than due to certain funding limitations)	\$4,000	\$4,000	
10 560	Sheriff	Computer	Computer, TLETS	\$2,500	\$2,500	
10 560	Sheriff	Vehicle	Vehicle PPP, K-9 unit pkg	\$81,000	\$81,000	
10 560	Sheriff	Equipment	Vehicle Equipment remove and install - K-9 unit	\$2,500	\$2,500	
10 560	Sheriff	Decals	Vehicle Decals, vehicle - K-9 unit	\$950	\$950	
10 560	Sheriff	Vehicle	Vehicle (MOVE TO TELEPHONE COMMISSARY)	(\$50,000)	(\$50,000)	
10 560	Sheriff	Software	Utility Software - CAD integration	\$15,000	\$15,000	
10 560	Sheriff	Radio	Radio, Motorola, Portable, APX8500 (17) @ \$7400 ea	\$125,800	\$125,800	
10 560	Sheriff	MDT	MDT/w mount (includes install) (7) @ \$1500 ea	\$10,500	\$10,500	
	Sheriff Total			\$192,250	\$192,250	
10 561	Jail	A/C Unit	Replace A/C unit	\$7,600	\$7,600	
10 561	Jail	Camera System	Camera System (MOVE TO FUND 81)	\$9,600	\$0	
10 561	Jail	Cloud Cam System	Cloud Cam System	\$9,720	\$9,720	
10 561	Jail	Computer	Replace to update Computer, All in One (includes install) - Jail Admin	\$1,500	\$1,500	
10 561	Jail	Dryer	Dryer, replace to update	\$1,500	\$1,500	
10 561	Jail	Washer	Washer, replace to update	\$1,700	\$1,700	
10 561	Jail	Gutters	Replace gutters (carry over from FY21)	\$15,000	\$15,000	
10 561	Jail	Stove/Oven	Stove/Oven (includes install)	\$18,000	\$18,000	
10 561	Jail	Van	Van - Transport (carry over from FY23)	\$55,000	\$55,000	
10 561	Jail	Restraint System	Replace Wrap Restraint System (MOVE TO FUND 81)	\$4,000	\$0	
10 561	Jail	Cart	Replace cart (part of restraint system) (MOVE TO FUND 81)	\$2,400	\$0	
10 561	Jail	Radio	Radio, Motorola, Portable, APX8500 (3) @ \$7400	\$22,200	\$22,200	
	Jail Total			\$148,220	\$132,220	
10 595	Trans Station	Container	Open top container 30 cu yd	\$7,600	\$7,600	High
10 595	Trans Station	Railing	Open top railing and install (2) @ \$3870 ea	\$7,740	\$7,740	High
10 595	Trans Station	Remodel	Office remodel	\$15,900	\$15,900	Med
	Trans Station Total			\$31,240	\$31,240	
10 650	Library	Computer	Computer, replace to update (includes install) - Librarian	\$1,600	\$1,600	High
10 650	Library	Computer	Computer, replace to update (includes install) - Library Clerk	\$1,600	\$1,600	High
	Library Total			\$3,200	\$3,200	
	FUND 10 TOTAL			\$548,577	\$590,580	

12	406	Perm Improvement	Radio	ESD & Fire Dept Radio match	\$50,000	\$50,000	
12	406	Perm Improvement	Communications	Communications	\$762,521	\$762,521	
12	516	Perm Improvement	Building	Museum: Old Jail renovation	\$648,800	\$678,800	
12	516	Perm Improvement	A/C Unit	CTHSE: A/C & heat, 10T - ADA office, Grand Jury, Lobby	\$18,000	\$18,000	High
12	516	Perm Improvement	A/C Unit	CTHSE: A/C & heat, 10T - Tax office	\$18,000	\$18,000	High
12	516	Perm Improvement	A/C Condenser	CTHSE: A/C condenser, 2T - EOC	\$3,500	\$3,500	High
12	516	Perm Improvement	Glass	CTHSE: glass structural engineer (carry over from FY23)	\$25,000	\$25,000	High
12	516	Perm Improvement	Parking Lot	CTHSE: Parking lot pave and stripe	\$18,000	\$18,000	High
12	516	Perm Improvement	Not specified	Not specified	\$0	\$500,000	
		Perm Improvement Total			\$1,543,821	\$2,073,821	
15	563	Tele Comm	Vehicle	Vehicle (MOVE FROM SHERIFF)	\$50,000	\$50,000	
		Telephone Commissary Total			\$50,000	\$50,000	
29	403	Records Mgmt - Co Clk	Computer	Computer, replace to update	\$1,560	\$1,560	High
29	403	Records Mgmt - Co Clk	Scanner	Scanner, replace to update (includes setup \$200)	\$1,160	\$1,160	High
		Records Mgmt - Co Clk Total			\$2,720	\$2,720	
39	610	Gen R&B	Bridge Replacement	Bridge Replacement not specified	\$0	\$418,000	
		General R&B Total			\$0	\$418,000	
50	611	R&B #1 Equip Replacement	Roller	Roller, pad foot (includes \$13,000 trade-in)	\$47,000	\$47,000	Med
50	611	R&B #1 Equip Replacement		Limited to funds	(\$25,796)	(\$25,813)	
		R&B #1 Equip Replacement Total			\$21,204	\$21,187	
51	612	R&B #2 Equip Replacement	Gradall	Gradall	\$350,000	\$350,000	High
51	612	R&B #2 Equip Replacement	Limited	Limited to funds	(\$181,000)	(\$180,500)	
		R&B #2 Equip Replacement Total			\$169,000	\$169,500	
52	613	R&B #3 Equip Replacement	Vehicle	Truck, pick-up	\$65,000	\$65,000	High
52	613	R&B #3 Equip Replacement	Not specified	Not specified	\$5,000	\$4,400	
		R&B #3 Equip Replacement Total			\$70,000	\$69,400	
53	614	R&B #4 Equip Replacement	Backhoe	Backhoe	\$35,000	\$35,000	
53	614	R&B #4 Equip Replacement	Loader	Loader, front end, 3yd bucket	\$45,000	\$45,000	
53	614	R&B #4 Equip Replacement	Reclaimer	Reclaimer, 40' (carry over from FY23)	\$21,000	\$21,000	
53	614	R&B #4 Equip Replacement	Roller	Roller, pad foot, motorized (carry over from FY23)	\$60,000	\$60,000	
53	614	R&B #4 Equip Replacement	Skid Steer	Skid Steer w/bucket grapple (carry over from FY23)	\$61,000	\$0	Purchased FY23
53	614	R&B #4 Equip Replacement	Limited	Limited to funds	(\$86,000)	(\$59,500)	

	R&B #4 Equip Replacement Total			\$136,000	\$101,500	
70	516 Perm Improv ARPA	Not specified	Not specified	\$0	\$1,553,471	
70	590 Water/Sewer ARPA	Renovation	Water/Sewer Renovation	\$0	\$217,710	
70	612 R&B #2 ARPA	Equipment	Gradall	\$0	\$150,000	
70	613 R&B #3 ARPA	Vehicle	Water Truck	\$0	\$15,050	
	ARPA Total			\$0	\$1,936,231	
72	660 Coastal Prot	Not specified	Not specified	\$0	\$849,083	
72	660 Coastal Prot	Carancahua	Bulkhead Project	\$0	\$10,000	
	Coastal Prot Total			\$0	\$859,083	
80	620 Airport	Equipment	AWOS (match)	\$0	\$40,000	
80	620 Airport	Lighting	Lighting System (match)	\$0	\$120,000	
	Airport Total			\$0	\$160,000	
81	565 Commissary	Camera System	Camera System (MOVE FROM JAIL)	\$0	\$9,600	
81	565 Commissary	Cart	Cart (part of Restraint System) (MOVE FROM JAIL)	\$0	\$2,400	
81	565 Commissary	Restraint System	Wrap Restraint System (MOVE FROM JAIL)	\$0	\$4,000	
	Commissary Total			\$0	\$16,000	
GRAND TOTAL - ALL FUNDS :				\$2,541,322	\$6,468,022	

**CAPITAL EXPENDITURES INVENTORY ONLY BUDGET - 2024 FISCAL YEAR
COUNTY OF JACKSON, TEXAS**

Adopted

FUND	DEPT	ITEM	DESCRIPTION/JUSTIFICATION	REQUESTED	APPROVED	PRIORITY
10 435	District Court	Chair	Chair - Court Reporters	\$625	\$625	
	District Court Inventory Total			\$625	\$625	
10 495	Auditor	Partition	Partition - acoustic panel	\$550	\$550	
	Auditor Inventory Total			\$550	\$550	
10 499	Tax Collector	Door Lock	Magnetic door locks (3) @ \$300 ea	\$900	\$0	
10 499	Tax Collector	Money Counter	Money counter machine	\$550	\$0	
10 499	Tax Collector	Door Opener	Door opener button (ADA)	\$150	\$0	
10 499	Tax Collector	Security Camera	Security cameras (3) (over cash drawers) @ \$300 ea	\$900	\$0	
10 499	Tax Collector	Partion	Partition panel	\$800	\$800	
10 499	Tax Collector	Printer	Printer (includes install)	\$700	\$700	
10 499	Tax Collector	Scanner	Scanner - Panza (includes install)	\$1,160	\$1,160	
	Tax Collector Inventory Total			\$5,160	\$2,660	
10 510	Maintenance	Carpet Shampooer	Carpet Shampooer	\$1,000	\$1,000	High
	Maintenance Inventory Total			\$1,000	\$1,000	
10 551	Const #1	Glock -accessories	Sight, Slide (Glock)	\$600	\$600	High
10 551	Const #1	Trade-in	Glock trade-in	(\$250)	(\$250)	High
	Const #1 Inventory Total			\$350	\$350	
10 600	Permitting	Printer/Copier	Printer/copier, color (includes install)	\$800	\$800	
	Permitting Inventory Total			\$800	\$800	
10 665	Extension	Printer	Printer	\$600	\$600	
10 665	Extension	Computer	Computer (Cost Share)	\$950	\$850	
	Extension Inventory Total			\$1,550	\$1,450	
29 403	Records Mgmt - Co Clk	Scanner	Scanners (2) @ \$270 ea	\$540	\$540	High
	Records Mgmt - Co Clk Inventory Total			\$540	\$540	
42 612	Precinct #2	Printer	Printer	\$500	\$500	
	Precinct #2 Inventory Total			\$500	\$500	
44 614	Precinct #4	Water Heater	Water Heater	\$0	\$1,000	
	Precinct #4 Inventory Total			\$0	\$1,000	
TOTAL - INVENTORY :				\$11,075	\$9,475	

**VEHICLE INVENTORY TAX BUDGET - 2024 FISCAL YEAR
JACKSON COUNTY TAX ASSESSOR-COLLECTOR**

FUND	DEPT	ITEM	DESCRIPTION/JUSTIFICATION	REQUESTED	APPROVED	PRIORITY
	Vehicle Inventory Tax	Miscellaneous			\$500	
TOTAL - VIT :				\$0	\$500	